
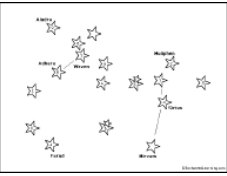










Space Ideas – Home Nursery Term 3 Week 5 All of these ideas are cross-curricular but we have chosen a focus for each one below:

Literacy	Numeracy	Health and Wellbeing	Messy/Sensory Play
<p>Here are some space books you can listen to being read on Youtube. Two of them are read by astronauts! Whatever Next by Jill Murphy The Darkest Dark by Chris Hadfield Goodnight Spaceman by Michelle Robinson</p>  <p>There are lots of good videos and programmes on Cbeebies about Space. Can you watch some and then tell a grown up some facts about space you learned? Try some of the quizzes and jigsaws too if you like.</p>	<p>Here are some dot-to-dot sheets you can print out. Some of them are in the shape of constellations but there are other space themed ones you can do too. Please let us know if you need anything printed off for you.</p>  <p>Make your own spaceship (in a box of just make-believe). Can you draw or talk about the buttons you will need to have? What symbols, letters or numbers are they? Doing a countdown to take off is a great way to practise the backwards number sequence. Can you count down from bigger numbers to blast off?</p>	<p>Can you fill a jam jar/bottle with some water or oil, a little blue food colouring or paint and glitter/sequins to make a starry night snowglobe? If you get annoyed or upset a good way to calm down is to sit and do some big breaths while you wait for the glitter to sink to the bottom. Just concentrate on the falling glitter and your big breaths.</p>  <p>Join in with Hot Chocolate or Milkshake Friday again. We can't wait to see your pictures and milky smiles! Think about all your friends and teachers as you sip your drink – we all miss each other.</p>  <p>Remember to brush your teeth afterwards – watch this video of how to brush your teeth in space!</p>	<p>Make some alien music! Here is a fun music activity to try on a computer or device. You get to choose 'loops' of sound to add up together to make your own song. Some of the sounds are a bit strange and could almost be the sound that an alien makes! Click on any of the versions in the top line and when it loads, choose clothes or glasses etc to add to the people above.</p> 
<p>Colouring in is great to help us get our fingers ready for writing. Here are some Space colouring pages. Let us know if you need us to print some off for you.</p>  <p>We don't really do worksheets in the nursery but recognise that some of our older bairns might like doing some at home along with older siblings, and also that it can be really helpful to parents when you have work to do. Here is a link to some space themed ones – scroll to the bottom of the page for the link.</p>	<p>Here is a link to a simple numbers board game you can print off or draw out yourself. If you don't have glass beads then just use paper or small pebbles with the numbers drawn on. You could even use chalk and bigger pebbles outside. You could use it for letters as well.</p>  <p>Have a look at a mirrie dancer forecast or watch with a grown up and talk about the numbers and colours. We hope you see some!</p>	<p>Here are some space themed Cosmic Yoga adventures to try: Mike and Muttnik on the Moon And a longer Space Triple Adventure Go Stargazing! Remember to wrap up warm! Here are some Cbeebies videos to help you get ready, and another video to help you find the Plough and Gemini. It's tricky so even if you just see the pretty stars, that's enough. Washing your hands is still very important to keep germs away, and we need to get lots of sleep and good food to keep us healthy too. Click on these to see how they do this in space!</p>  	<p>Do you have some balloons, some paint and some paper? Why not try to make some planet prints? They look so pretty. Can you make a green and blue one for earth?</p>  <p>There are more craft ideas here. Let us know what you make and share pictures or photos if you want.</p> 