

Brae High School



S1 – S3

Home Learning Pack

23rd February 2021

Dear Pupils, Parents & Carers

We understand balancing working from home and family life can be challenging, please remember we are here to support you, please keep in communication.

If you/your child is struggling to complete any work, please contact your pupil support teacher for assistance. If there is any time you cannot access the work provided by your teacher, please email your teacher and post a message on TEAMS, if you can access it. However, if you are unable to email or post a message, please phone the school on 01595 745600.

If you need glow support you can contact:

PUPILglowsupportshetland@shetland.gov.uk

To assist with organising your work, we have created this home learning pack to summarise instructions from each subject/class. Also attached is a grid that you can complete and tailor to your needs by populating what is due and when, then tick off as you go. From this week, we have decided to rotate subjects on a weekly basis where half of your child's subjects will set work in week 1 and the other half will set work for week 2.

Kind Regards

Mr L Nicolson

Head Teacher, Brae High School

Home Learning: 23rd - 26th February 2021

[illegible]

Subject	English – Ms Storey & Mrs Watt
S3	<p>We have started a new topic on Persuasive Writing. Anyone who has not done the introductory task should catch up on it. A second task on Identifying and Using Persuasive Techniques has been added to Assignments. Please follow the instructions on how to submit work in Assignments carefully. You do not need to download the work, 'close' saves your individual work and 'turn in' sends it to your teacher.</p>
Teacher email addresses for pupil contact	<p>If pupils have any queries or need support Ms Storey or Mrs Watt can be contacted by email: charlenestorey@shetland.gov.uk gw14storeycharlenehe@glow.sch.uk valeriewatt@shetland.gov.uk gw13wattvalerie@glow.sch.uk</p> <p>When emailing, please note that Ms Storey works Tuesday-Friday.</p>

Subject	Maths
S1A – Mrs Batty	<p>This week pupils will be looking at Factors.</p> <p>Mrs Batty will post two videos and the worksheet on Assignments on Tuesday morning. The deadline for this week's work will be Thursday 25th Feb. Work to be submitted either on assignments or email Mrs Batty. Marked work will be emailed back to the pupils.</p> <p>In school, pupils would have three periods of maths in this short week so this work can be completed over several days rather than all in one go.</p>
S1B – Mrs Morrison	<p>Watch these two short videos.</p> <p>Nature by Numbers - YouTube Mathematics in Nature - YouTube</p> <p>Now I would like you to find 3 examples of your own, outside, where nature is displaying mathematical concepts eg. Shapes, patterns..... I would like you to email me your photos as normal and explain what the maths is in your photos.</p> <p>Go on get outside!</p>
S2 Mrs D Johnson	<p>Pupils will continue working on the topic of Chance and Uncertainty (Probability) and will begin calculating probabilities.</p> <p>A task will be set as an Assignment on Teams by Tuesday this week to be completed and either uploaded to the Assignment or emailed to Mrs Johnson by Thursday.</p> <p>Marked work will be emailed back to the pupils.</p> <p>In school, pupils would have four periods of maths each week so this work can be completed over several days rather than all in one go.</p>

S3 – Mrs Batty	<p>This week pupils will continue to using the gradient formula and do more practice on simplifying fractions.</p> <p>The task has been set as an Assignment on Teams and will go live on Tuesday morning to be completed and either uploaded to the Assignment or emailed to Mrs Batty by Thursday 25th Feb.</p> <p>In school, pupils would have three periods of maths in this short week so this work can be completed over several days rather than all in one go.</p>
S3 – Mrs Morrison	<p>Watch these two short videos.</p> <p>Nature by Numbers - YouTube Mathematics in Nature - YouTube</p> <p>Now I would like you to find 3 examples of your own, outside, where nature is displaying mathematical concepts eg. Shapes, patterns..... I would like you to email me your photos as normal and explain what the maths is in your photos.</p> <p>Go on get outside!</p>
Teacher email addresses for pupil contact	<p>gw09battypatricia3@glow.shetland.sch.uk gw09morrisonlinda4@glow.shetland.gov.uk gw08marwickdorcass@glow.shetland.sch.uk for Mrs Johnson.</p>

Subject	Modern Studies – Mr Johnson
S1	<p>The The class will continue with their unit on Inequality and Discrimination. We will be looking into direct and indirect discrimination, with the aim of understanding the difference between the two.</p> <p>Tasks to complete will be shared on the class’s Microsoft Teams group, using the Assignments function where possible. If any help is required Mr Johnson can be reached on gw20johnsonkrisandre@glow.shetland.sch.uk. Parents are encouraged to discuss the issues raised in the unit with their children and offer their own thoughts and reflections on the topic.</p> <p>If pupils are having problems accessing through Teams, it is possible to send work via email.</p>
S2	<p>The class will continue with their unit on Individualist and Collectivist beliefs. Tasks to complete will be shared on the class’s Microsoft Teams group, using the Assignments function where possible. If any help is required Mr Johnson can be reached on gw20johnsonkrisandre@glow.shetland.sch.uk. Parents are encouraged to discuss the issues raised in the unit with their children and offer their own thoughts and reflections on the topic.</p> <p>If pupils are having problems accessing through Teams, it is possible to send work via email.</p>
Teacher email addresses for pupil contact	<p>Glow – gw20johnsonkrisandre@glow.shetland.sch.uk School – krisjohnson@shetland.gov.uk</p>

Subject	RME – Miss Dunbar
S1	<p>The following work will take you more than this week:</p> <p>Instructions, questions and reading pages are all on teams in your class files:</p> <ol style="list-style-type: none"> 1. How do Christians worship? Read page 13 Answer the knowledge check questions in sentences. Extra – Complete Activity A 2. What is ministry? Read page 15 Answer the knowledge check questions in sentences. Extra – Read the diary of a vicar (pages 16 & 17) Complete Activity A question 2. You need to think of at least 5 questions. Extra – Activity A question 3
S2	<p>The following work will take you more than this week:</p> <p>Instructions, questions and reading pages are all on teams in your class files:</p> <ol style="list-style-type: none"> 1. New Unit on Muhammad Read page 30 and answer the knowledge check questions in full sentences. Extra – Read page 32 and complete Activity A 2. Are all Muslims the same? Read page 40 and answer the knowledge check questions on page 41 in full sentences Extra – Complete Activity A Remember the Ummah refers to the worldwide community of Muslims. Extension – Complete Activity C

S3	<p>I hope you are managing to complete the tasks in the Poverty booklet. If you are ready to move on to the next topic, it is about how religion is portrayed in the media. The work set will likely take you more than this week to complete.</p> <p>Instructions, questions and reading pages are all on teams in your class files:</p> <p>Question</p> <ol style="list-style-type: none"> 1. What does the word “media” refer to? 2. Give 4 examples of media 3. How does the Simpsons present religion in a positive light? 4. Why might an atheist think that The Simpsons is against religion? 5. Why does Rowan Williams think The Simpsons is “a positive example to children”? 6. How can the media encourage people to live together peacefully? How can the media combat religious stereotyping? <p>Extra</p> <p>Read the statements in the speech bubbles on page 83.</p> <p>Sort them into 2 categories – Those that show the media to be good for religion. Those that show how the media can work against it. Find examples for both categories in 2 different forms of the media</p> <p>Extension</p> <p>On the internet, look at some clips from The Simpsons which have religious themes.</p> <p>Do you think that the show is fair in the way it represents religion? Give reasons and examples in your answer.</p>
Teacher email addresses for pupil contact	<p>fionadunbar@shetland.gov.uk</p> <p>Works Monday and Tuesday</p>

Subject	German – Mrs Wood
S1	<p>26 FEBRUARY 2021:</p> <p>We are starting physical descriptions.</p> <p><u>“Wie sind deine Augen?”</u> You have 4 sets of 5 descriptions. Draw a head with hair and eyes as described. If you don't have colouring pencils, you must write in English beside your drawing what colour the hair and eyes are. The rest you can draw as it will denote style/length/size.</p> <p><u>“Wie siehst du aus?”</u> Using what you used in the first sheets, and the information at the top of this sheet, fill in the gaps in these sentences with appropriate words. (Colour/style of hair, colour of eyes) You can type on the sheet if you are able to, otherwise use your jotter.</p>
S2	<p>FOR FRIDAY 26 FEBRUARY 2021:</p> <p>This is on teams – assignments It's a Geography of Germany project</p> <p>Task 1: Have a look at a map of Germany and identify the different regions (they are called Bundesländer) – download the map and you should be able to click and drag the names over the correct region. Word of advice – start at the top! Otherwise, the names are likely to jump about.</p> <p>Tasks 2, 3 and 4 are explained on the sheets. Work your way through them. You may use a translation site to help you in task 3.</p> <p>Stadt text with questions Extension activity - quite hard! 3 people, Anders, Bruno and Roberto, are describing their towns. Question a) - find the German for these phrases in the texts (NOT from google translate!) and write them in the boxes. Questions b) c) and d) - answer in English.</p> <p>Places In Town.zip This is a quiz. You will have to download it first however, otherwise it won't open.</p> <p>There are 50 questions and you should send me your score as part of your work</p> <p>Best online dictionary is dict.cc</p>

S3	<p>FOR FRIDAY 26 FEBRUARY 2021:</p> <p>We are finishing off our chapter from the book.</p> <p>P 108:</p> <p>Ex. 1 – read the 6 short texts.</p> <p>Ex. 2 – match 1 – 6 with the 6 paragraphs A – F from ex. 1</p> <p>Ex.3 – find the German for these 8 words/phrases from the texts.</p> <p>Ex. 4 – find the German for these phrases from the texts in ex. 1</p> <p>Ex. 5 – read these 2 texts. Copy and complete the tables in English for both “Happystoff” and “Grüne Gute.”</p> <p>Grammar</p> <p>P 112:</p> <p>Ex. 1 adjectives – read the grammar box and choose the correct adjective from the choice of 3 in bold – only write the correct word, not the whole sentence.</p> <p>Ex. 2 word order – read the information at the top carefully.</p> <p>Using “wenn” join the 2 sentences together, bearing in mind that the 2nd part of the sentence will change its word order slightly.</p> <p>Ex. 3 word order - complete the sentences in German, THEN say what they mean in English too.</p> <p>P 113:</p> <p>Ex. 4 “werden” – fill in the blanks with the correct part of “werden” given at the top. Be careful who is in the sentence. Don’t write out the whole sentence, only the missing word.</p> <p>Ex. 5 “werden” – translate the paragraph. DO IT YOURSELF – do not use google translate.</p> <p>Ex. 6 Time Manner Place – read the information at the top first.</p> <p>Rewrite these sentences in the correct order, with the time (when) element first then the manner (how, who with) then the place (where).</p> <p>Ex.6 Time Manner Place – translate these sentences into German – again, DO NOT use google translate.</p>
Teacher email addresses for pupil contact	gw09cartneyaileen@glow.sch.uk

Subject	ICT, Business Management and Administration & IT – Ms Gregory
S1 ICT Mr Moss and Mr Murphy	<p>Work for w/b 23 February</p> <p>Read through the "Internet Safety Poster" instructions (saved in Files on the ICT Team and on next page), go to the Think You Know website, look at the information and then choose one task from the worksheet.</p>
S2 ICT Mr Murphy and Ms Gregory	<p>Work for w/b 23 February</p> <p>The Chocolate Box – attempt ACTIVITY 2. This can be found in the Files and Assignments section in our S2 ICT Team. Use the Internet to help you with some of the answers. You have until 5 March to complete this activity.</p>
S3 Administration & IT	<p>Attempt the next 2 challenges, Challenge 4 and 5, in your Core Notes and Challenges booklet.</p>
Teacher email addresses for pupil contact	<p>jane.gregory@shetland.gov.uk gw07gregoryjane@glow.sch.uk</p>

BRAE HIGH SCHOOL
INFORMATION COMMUNICATION TECHNOLOGY

INTERNET SAFETY

Go to the following web site (and/or use your own knowledge if you cannot access the Internet): <https://www.thinkuknow.co.uk/>

Read the section 11 – 13 year olds, follow some of the links to other areas and complete **one** of the tasks below:

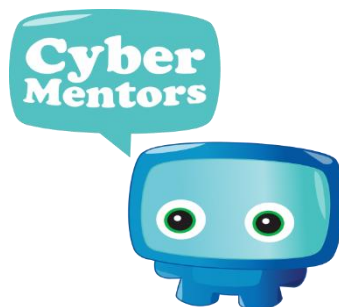
- Design a poster to be displayed in school that highlights a number of the potential risks that exist on the Internet
- Choose one specific topic, e.g. Cyberbullying and design a poster to be displayed in school
- Design a leaflet or booklet that highlights the potential risks on the Internet, the booklet is aimed at secondary age school children
- Design a poster or leaflet that lists the risks and the benefits of using the Internet OR lists the do's and don'ts when using the Internet

All of the above **MUST** include information on where to go for help, e.g. the web address of THINKUKNOW, ChildLine, CEOP, Cyber Mentors, etc.

Each piece of work **MUST** include the CEOP report abuse logo. Right click on the Red image here Copy and then Paste to your poster, you can do the same with any image on this worksheet.



When you have finished you could look at the section 8 – 10 and play some of the interactive games!

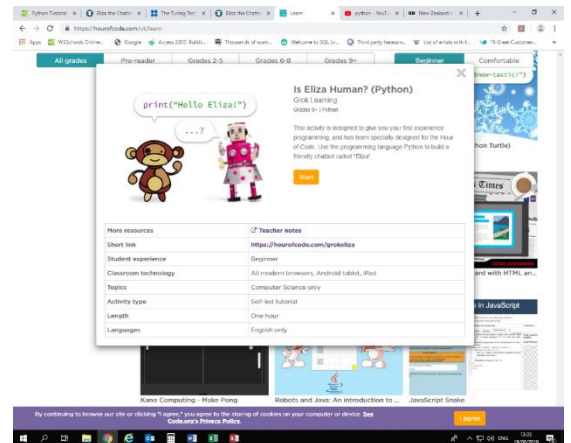


Subject	Computing Science – Mr Moss
S3	<p>Task for W/B 23th February</p> <p>Read through the "Intro to Python" worksheet (saved in Files on the S3 Computing Team), complete the first "one hour of code" task and then move onto the www.w3schools.com Python Tutorial, try and get as far as "Numbers".</p>
Teacher email addresses for pupil contact	gw14mossmatthewrober@glow.shetland.sch.uk

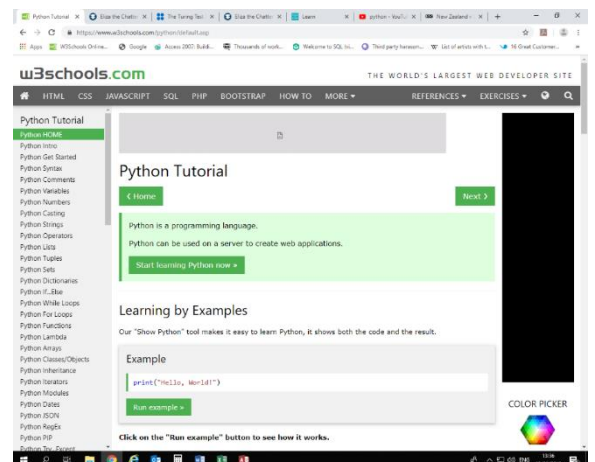
S3 Computing - Introduction to Python

Go to the following website

<https://hourofcode.com/uk/learn>, using the toolbars on the left select topics: Computing Science Only and Language: Typing. Then find the tutorial called "Is Eliza Human?". Open the tutorial and follow the instructions.



When you have completed this go to the following website <https://www.w3schools.com/python/default.asp> and begin the Python Tutorial. Take your time attempt the exercises and watch the examples. See if you can get as far as "Numbers".



Subject	Engineering Science
S3 Engineering Science	Structure booklet <ul style="list-style-type: none"> • Triangulation • Loaded Frames • Read through the page describing loaded frames • Complete Task 13 and 14 • For Task 13 you can either copy the information from the description page or make up your own notes which include all the required description/diagrams.
Teacher email addresses for pupil contact	michael.batty@shetland.gov.uk gw08battymichael@glow.sch.uk

Subject	Art – Ms Hay
S1	Work on the Visual Elements; creating your own information resource. Information sheet posted on Teams. Due Friday 26th February. *Some people still due previous weeks' work so please check your emails or contact Ms Hay to discuss.
S2	Drawing task; How to draw shiny/metallic surfaces. Drawing of a spoon. Read information sheet and watch video clip posted on Teams. Work due Friday 26th February.
Teacher email addresses for pupil contact	kirstenhay@shetland.gov.uk

Subject	Music – Mrs Briggs
S3	Scottish Music Complete the 3rd and final quiz from the Scottish Music Sway Presentation. The link to the presentation is in the S3 Music Team.
Teacher email addresses for pupil contact	gw18briggssuzannejoa@glow.sch.uk

Subject	Physical Education – Miss Copland & Mr Murdock
S1	<p>In school we would be engaged in activity each lesson so the main objective for PE is to be active and do that activity outside whenever the weather allows.</p> <p>It is vitally important to look after yourselves in these difficult times and exercise has been proven to offer numerous benefits to our health so please keep moving.</p> <p>Mr Murdock and I will post some ideas to the teams pages and are keen to see/hear what you are doing so feel free to post a photo or send us a message.</p> <p>If you need more ideas or want specific advice, then please get in touch.</p> <p>S3 Core PE – Continue to be as active as you can. Give yourself a challenge. Get in touch if you need ideas.</p>
S2	
S3	
S3 Elective PE	<p>Can everyone please look at the simple January Fitness Calendar that was posted in teams and adapt this for yourself. You need to think about:</p> <ul style="list-style-type: none"> • Specificity - make it suit you, your level of fitness and your main activity • Frequency - how often will you exercise, will you be including rest days? • Intensity - how hard will you work, number of repetitions, time... • Duration - how long will you work for, each session and the number of weeks • Progression - using frequency, intensity and duration show how you will progress through the month <p>Please email your work to my glow email by Friday 26th February - if you have any questions at all please get in touch - gw09coplandjillian@glow.shetland.sch.uk</p> <p>If you have already completed this then please continue to be active and follow your plan as best you can.</p>
Teacher email addresses for pupil contact	gw09coplandjillian@glow.sch.uk gw20murdockbrian@glow.sch.uk

Subject	Technical – Mr Robertson & Mr Ronalds
S1 Craft & Design	<p>Weekly assignments to be completed Assignments can be found on Glow Teams Printed worksheets can be requested if internet access is not available</p> <p>gw08robertsonandrew5@glow.sch.uk</p>
S2 Craft and Design	<p>Weekly assignments to be completed Assignments can be found on Glow Teams Printed worksheets can be requested if internet access is not available</p> <p>gw18ronaldsmatthewsp@glow.shetland.sch.uk</p>
S3 Practical Woodwork	<p>Complete Worksheet 14D</p> <p>(Which can be found in Class Materials - Practical Woodwork Homework Sheets (for information to study and sample questions)).</p> <p>Complete Quiz</p> <p>gw08robertsonandrew5@glow.sch.uk</p>