

# **Brae High School**



**S1 – S3**

**Home Learning Pack**

**1<sup>st</sup> February 2021**

Dear Pupils, Parents & Carers

We understand balancing working from home and family life can be challenging, please remember we are here to support you, please keep in communication.

If you/your child is struggling to complete any work, please contact your pupil support teacher for assistance. If there is any time you cannot access the work provided by your teacher, please email your teacher and post a message on TEAMS, if you can access it. However, if you are unable to email or post a message, please phone the school on 01595 745600.

If you need glow support you can contact:

[PUPILglowsupportshetland@shetland.gov.uk](mailto:PUPILglowsupportshetland@shetland.gov.uk)

To assist with organising your work, we have created this home learning pack to summarise instructions from each subject/class. Also attached is a grid that you can complete and tailor to your needs by populating what is due and when, then tick off as you go. From this week, we have decided to rotate subjects on a weekly basis where half of your child's subjects will set work in week 1 and the other half will set work for week 2.

Kind Regards

Mr L Nicolson

Head Teacher, Brae High School

**Home Learning: 1<sup>st</sup> – 5<sup>th</sup> February 2021**

<b>Subject</b>	<b>Activities</b>	<b>Progress – how many pages/questions have you done so far?</b>  <b><u>Update this column as you work through.</u></b>	<b>Completed (✓)</b>

Subject	English – Ms Storey & Mrs Watt
S1 & S2	<p>The class is working on activities from their paper learning pack which was given to them in class. For anyone who has mislaid their copy they can access a digital version in the class Team in the 'Class Materials'.</p> <p>Instructions about which pages of the booklet to do, along with additional activities such as reading, clips to watch online etc, will be detailed on the Teams class page each week on Mondays. Pupils should 'like' posts with instructions to show that they have read and understood the work they are to do. Feedback on work will be sent through email.</p> <p>Reading regularly is still an important part of English work and pupils should aim to spend some time on personal reading and Reading Awards each week.</p> <p>If anyone has any issues accessing Teams or needs help with any of the work set they should email their English teacher as soon as possible.</p>
Teacher email addresses for pupil contact	<p>If pupils have any queries or need support Ms Storey or Mrs Watt can be contacted by email:</p> <p><a href="mailto:charlenestorey@shetland.gov.uk">charlenestorey@shetland.gov.uk</a>  <a href="mailto:gw14storeycharlenehe@glow.sch.uk">gw14storeycharlenehe@glow.sch.uk</a>  <a href="mailto:valeriewatt@shetland.gov.uk">valeriewatt@shetland.gov.uk</a>  <a href="mailto:gw13wattvalerie@glow.sch.uk">gw13wattvalerie@glow.sch.uk</a></p> <p>When emailing, please note that Ms Storey works Tuesday-Friday.</p>

Subject	Geography – Ms Mackney-Mills
S1	<p>The work for next week</p> <p>Section 4 – Reading an O.S. Map</p> <p>All the information pages (with activities), instruction sheet and worksheets are in the File section on the Teams page.</p> <p>For Q2 (a) Kew is in west London.</p>
S2	<p>Complete all the work for next week is on Depressions.</p> <p>The information (with activities) pages are in the File section above. Answer all the questions. Instead of answering the question 4 from the sheet, create a spider diagram showing the information from figure 2.27. For Q5 draw your diagram landscape, down your page and towards the top, then you can write the information underneath the correct section. If you have index cards at home have a go at doing Q7.</p>
Teacher email addresses for pupil contact	<p><a href="mailto:gw09mackneymillswend@glow.sch.uk">gw09mackneymillswend@glow.sch.uk</a> or <a href="mailto:wendymills@shetland.gov.uk">wendymills@shetland.gov.uk</a></p>

<b>Subject</b>	<b>History – Mr Tait</b>
S1	Pupils can finish off the Ancient World booklet and homework exercise. Pupils then complete the ancient world research exercise which is in S1 Glow files.
S2	Pupils should finish the questions on James VI and the Union of the Crowns before completing the Stuarts' part of the 'Progress in S2 History' sheets. Pupils can then use jotters and the internet to carry out research and write a report on Mary Queen of Scots.
S3	Pupils should complete the booklet on the 1832 Reform Act and the Chartists. The class can then work their way through the questions in S3 Glow files, answering each one in their jotters.
Teacher email addresses for pupil contact	Irvine.Tait@shetland.gov.uk

<b>Subject</b>	<b>Modern Studies – Mr Johnson</b>
S3	<p>The class will continue with their unit on Pressure Groups, then pushing on to a new topic on the Influence of the Media.</p> <p>Tasks to complete will be shared on the class's Microsoft Teams group. Pupils are currently working on an investigation into a pressure group of their choice. They should complete work and send an electronic file, or a picture or scan of handwritten work, to my email, <a href="mailto:gw20johnsonkrisandre@glow.shetland.sch.uk">gw20johnsonkrisandre@glow.shetland.sch.uk</a>. Feedback on the work and will be given via an email reply. Parents are encouraged to discuss the issues raised in the unit with their children and offer their own thoughts and reflections on the topic.</p> <p>If pupils are having problems accessing through Teams, it is possible to send work via email.</p>
Teacher email addresses for pupil contact	<p>Glow – <a href="mailto:gw20johnsonkrisandre@glow.shetland.sch.uk">gw20johnsonkrisandre@glow.shetland.sch.uk</a></p> <p>School – <a href="mailto:krisjohnson@shetland.gov.uk">krisjohnson@shetland.gov.uk</a></p>

Subject	French – Mrs Wilkinson
S1	<p><b><u>New topic:</u></b> Learning how to say the time in French.</p> <p>An assignment on <b>Teams</b> has been set for you to complete <b><u>towards the end of this week,</u></b> once you have learnt some expressions about how to say the time in French.</p> <p>Worksheets, video tutorials (for pronunciation), guidance and relevant material to help you learn new expressions and complete your work will be available in your <b><u>Teams folder / 'Files' section,</u></b> clearly labelled for the week.</p> <p>You will start learning about how to say the time in French and further instructions will be given to you to help you create your own French clock face!</p> <p><b><u>Online activities:</u></b> I will set some online activities and Games for you to complete on 'the Language Gym', which you should have now registered to; instructions are in your Team's files (please contact me if you need support with this). You can practise more fun vocabulary activities (rock climbing, boxing etc...) and sentence building. The topics I have chosen for you to consolidate are: school subjects and numbers (look in in the assignment section).</p>
S2	<p><b><u>New topic:</u></b> we are going to start talking about travelling to places! This week, we will focus on means of transport and opinions.</p> <p>An assignment on <b>Teams</b> has been set for you to complete <b><u>towards the end of this week,</u></b> once you have learnt some expressions about transports and opinions in French.</p> <p>Worksheets, video tutorials (for pronunciation) and guidance to learn new expressions and complete your work will be available in your Teams folder, clearly labelled for the week.</p> <p><b><u>Online activities:</u></b> I have set some specific assignments for you to help consolidate your learning using the Language Gym, please make sure that you are now registered (please contact me if you need support).</p>

S3	<p><b><u>New topic:</u></b> The World of work</p> <p>Find out how languages can open up employment opportunities and how to say the names of some jobs in French.</p> <p>You will be able to watch five promotional video clips which support Job Profiles, demonstrating how languages have helped a range of professionals in their careers.</p> <p>Worksheets, guidance to learn new expressions and complete your work will be available in your <b><u>Team's files folder</u></b>, clearly labelled for the week.</p> <p><b><u>Online activities:</u></b></p> <p>Please make sure that you have followed my instructions to join your Language Gym French class. I have set some assignments/games for you about the specific topics that we are covering now, this will help you consolidate your learning!</p>
Teacher email addresses for pupil contact	gw19wilkinsonkerboul@glow.sch.uk

Subject	ICT, Business Management and Administration & IT – Ms Gregory
S3 Business Management	<p><b>Work for w/b 1 February (Wk 1)</b></p> <p>We will continue with our External Factors affecting businesses this week. Have a look at the External Factors powerpoint, which is posted in the Files Section of Teams. I can also send this powerpoint to you by e-mail.</p> <ul style="list-style-type: none"> <li>• Read slides 29-32 which will complete our study of External Factors.</li> <li>• Complete the External Factors Task on a Word document, which I have put into Assignments. Also it is in the Files Section, in the Influences on Business folder. The document is called <b>External Factors for 5/2/21 Wk1</b>.</li> <li>•</li> </ul> <p>Please put your answers on a Word document <b>or</b> write them clearly on paper. Please send your answers to me by using the Assignments section in Teams or e-mail them to me.</p>
Teacher email addresses for pupil contact	<a href="mailto:jane.gregory@shetland.gov.uk">jane.gregory@shetland.gov.uk</a> <a href="mailto:gw07gregoryjane@glow.sch.uk">gw07gregoryjane@glow.sch.uk</a>









Subject	Home Economics – Mrs Hughson & Ms Ward
S1	<ul style="list-style-type: none"> <li>Continue with Link to Health task</li> </ul>
S2	<ul style="list-style-type: none"> <li>Continue Food &amp; Festivals-India task</li> </ul>
S3	<ul style="list-style-type: none"> <li>Continue with the Love Stories task which is due on 5th February 2021</li> </ul>
Teacher email addresses for pupil contact	<a href="mailto:gw20hughsondrinajoan@glow.shetland.sch.uk">gw20hughsondrinajoan@glow.shetland.sch.uk</a> <a href="mailto:gw08wardjune3@glow.shetland.sch.uk">gw08wardjune3@glow.shetland.sch.uk</a>

Subject	S1 Science – Mr Batty & Mr Evans
S1 Science Wk Beg 1 <sup>st</sup> February 2021	<p><b><u>Body Cells and Systems part 1</u></b></p> <ul style="list-style-type: none"> <li>Read through how you to calculate the magnification of a microscope</li> <li>Complete the magnification calculations (To find total magnification multiply eyepiece and objective lens powers together)</li> <li>View the PowerPoints on Animal and Plant cells</li> <li>Complete Plant and Animal cell sheets including the tables using the PowerPoints to help you.</li> <li>Complete table by ticking the parts found in a plant and an animal cell,</li> <li>Answer the two questions below the table in sentences.</li> <li>You should be able to fill the sheets in as they are in Word but if you have difficulty in doing this then please just write the answers in jotter and send a photo/scan to Mr Batty or Mr Evans</li> <li>Any issues please get in touch so that we can help as quickly as possible.</li> <li><b>To be returned by Friday 5<sup>th</sup> February</b></li> </ul>
Teacher email addresses for pupil contact	<a href="mailto:michael.batty@shetland.gov.uk">michael.batty@shetland.gov.uk</a> <a href="mailto:gw08battymichael@glow.sch.uk">gw08battymichael@glow.sch.uk</a> <a href="mailto:adam.evans@shetland.gvo.uk">adam.evans@shetland.gvo.uk</a> <a href="mailto:gw18evansadam@glow.sch.uk">gw18evansadam@glow.sch.uk</a>

Subject	S2 Science – Mrs Bennett & Mr Evans
S2 Science	<p>This week you should complete Worksheet 2 - The Universe.</p> <p>You should use the information in the videos to answer the questions on the worksheet. The back of this worksheet has some information about the Hubble telescope you should read – we have uploaded a slideshow of pictures taken by the telescope for you to have a look at.</p> <p>All files you need are in the ‘space’ folder in class files on teams, if you have any problems accessing them please let your teacher know and we will email them to you. Links to videos will be posted on the teams page so they are easily accessible.</p> <p>You can print worksheet, complete it in word, or answer the questions in your jotter – whichever way suits you best. Please send in your answers to your teacher by the end of the week.</p> <p>If you want to do a bit extra you can try one of more of the activities in the space folder on teams.</p> <p>If anyone is interested in finding out a bit more there is a good series of documentaries <b><i>The Planets</i></b> with Brian Cox, on BBC iPlayer: <a href="https://www.bbc.co.uk/iplayer/episodes/p07922lr/the-planets">https://www.bbc.co.uk/iplayer/episodes/p07922lr/the-planets</a></p>
Teacher email addresses for pupil contact	<a href="mailto:gw09mouatannebarbara@glow.shetland.sch.uk">gw09mouatannebarbara@glow.shetland.sch.uk</a> <a href="mailto:gw18evansadam@glow.shetland.sch.uk">gw18evansadam@glow.shetland.sch.uk</a>

Subject	Biology – Mrs Bennett
S3 Biology	<p>Over the next few weeks I want you to carry on working through the control and communication booklet.</p> <p>This week I'd like you to complete <i>Control and communication lesson 4 – control of blood sugar</i>. Use the slideshow to complete Sections 7 and 8 in the notes booklet.</p> <p>The slide show can be found in the class files folder in teams. There are links to video clips you should watch in the slideshow, I will also post these links on teams in case you have any difficulty accessing the clips.</p> <p>If you have any problems at all, please let me know</p>
Teacher email addresses for pupil contact	<a href="mailto:anne.bennett@shetland.gov.uk">anne.bennett@shetland.gov.uk</a> <a href="mailto:gw09mouatannebarbara@glow.shetland.sch.uk">gw09mouatannebarbara@glow.shetland.sch.uk</a>

Subject	Chemistry – Mr Evans
S3	<p>Read and copy the slides on Group Ions which are saved in the 'files' tab.</p> <p>Complete the questions within the slides and send them to Mr Batty or Mr Evans</p>
Teacher email addresses for pupil contact	<a href="mailto:gw18evansadam@glow.sch.uk">gw18evansadam@glow.sch.uk</a> <a href="mailto:gw08battymichael@glow.sch.uk">gw08battymichael@glow.sch.uk</a>

Subject	Physics – Mr Baxter								
S3 Physics	<p>Refer to your Waves and Radiation Booklet 2.1 Wave Characteristics, Parameters and Behaviours and Sound We are finishing off this topic on sound Check your learning objectives that are listing under sound in your booklet If you do not have this booklet to hand, find it in the teams file</p> <div><p>General &gt; January 2021 &gt; <b>work for week beginning Monday 25th January</b></p><table><tr><th></th><th>Name ▾</th><th>Modified ▾</th><th>Modified By ▾</th></tr><tr><td></td><td>WR N5 with N4 Pupil Booklet 1 Waves and ...</td><td>A few seconds ago</td><td>Paul Baxter</td></tr></table></div> <p>You then will get an assignment on sound to complete. I have linked a few videos for you to watch related to sound. I will be posting on teams on a daily basis so stay in contact.</p>		Name ▾	Modified ▾	Modified By ▾		WR N5 with N4 Pupil Booklet 1 Waves and ...	A few seconds ago	Paul Baxter
	Name ▾	Modified ▾	Modified By ▾						
	WR N5 with N4 Pupil Booklet 1 Waves and ...	A few seconds ago	Paul Baxter						
Teacher email addresses for pupil contact	gw08baxterpaul3@glow.shetland.sch.uk								

Subject	Art – Ms Hay
S3	<p>Pupils to continue with their Fauvism work. To complete an analysis on chosen painting. Information sheet is on Glow Teams in Assignments. <b>Work due by Friday 5th February.</b></p>
Teacher email addresses for pupil contact	kirstenhay@shetland.gov.uk

Subject	Music – Mrs Briggs
S1	<p>From week commencing 1<sup>st</sup> February: <b>Piece/Composer of the week task.</b></p> <p>Video link and task relating to this will be contained in a word document.</p> <p>You will be notified through “Assignments” on the S1 Music Team.</p>
S2	<p><b>Music Cultures of the World</b></p> <p>A new Powerpoint presentation will be posted along with a task to go with it. You will be notified through “Assignments” on the S2 Music Team.</p>
Teacher email addresses for pupil contact	<a href="mailto:gw18briggssuzannejoa@glow.sch.uk">gw18briggssuzannejoa@glow.sch.uk</a>

Subject	Physical Education – Miss Copland & Mr Murdock
S1	<p>Active Schools have set an active every day challenge for February and there are lots of other ideas for challenges you could try for the month of February. Some of which include:</p> <p>2800 squats – that’s 100 per day  Running 56 miles – the equivalent of 2 miles per day  You could make up your own challenge. It would be great to see what different ideas you can come up with and whether you manage to complete them.</p>
S2	
S3	
Teacher email addresses for pupil contact	<a href="mailto:gw09coplandjillian@glow.sch.uk">gw09coplandjillian@glow.sch.uk</a> <a href="mailto:gw20murdockbrian@glow.sch.uk">gw20murdockbrian@glow.sch.uk</a>

Subject	Technical – Mr Robertson & Mr Ronalds
S3 Graphic Communication	<p>Weekly assignments to be completed</p> <p>Assignments can be found on Glow Teams</p> <p>Printed worksheets can be requested if internet access is not available</p> <p><b><u><a href="mailto:gw08robertsonandrew5@glow.sch.uk">gw08robertsonandrew5@glow.sch.uk</a></u></b></p>