

Brae High School



S1 – S3

Home Learning Pack

25th January 2021

Dear Pupils, Parents & Carers

On Tuesday 19th January 2021 the First Minister announced in Parliament that remote learning will be extended into mid February, a review is due to take place on 2nd February 2021 where we will be updated on the current situation.

We understand balancing working from home and family life can be challenging, please remember we are here to support you, please keep in communication.

If you/your child is struggling to complete any work, please contact your pupil support teacher for assistance. If there is any time you cannot access the work provided by your teacher, please email your teacher and post a message on TEAMS, if you can access it. However, if you are unable to email or post a message, please phone the school on 01595 745600.

If you need glow support you can contact:

PUPILglowsupportshetland@shetland.gov.uk

To assist with organising your work, we have created this home learning pack to summarise instructions from each subject/class. Also attached is a grid that you can complete and tailor to your needs by populating what is due and when, then tick off as you go.

From 1st February to ease workload for S1 and S2 pupils we plan to rotate subjects on a weekly basis where half of your child's subjects will set work in week 1 and the other half will set work for week 2.

Kind Regards

Mr L Nicolson

Head Teacher, Brae High School

Home Learning: 25th- 29th January 2021

Subject	Activities	Progress – how many pages/questions have you done so far? <u>Update this column as you work through.</u>	Completed (✓)

Subject	English – Ms Storey & Mrs Watt
S1 / S2 / S3	<p>The class is working on activities from their paper learning pack which was given to them in class. For anyone who has mislaid their copy they can access a digital version in the class Team in the 'Class Materials'.</p> <p>Instructions about which pages of the booklet to do, along with additional activities such as reading, clips to watch online etc, will be detailed on the Teams class page each week on Mondays. Pupils should 'like' posts with instructions to show that they have read and understood the work they are to do. Feedback on work will be sent through email.</p> <p>Reading regularly is still an important part of English work and pupils should aim to spend some time on personal reading and Reading Awards each week.</p> <p>If anyone has any issues accessing Teams or needs help with any of the work set they should email their English teacher as soon as possible.</p>
Teacher email addresses for pupil contact	<p>If pupils have any queries or need support Ms Storey or Mrs Watt can be contacted by email:</p> <p>charlenestorey@shetland.gov.uk gw14storeycharlenehe@glow.sch.uk valeriewatt@shetland.gov.uk gw13wattvalerie@glow.sch.uk</p> <p>When emailing, please note that Ms Storey works Tuesday-Friday.</p>

Subject	Maths
S1A – Mrs Batty	<p>This week pupils will be continuing work on Multiples.</p> <p>An exercise will be posted on Teams on Monday morning with the first part due on Tuesday to allow Mrs Batty to monitor progress and the second part due on Thursday. Please ensure deadlines are met and all marked work will be returned to pupils within a day or two.</p> <p>In school, pupils would have four periods of maths each week so this work can be completed over several days rather than all in one go.</p> <p>Any problems pupils can email Mrs Batty.</p>
S1B – Mrs Morrison	<p>This week pupils will be working on Multiples.</p> <p>An explanation and exercise is posted on Teams on Wednesday each week. This should be completed and emailed back to Mrs Morrison by Monday of the following week. Marked work is then put in to Class Notebook on Teams. Pupils should check their feedback in there.</p> <p>In school, pupils would have four periods of maths each week so this work could be completed over several days rather than all in one go.</p> <p>If a pupil wishes to do extra Maths, then choose tasks from Maths Workout: Username braehs, Password ratio92 or ask Mrs Morrison for more examples.</p> <p>Any problems pupils can email Mrs Morrison.</p>
S2 Mrs D Johnson	<p>Pupils will be working on the combined topics of Expressions & Equations and Patterns & Relationships.</p> <p>A video lesson and exercise is posted on Teams and individual tasks emailed to pupils by Monday each week to be completed and emailed to Mrs Johnson by Thursday of that week. Marked work is then emailed back to the pupils.</p> <p>In school, pupils would have four periods of maths each week so this work can be completed over several days rather than all in one go.</p> <p>Any problems pupils can email Mrs Johnson.</p>

S3 – Mrs Batty	<p>This week pupils will be continuing work on Gradient.</p> <p>An exercise will be posted on Teams on Monday morning with the first part due on Tuesday to allow Mrs Batty to monitor progress and the second part due on Thursday. Please ensure deadlines are met and all marked work will be returned to pupils within a day or two.</p> <p>In school, pupils would have four periods of maths each week so this work can be completed over several days rather than all in one go.</p> <p>Any problems pupils can email Mrs Batty.</p>
S3 – Mrs Morrison	<p>This week pupils will be working on Line Graphs.</p> <p>An explanation and exercise is posted on Teams on Wednesday Continued.....</p> <p>each week. This should be completed and emailed back to Mrs Morrison by Monday of the following week. Marked work is then put in to Class Notebook on Teams. Pupils should check their feedback in there.</p> <p>In school, pupils would have four periods of maths each week so this work could be completed over several days rather than all in one go.</p> <p>Any problems pupils can email Mrs Morrison.</p>
Teacher email addresses for pupil contact	<p>gw09battypatricia3@glow.shetland.sch.uk gw09morrisonlinda4@glow.shetland.gov.uk gw08marwickdorcass@glow.shetland.sch.uk for Mrs Johnson.</p>

Subject	Geography – Ms Mackney-Mills
S1	<p>The work for next week</p> <p>Section 4 – Reading an O.S. Map</p> <p>All the information pages (with activities), instruction sheet and worksheets are in the File section on the Teams page.</p> <p>For Q2 (a) Kew is in west London.</p>
S2	<p>Complete all the work for next week is on Depressions.</p> <p>The information (with activities) pages are in the File section above. Answer all the questions. Instead of answering the question 4 from the sheet, create a spider diagram showing the information from figure 2.27. For Q5 draw your diagram landscape, down your page and towards the top, then you can write the information underneath the correct section. If you have index cards at home have a go at doing Q7.</p>
Teacher email addresses for pupil contact	<p>gw09mackneymillswend@glow.sch.uk or wendymills@shetland.gov.uk</p>

Subject	History – Mr Tait
S1	<p>Pupils can finish off the Ancient World booklet and homework exercise. Pupils then complete the ancient world research exercise which is in S1 Glow files.</p>
S2	<p>Pupils should finish the questions on James VI and the Union of the Crowns before completing the Stuarts' part of the 'Progress in S2 History' sheets. Pupils can then use jotters and the internet to carry out research and write a report on Mary Queen of Scots.</p>
S3	<p>Pupils should complete the booklet on the 1832 Reform Act and the Chartists. The class can then work their way through the questions in S3 Glow files, answering each one in their jotters.</p>
Teacher email addresses for pupil contact	<p>Irvine.Tait@shetland.gov.uk</p>

Subject	Modern Studies – Mr Johnson
S1	<p>The class will continue with their unit on Inequality and Discrimination. We will be looking into:</p> <ul style="list-style-type: none"> · Groups at risk from discrimination · The law regarding discrimination <p>Tasks to complete will be shared on the class's Microsoft Teams group. Pupils will be asked to complete work and send an electronic file, or a picture or scan of handwritten work, to my email, gw20johnsonkrisandre@glow.shetland.sch.uk. Feedback on the work and will be given via an email reply. Parents are encouraged to discuss the issues raised in the unit with their children and offer their own thoughts and reflections on the topic.</p> <p>If pupils are having problems accessing through Teams, it is possible to send work via email.</p>
S2	<p>The class will continue with their unit on Individualist and Collectivist beliefs. We will be looking into the debate surrounding universal and private healthcare, and the wider debate between services being provided on a collective or individual basis.</p> <p>Tasks to complete will be shared on the class's Microsoft Teams group. Pupils will be asked to complete work and send an electronic file, or a picture or scan of handwritten work, to my email, gw20johnsonkrisandre@glow.shetland.sch.uk. Feedback on the work and will be given via an email reply. Parents are encouraged to discuss the issues raised in the unit with their children and offer their own thoughts and reflections on the topic.</p> <p>If pupils are having problems accessing through Teams, it is possible to send work via email.</p>

S3	<p>The class will continue with their unit on Pressure Groups, then pushing on to a new topic on the Influence of the Media.</p> <p>Tasks to complete will be shared on the class's Microsoft Teams group. Pupils are currently working on an investigation into a pressure group of their choice. They should complete work and send an electronic file, or a picture or scan of handwritten work, to my email, gw20johnsonkrisandre@glow.shetland.sch.uk. Feedback on the work and will be given via an email reply. Parents are encouraged to discuss the issues raised in the unit with their children and offer their own thoughts and reflections on the topic.</p> <p>If pupils are having problems accessing through Teams, it is possible to send work via email.</p>
Teacher email addresses for pupil contact	<p>Glow – gw20johnsonkrisandre@glow.shetland.sch.uk</p> <p>School – krisjohnson@shetland.gov.uk</p>

Subject	RME – Miss Dunbar
S1	<p>The following work will take you more than this week:</p> <p>Instructions, questions and reading pages are all on teams in your class files:</p> <ol style="list-style-type: none"> 1. How do Christians worship? Read page 13 Answer the knowledge check questions in sentences. Extra – Complete Activity A 2. What is ministry? Read page 15 Answer the knowledge check questions in sentences. Extra – Read the diary of a vicar (pages 16 & 17) Complete Activity A question 2. You need to think of at least 5 questions. Extra – Activity A question 3
S2	<p>The following work will take you more than this week:</p> <p>Instructions, questions and reading pages are all on teams in your class files:</p> <ol style="list-style-type: none"> 1. New Unit on Muhammad Read page 30 and answer the knowledge check questions in full sentences. Extra – Read page 32 and complete Activity A 2. Are all Muslims the same? Read page 40 and answer the knowledge check questions on page 41 in full sentences Extra – Complete Activity A Remember the Ummah refers to the worldwide community of Muslims. Extension – Complete Activity C

S3	<p>I hope you are managing to complete the tasks in the Poverty booklet. If you are ready to move on to the next topic, it is about how religion is portrayed in the media. The work set will likely take you more than this week to complete.</p> <p>Instructions, questions and reading pages are all on teams in your class files:</p> <p>Question</p> <ol style="list-style-type: none"> 1. What does the word “media” refer to? 2. Give 4 examples of media 3. How does the Simpsons present religion in a positive light? 4. Why might an atheist think that The Simpsons is against religion? 5. Why does Rowan Williams think The Simpsons is “a positive example to children”? 6. How can the media encourage people to live together peacefully? How can the media combat religious stereotyping? <p>Extra</p> <p>Read the statements in the speech bubbles on page 83.</p> <p>Sort them into 2 categories – Those that show the media to be good for religion. Those that show how the media can work against it. Find examples for both categories in 2 different forms of the media</p> <p>Extension</p> <p>On the internet, look at some clips from The Simpsons which have religious themes.</p> <p>Do you think that the show is fair in the way it represents religion? Give reasons and examples in your answer.</p>
Teacher email addresses for pupil contact	<p>fionadunbar@shetland.gov.uk</p> <p>Works Monday and Tuesday</p>

Subject	French – Mrs Wilkinson
S1	<p>An assignment on Teams has been set for you to complete this week. After you have spent some time practising and memorising the vocabulary from last week about school items, test your knowledge and see how many words you can remember and write in French from memory.</p> <p>This week, you get to practise your Listening and Speaking skills, most of these activities can be done using your mobile phone:</p> <ol style="list-style-type: none"> 1. In this video, you will get the opportunity to describe what there is in your pencil case. Key word here is 'il y a '(there is). You can listen and repeat the expressions in the video too. https://www.youtube.com/watch?v=GuJOrzG6tT0 2. Practise speaking and Listening skills with the following presentation. In her French lessons, Cindy, a native French teacher, teaches you French vocabulary, here you will get a chance to also revise some of the sentences that you learnt about school subjects: https://www.youtube.com/watch?v=jtoXzwmp2qw <p>Following these 2 videos, your task here is to also make notes, in your jotter, about what you have learnt, please include the new vocabulary you have come across, which involves the topic of school.</p> <p><u>Online activities:</u></p> <p>You will also be able to have access to 'the Language Gym', which is a Games website that the school has subscribed to. You can practise fun vocabulary activities (rock climbing, boxing etc...) and sentence building.</p> <p>A code and instructions about how to access this will be sent to you shortly and accessible via Teams. I will continue to email you regularly and I will be providing you with more support as you start your work on the 25th January.</p>
S2	<p>An assignment on Teams has been set for you to complete this week. After you have spent some time practising and memorising the vocabulary from last week about the house chores, test your knowledge and see how many words or sentences you can remember and write in French from memory.</p> <p>This week, you get to practise your Listening and Speaking skills, most of these activities can be done using your mobile phone:</p> <p>In this video, you will get the opportunity to practise saying some simple chores that you do at home. You can listen and repeat the expressions in the video too, you would have seen some of them already.</p>

	<p>https://www.youtube.com/watch?v=fhuDUniBYAs</p> <p>In this presentation, you get to revise some verbs in the present tense and you can also learn to say how other people do the activities, using different pronouns. Please note that there is some vocabulary mentioned in there that you have not learnt last week.</p> <p>https://www.youtube.com/watch?v=gfi5tbfvBeA</p> <p>Following the 2 videos, your task here is to also make notes, in your jotter, about what you have learnt, please include the new vocabulary you have come across too, which involves a wider range of house chores.</p> <p>Please make sure that you have followed my instructions to join the Language Gym French class. I have set some specific assignments for you to help consolidate your learning.</p>
S3	<p>An assignment on Teams has been set for you to complete this week. After you have spent some time practising and memorising the vocabulary about holidays, the near future tense and countries, test your knowledge and see how many words or sentences you can remember and write in French from memory.</p> <p>Video clips - most of these activities can be done using your mobile phone: Watch this episode of Coffee Break 'French To Go', Pierre-Benoît asks the question, "quelle serait ta destination idéale ?" (What would your ideal destination be?). https://www.youtube.com/watch?v=dMTCSHPb028</p> <p>Consolidate the use of the near future: https://www.youtube.com/watch?v=HnvvQLAW_q8 In this French lesson, Cindy, a native French teacher, teaches you how to talk about the immediate future in French.</p> <p>Learn about a new tense: https://www.youtube.com/watch?v=5FbODfvUOd8 In this clip, Cindy goes through the formation of the future tense with you, which is different from what you have learnt with the near future.</p> <p>Following this video, your task here is to also make notes, in your jotter, about what you have learnt, please include the new vocabulary/concepts you have come across too, which involves a wider range of grammar points.</p> <p><u>The Language Gym, practise vocab and grammar skills:</u> Please make sure that you have followed my instructions to join your Language Gym French class. I have set some assignments/games for you about the specific topics that we are covering now, this will help you consolidate your learning!</p>
Teacher email addresses for pupil contact	gw19wilkinsonkerboul@glow.sch.uk

Subject	German – Mrs Wood								
S1	<p>FOR TUESDAY 26 JAN '21:</p> <p>The worksheets for this are in the assignments page of both S1 groups. You just need to write the answers in your jotters – don't copy out lots of questions.</p> <p><u>Die Familie:</u></p> <p>This is the vocab sheet which gives you the meanings with the plural in brackets – you would add this letter, or letters, to make the family member plural.</p> <p><u>Meine Familie [1]</u></p> <p>Write the correct German word beside the English.</p> <p><u>Hast du Geschwister?</u></p> <p>Only complete 1 side as both sides are the same.</p> <p>You need to say how many brothers and sisters the pictures have:</p> <table border="0"> <tr> <td>e.g. ich habe einen Bruder</td> <td>- I have one brother</td> </tr> <tr> <td>ich habe eine Schwester</td> <td>- I have one sister</td> </tr> <tr> <td>ich habe zwei Brüder</td> <td>- I have 2 brothers</td> </tr> <tr> <td>ich habe zwei Schwestern</td> <td>- I have 2 sisters</td> </tr> </table> <p>and so on.</p> <p><u>Meine Familie</u></p> <p>Using Barts as brothers and Lisas as sisters, write in German how many of each there are in these family groups.</p> <p><u>Reading Task – meine Geschwister</u></p> <p>Try and answer the questions in German but in English if that's too hard. Don't worry if this one is a bit too difficult – it's to test you!!</p> <p>You might have done some of these in primary but it won't matter, as the revision will be good.</p>	e.g. ich habe einen Bruder	- I have one brother	ich habe eine Schwester	- I have one sister	ich habe zwei Brüder	- I have 2 brothers	ich habe zwei Schwestern	- I have 2 sisters
e.g. ich habe einen Bruder	- I have one brother								
ich habe eine Schwester	- I have one sister								
ich habe zwei Brüder	- I have 2 brothers								
ich habe zwei Schwestern	- I have 2 sisters								

S2

FOR THURSDAY 28 JAN '21:

We have looked at “shops” and this week, we will look at other places in town.

German places in town:

Although this is a crossword, I just want you to identify the words needed to fill it in – there is no expectation to print it out. However, the words you find **MUST** fit the number of letters required (for example, there are 2 words for “castle” in German – which one do you need?)

Write your answers in your jotter or on paper.

Number them as on the crossword:

e.g. Across:

- 1.
- 2.
- 3.

Down:

- 1.
- 2.
- 3.

and so on.

In meiner Stadt gibt es....

Read the note at the end on the accusative – this changes some words for “a” “the” etc.

Then find the correct German word for each place in town, adding the right word for “a” according to the note.

Best online dictionary is dict.cc

S3	<p>FOR TUESDAY 26 JAN '21:</p> <p>You all have your textbooks home, so I'd like you to do pages 98 – 99.</p> <p>Ex. 1 – make sure you know these items of clothing. You can use german-games.net to revise them. Go to beginner for 10 items at a time or intermediate to do them as a group of 20 items. Click “people” then go to “clothes.”</p> <p>Ex. 2 – read the grammar box and try to learn the rules for using colours with clothes – it's not easy but have a look.</p> <p>Ex. 4 – the words missing from the texts are on the right hand side. DO NOT write out the texts, just numbers 1 – 9 and the missing word.</p> <p>Ex. 5 Using the texts in ex. 4, match texts 1, 2 and 3 with people a, b and c.</p> <p>Ex. 6 – translate these sentences, using the texts in ex. 4</p> <p>You can also use “quizlet” to create your own vocabulary games. Input your list of clothes from ex. 1 and from german-games.net and practise them on quizlet.</p>
Teacher email addresses for pupil contact	gw09cartneyaileen@glow.sch.uk

Subject	ICT, Business Management and Administration & IT – Ms Gregory
S1 ICT Mr Moss and Mr Murphy	<p>Work for w/b 25th January</p> <p>A Word document called “Searching for info – countries” has been put in Files on the class Team. Please download the document and complete the Tasks. To do this you will need to research four different countries, three named and one of your own choice. You then must fill in some facts using “text” and also insert some “images” from the Internet. *</p> <p>This is quite a lot of work and will probably take you more than our 50-minute lesson this week so take your time as you have this week and the next to complete the tasks. When you have finished the tasks please email them to me or post in Teams.</p> <p>Please get in touch if you need any help.</p> <p>*Remember we have done this at the beginning of the year when writing about yourself and famous events on your birthday.</p>
S2 ICT Mr Murphy and Ms Gregory	<p>Work for w/b 25th January</p> <p>A Word document called “Searching for info – countries” has been put in Files on the class Team. Please download the document and complete the Tasks. To do this you will need to research four different countries, three named and one of your own choice. You then must fill in some facts using “text” and also insert some “images” from the Internet.</p> <p>This is quite a lot of work and will probably take you more than our 50-minute lesson this week so take your time as you have this week and the next to complete the tasks. When you have finished the tasks please email them to me or post in Teams Assignments.</p> <p>Please get in touch if you need any help.</p>

S3 Business Management	<p>Work for w/b 25 January</p> <p>We will continue with our External Factors affecting businesses this week. Have a look at the External Factors powerpoint, which is posted in the Files Section of Teams. I can also send this powerpoint to you by e-mail.</p> <ul style="list-style-type: none"> • Read slides 29-32 which will complete our study of External Factors. • Give an example of a business that has had to fight competition (the final external factor) from other businesses by introducing a new product or a new model of that product. Comment on the following: <ul style="list-style-type: none"> ○ PRICE – did it increase/decrease? How much is the difference in price? ○ PRODUCT – what was different about this product? ○ PLACE – was it sold in the same place or did the company use other outlets eg from a shop to the internet to get more customers. ○ PROMOTION – when the new product was introduced, how did you find out about it? How did the company make people aware? <p>Put your answers on a Word document or write them clearly on paper. Please send your answers to me by using the Assignments section in Teams or e-mail them to me.</p>
S3 Administration & IT	<p>Work for w/b 25th January</p> <p>Access your Core Notes and Challenges AIT booklet. You will be covering the Challenges in this book over the next few weeks. If the booklet mentions to discuss with a partner, you can discuss with someone at home if this is more convenient, then write down/key in the discussion and the conclusions you reached. Attach this to an e-mail and send to me.</p> <p>Complete Challenge 1 this week and send it in to me anytime during the week.</p>
Teacher email addresses for pupil contact	<p>jane.gregory@shetland.gov.uk gw07gregoryjane@glow.sch.uk</p>

Subject	Computing Science – Mr Moss
S3	<p>Task for W/B 25th January</p> <p>Go to BBC iPlayer, Bitesize, 13-14 year olds, Week 5 by clicking on the following link:</p> <p>https://www.bbc.co.uk/iplayer/episode/p08b8sys/bitesize-1314-year-olds-week-5-4-maths-drama-and-computing</p> <p>Watch the video, the Computing section starts at 16 minutes but you may be interested in the other content, in particular the section on online bullying.</p> <p>Tasks: (using Word if possible)</p> <ol style="list-style-type: none"> 1. Name the two types of compression in the video and briefly explain each one in your own words. 2. What are UX and UI? Describe each one based on the interview in the film. 3. According to the designer interviewed, what makes a good web page and/or App? 4. Try and think of a new App that you could develop, briefly explain its purpose and how it would work. Who would want to download it? If you time design the interface for the app, using software you have (e.g. paint, draw, publisher, word, etc.) or by hand and then take a photo or scan of it. 5. <p>Please email the work to me or post on Teams, contact me if you need any help.</p>
Teacher email addresses for pupil contact	gw14mossmatthewrober@glow.shetland.sch.uk

Subject	Home Economics – Mrs Hughson & Ms Ward
S1	Continue with Link to Health task which is due on 27 th January 2021.
S2	Continue Food & Festivals-India task which is due on January 26 th 2021.
S3	Continue with the Love Stories task which is due on 5 th February 2021
Teacher email addresses for pupil contact	gw20hughsondrinajoan@glow.shetland.sch.uk gw08wardjune3@glow.shetland.sch.uk







Subject	S1 Science – Mr Batty & Mr Evans
S1 Science Wk Beg 25 th January 2021	<p>We are going to start a new topic called:</p> <p><u>Body Cells and Systems part 1</u></p> <ul style="list-style-type: none"> • Take the next double page in your jotter and create a title page called Body Cells and Systems • Download a copy of the booklet from the Class Materials folder and save it. • The first task is for you to read page 3 • On page 4 you will find a diagram of a microscope and a table of the various parts of a microscope. • Please complete the diagram and table by using the internet to search for the various answers required. • You should be able to fill the sheets in as they are in Word but if you have difficulty in doing this then please just write the answers in jotter and send a photo/scan to Mr Batty or Mr Evans • Any issues please get in touch so that we can help as quickly as possible. <p>Remember it is a holiday on Wednesday!</p>
Teacher email addresses for pupil contact	michael.batty@shetland.gov.uk gw08battymichael@glow.sch.uk adam.evans@shetland.gov.uk gw18evansadam@glow.sch.uk

Subject	S2 Science – Mrs Bennett & Mr Evans
S2 Science	<p>Over the next few weeks ALL of S2 will be studying the topic of Space.</p> <p>There is one task to complete this week</p> <p>First watch this clip: Solar System 101 National Geographic - https://www.youtube.com/watch?v=libKVRa01L8, then answer the questions on both sides of <i>worksheet 1 – Our Solar System</i>.</p> <p>All files you need are in the 'space' folder in class files on teams, if you have any problems accessing them please let your teacher know and we will email them to you. Links to videos will be posted on the teams page so they are easily accessible.</p> <p>You can print worksheets and write on them, complete them in word, or answer the questions in your jotter – whichever way suits you best. Please send in your answers (or a photo/scan of it) to your teacher by the end of the week.</p> <p>We will uploaded some activities you can try if you want to do a bit of practical over the next few weeks – these are optional.</p> <p>If anyone is interested in finding out a bit more there is a good series of documentaries <i>The Planets</i> with Brian Cox, on BBC iPlayer: https://www.bbc.co.uk/iplayer/episodes/p07922lr/the-planets</p>
Teacher email addresses for pupil contact	gw09mouatannebarbara@glow.shetland.sch.uk gw18evansadam@glow.shetland.sch.uk

Subject	Biology – Mrs Bennett
S3 Biology	<p>Over the next few weeks I want you to carry on working through the control and communication booklet.</p> <p>This week I'd like you to complete <i>Control and communication lesson 3 – Endocrine system and hormones</i>. Use the slideshow to complete Sections 5 and 6 in the notes booklet.</p> <p>The slide show can be found in the class files folder in teams. There are links to video clips you should watch in the slideshow, I will also post these links on teams in case you have any difficulty accessing the clips.</p> <p>If you have any problems at all, please let me know.</p>
Teacher email addresses for pupil contact	anne.bennett@shetland.gov.uk gw09mouatannebarbara@glow.shetland.sch.uk

Subject	Engineering Science
S3 Engineering Science	<p>Structure booklet</p> <ul style="list-style-type: none"> • Read through the frames section • Watch demonstrations of task 6 • Complete task 6 completing all the written tasks. • Then watch demonstrations of task7 • Complete all written work for task 7 <p>Remember it is a holiday on Wednesday!</p>
Teacher email addresses for pupil contact	michael.batty@shetland.gov.uk gw08battymichael@glow.sch.uk

Subject	Science & Chemistry – Mr Evans
S3	<p>Read and copy the slides on Group Ions which are saved in the 'files' tab.</p> <p>Complete the questions within the slides and send them to Mr Batty or Mr Evans by Friday 29th</p>
Teacher email addresses for pupil contact	gw18evansadam@glow.sch.uk gw08battymichael@glow.sch.uk

Subject	Physics – Mr Baxter								
S3 Physics	<p>In your Waves and Radiation Booklet 2.1 Wave Characteristics, Parameters and Behaviours and Sound Read pages 11 through to 19 filling in the gaps as you go. If you do not have this booklet to hand, find it in the teams file</p> <div><p>General > January 2021 > work for week beginning Monday 25th January</p><table><tr><th></th><th>Name ▾</th><th>Modified ▾</th><th>Modified By ▾</th></tr><tr><td></td><td>WR N5 with N4 Pupil Booklet 1 Waves and ...</td><td>A few seconds ago</td><td>Paul Baxter</td></tr></table></div> <p>You will find a further 4 files in the same folder that I want you to look at they cover; sound in general, sound level, speed of sound. On teams, there is a speed of sound assignment to finish and a sound level survey for you to try. I will be posting on teams on a daily basis so stay in contact.</p>		Name ▾	Modified ▾	Modified By ▾		WR N5 with N4 Pupil Booklet 1 Waves and ...	A few seconds ago	Paul Baxter
	Name ▾	Modified ▾	Modified By ▾						
	WR N5 with N4 Pupil Booklet 1 Waves and ...	A few seconds ago	Paul Baxter						
Teacher email addresses for pupil contact	gw08baxterpaul3@glow.shetland.sch.uk								

Subject	Art – Ms Hay
S1	Van Gogh Biography. Info posted on Teams via Glow.
S2	<p>Extra time for those who still haven't completed their Picasso Powerpoint.</p> <p>- If completed Powerpoint, then free study week. Activity options will also be posted on Teams for those wanting extra art work to do.</p>
S3	<p>'The Fauves'- Read information sheet posted on Teams</p> <p>- Analysis of a Fauve painting. (Information sheet on Teams)</p>
Teacher email addresses for pupil contact	kirstenhay@shetland.gov.uk

Subject	Music – Mrs Briggs
S1	<p>Instruments of the Orchestra booklet sent home with pupils. From week commencing 1st February: Piece/Composer of the week task.</p> <p>You will be notified through “Assignments” on the S1 Music Team.</p>
S2	<p>Music Cultures of the World</p> <p>A new Powerpoint presentation will be posted each week along with a task to go with it. You will be notified through “Assignments” on the S2 Music Team.</p>
S3	<p>Scottish Music</p> <p>Look out for the weekly quiz. You will be notified through “Assignments” on the S3 Music Team</p> <p>New topic to follow in a couple of weeks – look out in Teams. Please continue to enjoy with your instrumental/voice practice. Let me know if you need anything that will help with this.</p>
Teacher email addresses for pupil contact	gw18briggssuzannejoa@glow.sch.uk

Subject	Physical Education – Miss Copland & Mr Murdock
S1	<p>In school we would be engaged in activity each lesson so the main objective for PE is to be active and do that activity outside whenever the weather allows.</p> <p>It is vitally important to look after yourselves in these difficult times and exercise has been proven to offer numerous benefits to our health so please keep moving.</p> <p>Mr Murdock and I will post some ideas to the teams pages and are keen to see/hear what you are doing so feel free to post a photo or send us a message.</p> <p>If you need more ideas or want specific advice, then please get in touch.</p>
S2	
S3	
S3 Elective	<p>Fitness Training Programme for January.</p> <p>There is a basic example on your team page which you should adapt to make it personal to you.</p> <p>Please get in touch if you need any help.</p>
Teacher email addresses for pupil contact	<p>gw09coplandjillian@glow.sch.uk</p> <p>gw20murdockbrian@glow.sch.uk</p>

Subject	Technical – Mr Robertson & Mr Ronalds
S1 Craft & Design	<p>Weekly assignments to be completed Assignments can be found on Glow Teams Printed worksheets can be requested if internet access is not available</p> <p>gw08robertsonandrew5@glow.sch.uk</p>
S2 Craft and Design	<p>Weekly assignments to be completed Assignments can be found on Glow Teams Printed worksheets can be requested if internet access is not available</p> <p>gw18ronaldsmatthewsp@glow.shetland.sch.uk</p>
S3 Practical Woodwork	<p>Weekly assignments to be completed Assignments can be found on Glow Teams Printed worksheets can be requested if internet access is not available</p> <p>gw08robertsonandrew5@glow.sch.uk</p>
S3 Graphic Communication	<p>Weekly assignments to be completed Assignments can be found on Glow Teams Printed worksheets can be requested if internet access is not available</p> <p>gw08robertsonandrew5@glow.sch.uk</p>