

29 February 2024

Dear Parents and Carers

You may recall, in November 2023, an online survey was shared with all parents and carers in the Anderson High School, seeking their views on the school.

Thank you to the parents and carers who completed the survey.

I attach the key findings and feedback from the survey for your information.

The results of the survey are being considered carefully by the school management team and will support the school clarify improvement priorities for the next academic session, 2024/25, and beyond.






Regards

Robin Calder
Head Teacher, Anderson High School






Anderson High School, Parents and Carers Survey (November 2023)

1. The results of the survey (104 responses from parents and carers)






1. My child likes being at school.

Answer Choices			Response Percent	Response Total
1	Strongly Agree		18.27%	19
2	Agree		52.88%	55
3	Disagree		15.38%	16
4	Strongly Disagree		10.58%	11
5	Don't Know		2.88%	3
			answered	104
			skipped	0






2. Staff treat my child fairly and with respect.

Answer Choices			Response Percent	Response Total
1	Strongly Agree		17.31%	18
2	Agree		60.58%	63
3	Disagree		6.73%	7
4	Strongly Disagree		5.77%	6
5	Don't Know		9.62%	10
			answered	104
			skipped	0






3. I feel that my child is safe at school.

Answer Choices			Response Percent	Response Total
1	Strongly Agree		15.38%	16
2	Agree		46.15%	48
3	Disagree		18.27%	19
4	Strongly Disagree		9.62%	10
5	Don't Know		10.58%	11
			answered	104
			skipped	0






4. The school deals well with bullying.

Answer Choices			Response Percent	Response Total
1	Strongly Agree		1.92%	2
2	Agree		12.50%	13
3	Disagree		21.15%	22
4	Strongly Disagree		16.35%	17
5	Don't Know		48.08%	50
			answered	104
			skipped	0






5. My child receives the help from staff he/she needs to do well.

Answer Choices			Response Percent	Response Total
1	Strongly Agree		13.46%	14
2	Agree		55.77%	58
3	Disagree		16.35%	17
4	Strongly Disagree		5.77%	6
5	Don't Know		8.65%	9
			answered	104
			skipped	0






6. The school supports my child's physical, social and emotional wellbeing.

Answer Choices			Response Percent	Response Total
1	Strongly Agree		10.58%	11
2	Agree		47.12%	49
3	Disagree		17.31%	18
4	Strongly Disagree		7.69%	8
5	Don't Know		17.31%	18
			answered	104
			skipped	0






7. My child is making good progress at school.

Answer Choices			Response Percent	Response Total
1	Strongly Agree		20.19%	21
2	Agree		50.96%	53
3	Disagree		12.50%	13
4	Strongly Disagree		9.62%	10
5	Don't Know		6.73%	7
			answered	104
			skipped	0






8. I receive helpful, regular feedback on how my child is progressing in school.

Answer Choices			Response Percent	Response Total
1	Strongly Agree		8.65%	9
2	Agree		45.19%	47
3	Disagree		31.73%	33
4	Strongly Disagree		10.58%	11
5	Don't Know		3.85%	4
			answered	104
			skipped	0






9. I am satisfied with the quality of teaching in the school.

Answer Choices			Response Percent	Response Total
1	Strongly Agree		11.54%	12
2	Agree		46.15%	48
3	Disagree		9.62%	10
4	Strongly Disagree		9.62%	10
5	Don't Know		23.08%	24
			answered	104
			skipped	0






10. I feel comfortable approaching the school with questions/suggestions and/or a problem.

Answer Choices			Response Percent	Response Total
1	Strongly Agree		18.45%	19
2	Agree		52.43%	54
3	Disagree		13.59%	14
4	Strongly Disagree		6.80%	7
5	Don't Know		8.74%	9
			answered	103
			skipped	1






11. I am kept informed by the school and I have the opportunity to contribute to ideas for school improvement.

Answer Choices			Response Percent	Response Total
1	Strongly Agree		5.77%	6
2	Agree		53.85%	56
3	Disagree		19.23%	20
4	Strongly Disagree		5.77%	6
5	Don't Know		15.38%	16
			answered	104
			skipped	0

12. The school is well led and managed.

Answer Choices			Response Percent	Response Total
1	Strongly Agree		9.62%	10
2	Agree		38.46%	40
3	Disagree		11.54%	12
4	Strongly Disagree		6.73%	7
5	Don't Know		33.65%	35
			answered	104
			skipped	0

13. Overall, I am satisfied with the school.

Answer Choices			Response Percent	Response Total
1	Strongly Agree		14.42%	15
2	Agree		53.85%	56
3	Disagree		14.42%	15
4	Strongly Disagree		8.65%	9
5	Don't Know		8.65%	9
			answered	104
			skipped	0

2. Summary of the written comments on what is working well and the school's strengths (45 responses from parents and carers)

- The Social and Emotional Base, Pupil Support and Support for Learning.
- Professional, supportive and dedicated staff.
- The quality of learning and teaching.
- The school's commitment to inclusion and nurture.
- The peer support provided by older pupils to younger pupils.
- The school building and the school's resources.
- Transition and induction arrangements for new pupils.
- The breadth of the curriculum on offer in the school.
- Lunchtime clubs and activities.
- After school study clubs.
- Parents' Evenings.
- The school library.
- The school's menu and food choices.
- Helpful communication with school news.
- Support for this survey to gather views.

3. Summary of the written comments on what is not working well, the challenges and weaknesses in the school (59 responses from parents and carers)

- (a) Concerns from some parents and carers about pupil safety in the school.
- (b) Concerns about the use of mobile phone use in the school.
- (c) School toilets and the lack of privacy.
- (d) Concerns about inadequate social spaces/social areas.
- (e) Inconsistent learning and teaching.

- (f) Strategies to support individual children are not always progressed.
- (g) Unnecessary communication advertising the role of external services and events.
- (h) Concerns about staffing gaps, vacancies and lack of subject specialists, in some areas of the school.

4. Ideas for improving the school (53 responses from parents and carers)

- (a) Develop approaches to dealing with bullying and anti-social behaviour.
- (b) Review the use of mobile phones.
- (c) More effective use of digital technology to support learning and teaching.
- (d) More opportunities for pupil voice.
- (e) Review the school's vision and purpose.
- (f) Develop the school's curriculum.
- (g) More support for individual pupils and more consistency when responding to parental concerns and queries.
- (h) More opportunities for pupils to meet with their Pupil Support teacher.
- (i) Develop transition programmes, especially for new secondary five pupils.
- (j) Improve systems for monitoring pupils who are not attending classes.
- (k) More support for pupils with their homework.
- (l) More information to parents and carers around their child's progress in school and the curriculum they are following.
- (m) Stretching the most able pupils in school.
- (n) More training opportunities for staff working with children who have additional support needs.
- (o) Address staffing gaps in the school.
- (p) Promote the positive work that the school does and the positive experiences young people have in the school.
- (q)** More parental involvement including family learning opportunities.

5. What happens next?

We are reviewing the feedback from this survey along with other self-evaluation, including a pupil survey this term and surveys for departments and staff in term four.

This self-evaluation will support the identification of priorities and actions for the 2024/25 School Improvement Plan and improvements more broadly in the school.