

TV addicts

Ask your child to keep a record of how long he / she watches TV each day for a week. Then ask him / her to do this.

- ◆ Work out the total watching time for the week.
- ◆ Work out the average watching time for a day (that is, the total time divided by 7).

Instead of watching TV, you could ask them to keep a record of time spent eating meals, or playing outdoors, or anything else they do each day. Then work out the daily average.

Four in a line

Draw a 6 x 7 grid.

Fill it with numbers under 100.

26	54	47	21	19	5	38
9	25	67	56	31	49	13
39	41	6	1	75	28	90
14	50	81	23	43	4	37
45	29	72	34	7	58	17
36	2	55	11	22	40	42

- ◆ Take turns.
- ◆ Roll three dice, or roll one dice three times.
- ◆ Use all three numbers to make a number on the grid.
- ◆ You can add, subtract, multiply or divide the numbers, e.g. if you roll 3, 4 and 5, you could make $3 \times 4 - 5 = 7$, $54 \div 3 = 18$, $(4 + 5) \times 3 = 27$, and so on.
- ◆ Cover the number you make with a coin or counter.
- ◆ The first to get four of their counters in a straight line wins.



Rhymes

Make up rhymes together to help your child to remember the harder times-tables facts, e.g.

$6 \times 7 = 42$ phew! $7 \times 7 = 49$ fine! $6 \times 8 = 48$ great!

Stow Primary School

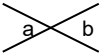
Helping with Maths



A Booklet for Parents
Second Level
(7)

Second Level (7)

Children will learn to:

- ☐ Use negatives numbers in temperature.
- ☐ Calculate currencies using newspaper currency chart
- ☐ Put numbers, including decimals, in order of size, e.g. 1.06, 0.099, 0.25, 1.67.
- ☐ Use pencil and paper to add and subtract decimals, e.g. $3.91 + 8.04 + 24.56$, or $13.3 - 1.27$.
- ☐ Round numbers to one decimal place, e.g. $7.234 = 7.2$
- ☐ Cancel fractions e.g. reduce $\frac{4}{20}$ to $\frac{1}{5}$, and work out which of two fractions is bigger, e.g. $\frac{7}{12}$ or $\frac{2}{3}$.
- ☐ Work out simple percentages of whole numbers, e.g. 25% of £90 is £22.50.
- ☐ Identify vertically opposite angles as being equal 
- ☐ Recognise properties of a square, rectangle, rhombus, parallelogram, kite and trapezium
- ☐ Calculate area of rectangles using formula (length x breadth)
- ☐ Use co-ordinates to plot the position of points.
- ☐ Understand and use information in graphs, pie charts and tables.

About the activities

These activities show some of the things your child should be able to as they become secure at second level.

Some activities may be more complex than they seem, e.g. children may know how to work out sums on paper but need to see when it is quicker to work them out in their heads.

Fun activities to do at home

Favourite food

- ◆ Ask your child the cost of a favourite item of food. Ask them to work out what 7 of them would cost, or 8, or 9. How much change would there be from £50?
- ◆ Repeat with his / her least favourite food. What is the difference in cost between the two?

Sale of the century

- ◆ When you go shopping, or see a shop with a sale on, ask your child to work out what some items would cost with:
 - 50% off
 - 25% off
 - 10% off
 - 5% off
- ◆ Ask your child to explain how they worked it out.