

# A QUICK GUIDE TO

Created by @miss\_aird

# SPEAKER PROGRESS

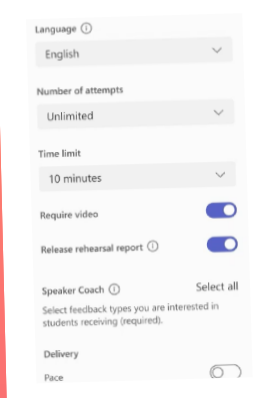
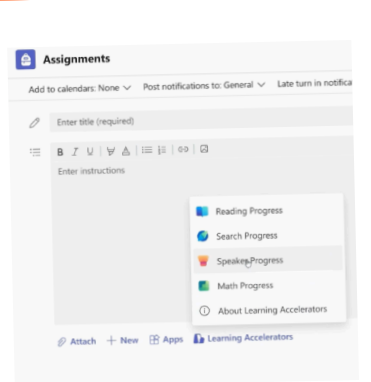
## WHAT IS SPEAKER PROGRESS?



With Speaker Progress, educators can easily create assignments for students to practice presenting and get real-time tailored coaching on their pace, pitch, filler words, pronunciation, repetitive language, use of sensitive phrases, eye contact, and body language. Educators can customize which tips are shown to students and students can get immediate feedback on their top strengths and opportunities for improvement.

## CREATE ASSIGNMENTS

1. Select Speaker Progress from the Learning Accelerators menu.
2. Change the presentation title.
3. Set the number of attempts learners can rehearse before submitting the assignment.

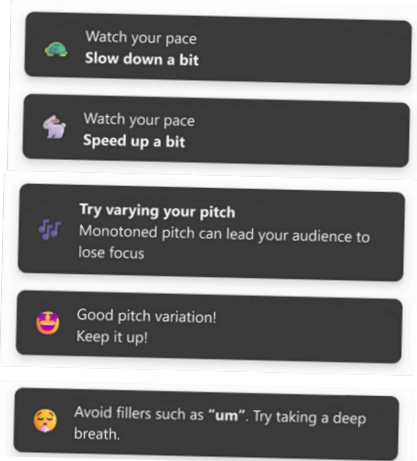


4. Set a time limit for each attempt.
5. Determine if learners are required to use video. (body language feedback is only available if a learner turns on their camera.)
6. Decide whether to give the learners an AI-generated rehearsal report at the end of each attempt.

## DELIVERY FEEDBACK

Students will receive feedback on the following aspects of delivery:

- Pace** feedback helps students understand if they should speed up or slow down.
- Pitch** feedback lets students know when they should vary their tone of voice to engage their audience.
- Filler words** feedback helps students adjust if they're relying too much on common filler words.



## CONTENT FEEDBACK

Students will receive feedback on the following aspects of content:

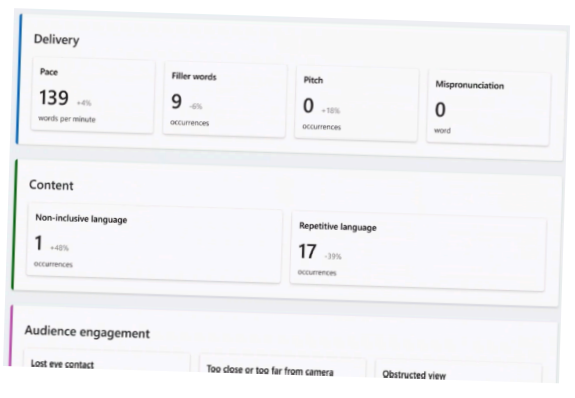
- Try an alternative synonym for "amazing" such as "marvelous" or "fantastic".
- Avoid using profane language like "\*\*\*\*"
- Try using "person with disabilities" "Cripple" might be culturally sensitive in some cases.

**Repetitive language** feedback suggests alternatives to students who are relying too much on one word.

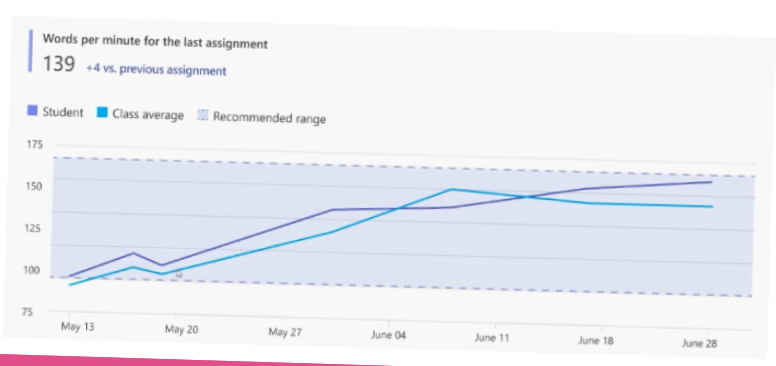
**Sensitive phrases** feedback let's students know when they may have accidentally made a profane or insensitive remark and provides alternatives.

## INSIGHTS

Educators can see a students video and their rehearsal report (including information on their delivery, content and audience engagement) as well as leaving rich feedback and a grade.



Educators can then scroll down and see rich insights about the students performance compared to past presentations and compared to the class.



## ENGAGEMENT FEEDBACK

Students will receive feedback on the following aspects of their audience engagement:

- Eye contact** can help enhance audience engagement and help a speaker's voice carry better.
  - Body language** feedback reminds students to make eye contact and face the camera as well as keep the view of their face clear.
- Feedback also helps students know if they are a good **distance** from their camera.

