

# A QUICK GUIDE TO

@miss\_aird

# MATH SOLVER

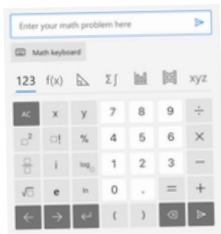
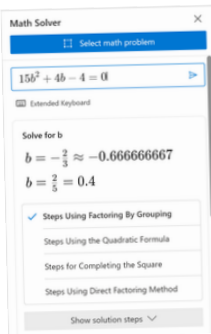
## WHAT IS MATH SOLVER?

Microsoft Math solver app provides help with a variety of problems including arithmetic, algebra, trigonometry, calculus, statistics, and other topics using an advanced AI powered math solver. Simply write a problem on screen or use the camera to snap a math photo. Microsoft Math problem solver instantly recognizes the problem and helps you to solve it.



## SOLVE EQUATIONS

After opening Math Solver, you can use the **selection tool to capture the math equation** you want to solve or enter it using the math keyboard.



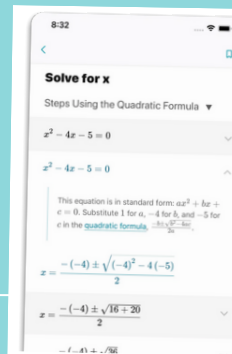
After selecting the equation, click **'Solve'** to get solution. provides instant solutions and goes a step beyond, with **step-by-step guidance** using various problem-solving methods.

To view steps, select the problem-solving method and click **'Show solution steps'**

## STEP-BY-STEP EXPLANATIONS

Get step-by-step explanations, see how to solve problems and show your work.

Get definitions for mathematical concepts

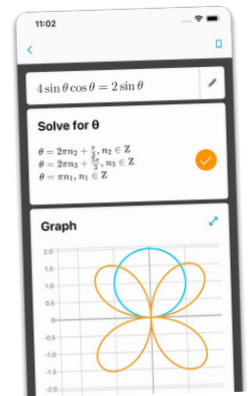


## GRAPH PROBLEMS

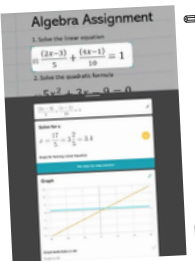
Scan and plot x-y data tables for linear/non-linear functions.

Instantly graph any equation to visualize the function and understand the relationship between variables.

Get interactive Step-by-Step explanations & Graphing calculator.



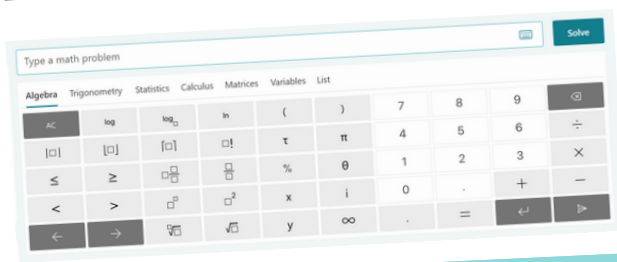

## WRITING EQUATIONS



Write an equation on screen as you naturally do on paper

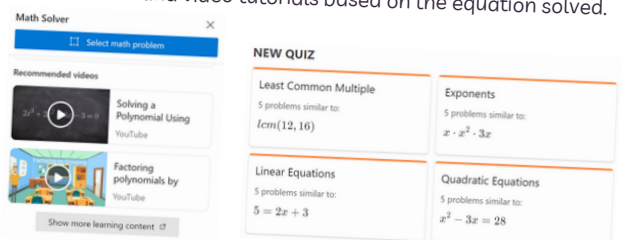
Scan printed or handwritten math problems

Type and edit using advanced scientific calculator



## PRACTICE, PRACTICE, PRACTICE

Search for additional learning materials, such as related worksheets and video tutorials based on the equation solved.



USE IN MICROSOFT EDGE AND ONENOTE

