



A Quick Guide to: Socrative



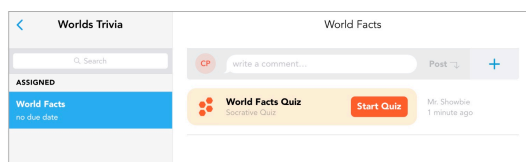
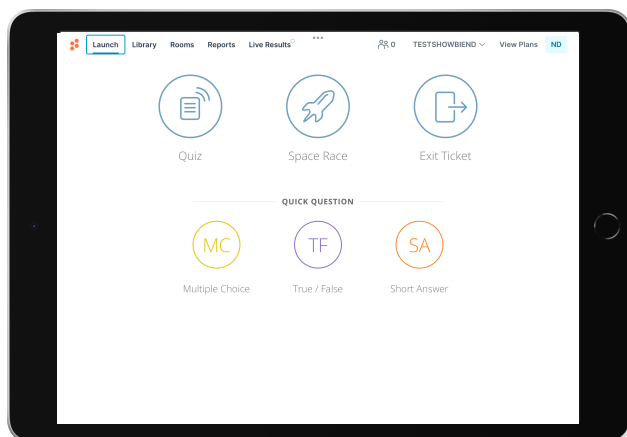
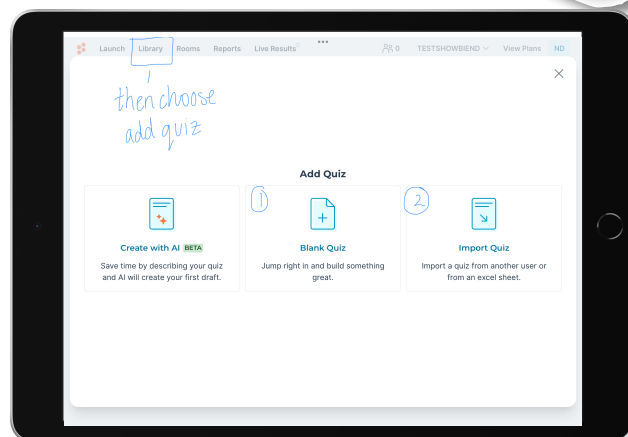
Create Quizzes

In the “library” you can build your own quizzes and collaborate with others. With a Pro account, you can have quizzes in folders. In SBC - please see your cluster lead to ensure you are Pro.

You have three options when creating a quiz:

1. Simple Quiz builder tools
2. Import quiz content
3. Use shared quiz resources from others

In Showbie, you can also use a ‘quick question’ which you can write at the time.



Using a activity / quiz

You first need to *create* ‘rooms’ for each of your classes. You can easily invite students to a room using a QR code.

Select your activity from ‘*launch*’ tab - prepared quiz / timed space race / exit ticket / quick question. You can then choose the settings you wish - shuffle questions & answers / feedback / scores / number of attempts

Alternatively, you can use Socrative without learners leaving *Showbie*. You can link a class to a room and therefore launch a quiz as an assignment.

Feedback and Progress

Use the ‘*Results*’ tab to view quiz results in real time. You will see responses and correct (green)/ incorrect (red) for every question. You will see % for each learner and for each question allowing you to gauge individual student understanding across the quiz and also class understanding of particular concepts.

In the ‘*Reports*’ tab you can get a more detailed analysis, see progress over time etc

When *using in Showbie*, once the quiz is ended, select the three dots to distribute scores & report as (copy of quiz) to the students

