


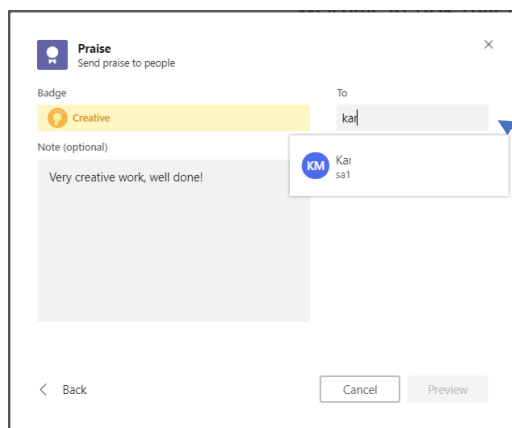
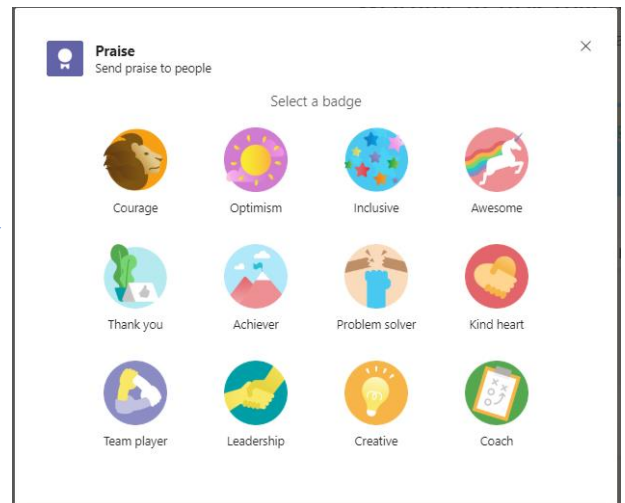


There is a facility on Teams to send praise stickers to students for excellent work, engagement, effort etc.

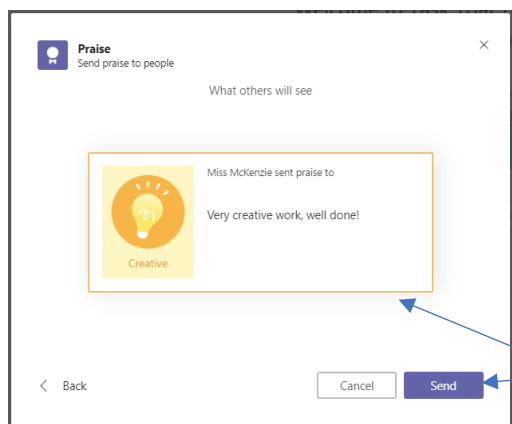
When in your Team on the General conversation tab, look for the light bulb icon under the message box.



Click on the 'bulb' shape and a menu of stickers will appear. Choose your preferred sticker.

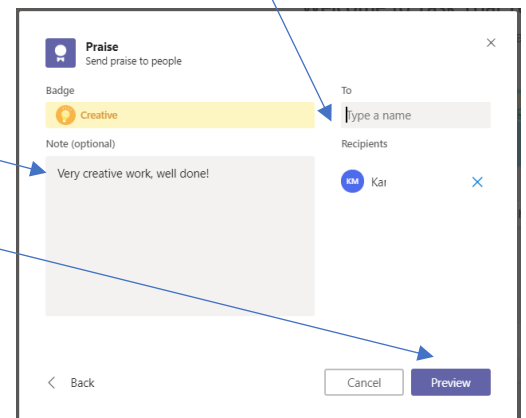


Search for your deserving student by adding their name to the recipient box. Their name will move down once you click on it and give you the option of including other pupils in the praise list.



Type in your message of praise to the student and click Preview.

You can view what your praise will look like before you click Send.



This is how it will look once you have sent the praise.

