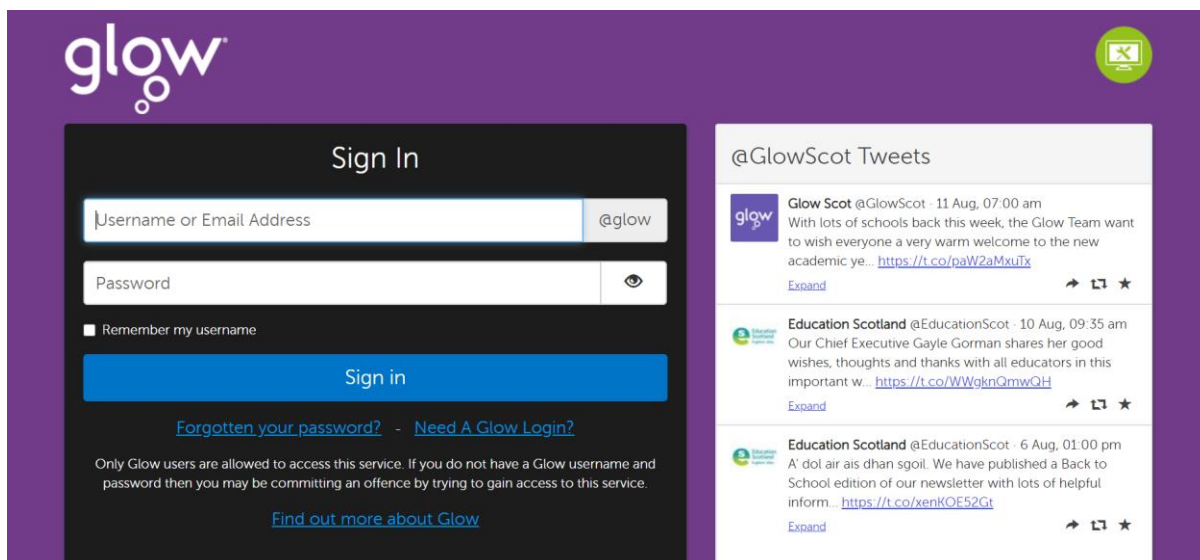


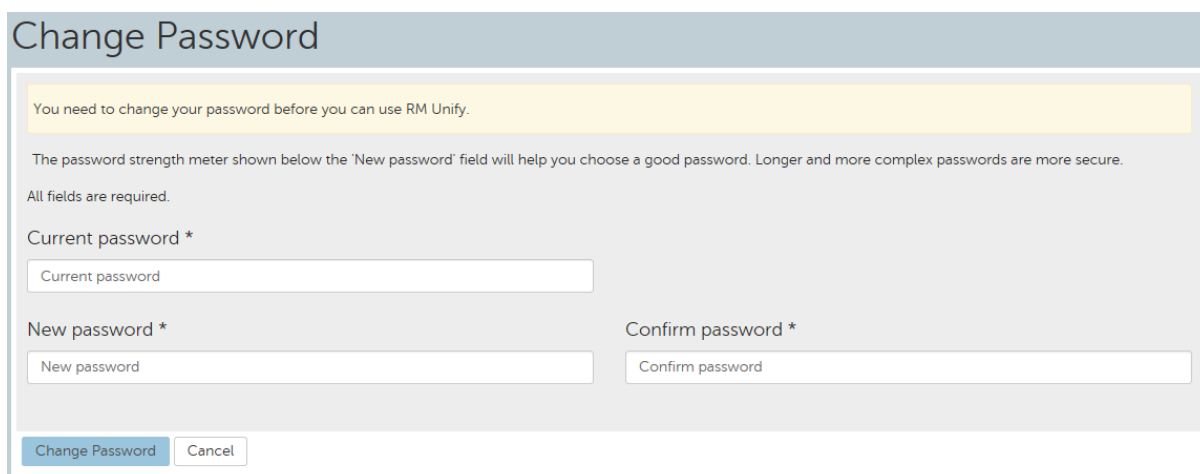
Glow Password Change Guidance

Upon first login to Glow RM Unify, enter your current Glow username and password at the login page:



The screenshot shows the Glow Sign In page on a purple background. The 'Sign In' form has two input fields: 'Username or Email Address' with a placeholder '@glow' and 'Password' with an eye icon. Below the fields is a 'Remember my username' checkbox and a blue 'Sign in' button. Links for 'Forgotten your password?' and 'Need A Glow Login?' are present. A disclaimer states: 'Only Glow users are allowed to access this service. If you do not have a Glow username and password then you may be committing an offence by trying to gain access to this service.' A link 'Find out more about Glow' is at the bottom. To the right is a '@GlowScot Tweets' section with three tweets from Glow Scot and Education Scotland.

You will be asked to change your Glow password:



The screenshot shows the 'Change Password' form. At the top, a yellow banner reads: 'You need to change your password before you can use RM Unify.' Below this, a note says: 'The password strength meter shown below the 'New password' field will help you choose a good password. Longer and more complex passwords are more secure.' A note states: 'All fields are required.' The form has three input fields: 'Current password *', 'New password *', and 'Confirm password *'. At the bottom are two buttons: 'Change Password' and 'Cancel'.

Complete the 3 fields on the 'Change Password' screen (Current Password, New Password and Confirm Password).

Please see the table below for password guidance. **Please do not use any of the examples provided.**

Rating	Password Example	Reason
Very Weak	Pa\$\$word1	Although this looks like the most complex password from the examples and has a mix of characters (allowing it to meet requirements elsewhere) it is common and easy to guess.
Weak	mouse	This is a single word but isn't a common password so the strength rating increases. However, it is still a common word and easy to guess.
Moderate	small mouse	Using more than one word is harder to guess.
Strong	Small mouse!!	A mixture of words and symbols is more difficult to guess than just two words.
Very Strong	small grey mouse or D11giTal%\$	Three or more words in a phrase is difficult to guess or generate so, although this example doesn't look complex and is easy to remember, it is actually the strongest of these. Using a shorter password with a mixture of characters is also very strong as it is difficult to guess.

For more help on choosing a strong password please visit Glow Connect: [Password Guidance](#)

Change Password

You need to change your password before you can use RM Unify.

The password strength meter shown below the 'New password' field will help you choose a good password. Longer and more complex passwords are more secure.

All fields are required.

Current password *

New password *

Confirm password *

When setting a password in Glow there is a minimum requirement and you will get a password rating as you type to reflect this. The password is rated on a number of factors such as how common the password is, how long it is and how many different types of character are used. Using a group of words or a phrase, for example, would be stronger than a common password while being easy to remember. See [Password Guidance](#) for more information.

The Change Password button will only become available when you have met the minimum password requirement for your account type.

Change Password

You have now successfully changed your password:

Change Password

You need to change your password before you can use RM Unify.

The password strength meter shown below the 'New password' field will help you choose a good password. Longer and more complex passwords are more secure.

Your password has been successfully updated.

All fields are required.

Current password *

New password *

Confirm password *

Very strong

Sign in with new password

At the bottom of this screen, click the 'Sign in with new password' icon:

Sign in with new password

Which will take you to the following screen to sign in:

glow

Sign In

Username or Email Address @glow

Password

Remember my username

Sign in

[Forgotten your password?](#) - [Need A Glow Login?](#)

Only Glow users are allowed to access this service. If you do not have a Glow username and password then you may be committing an offence by trying to gain access to this service.

[Find out more about Glow](#)

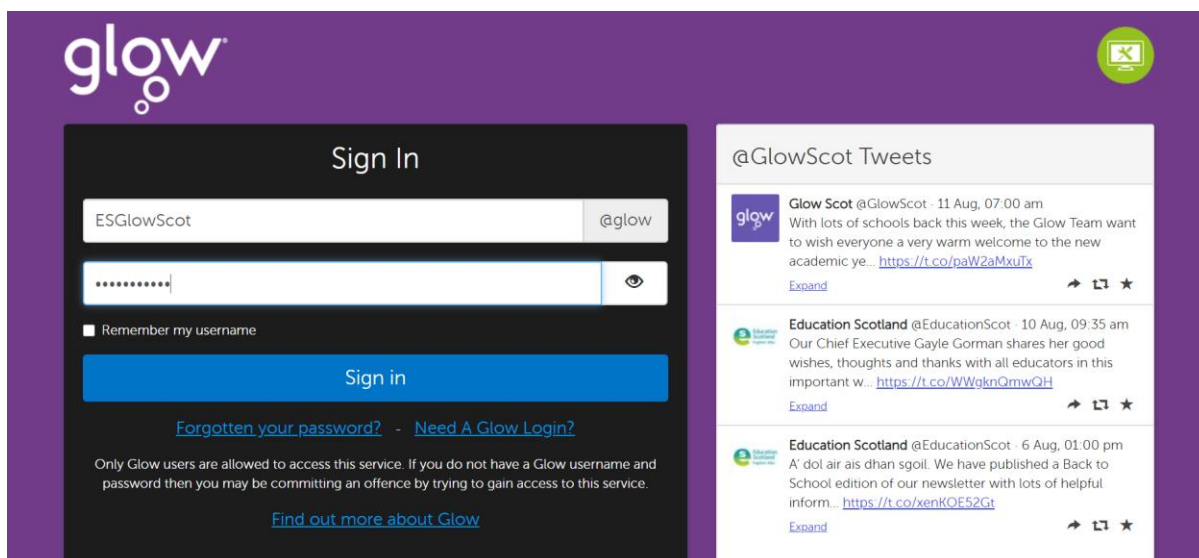
@GlowScot Tweets

glow **Glow Scot** @GlowScot · 11 Aug, 07:00 am
With lots of schools back this week, the Glow Team want to wish everyone a very warm welcome to the new academic ye... <https://t.co/paW2aMxuIX>

Education Scotland @EducationScot · 10 Aug, 09:35 am
Our Chief Executive Gayle Gorman shares her good wishes, thoughts and thanks with all educators in this important w... <https://t.co/WWgknQmwQH>

Education Scotland @EducationScot · 6 Aug, 01:00 pm
A' dol air ais dhan sgoil. We have published a Back to School edition of our newsletter with lots of helpful inform... <https://t.co/xenKOE52Gt>

Enter your existing username and new password and then click 'Sign in':



The screenshot shows the Glow Sign In interface. On the left, there is a dark grey sign-in box with the 'glow' logo at the top. The box contains a 'Sign In' title, a username field with 'ESGlowScot' and a '@glow' handle, a password field with masked characters and an eye icon, and a 'Remember my username' checkbox. A blue 'Sign in' button is below the fields. Links for 'Forgotten your password?' and 'Need A Glow Login?' are provided. A disclaimer states that only Glow users can access the service. A link to 'Find out more about Glow' is at the bottom. On the right, a white box displays '@GlowScot Tweets' with three tweets from Glow Scot and Education Scotland, each with an 'Expand' link and social media icons.

You will now be logged into Glow.