







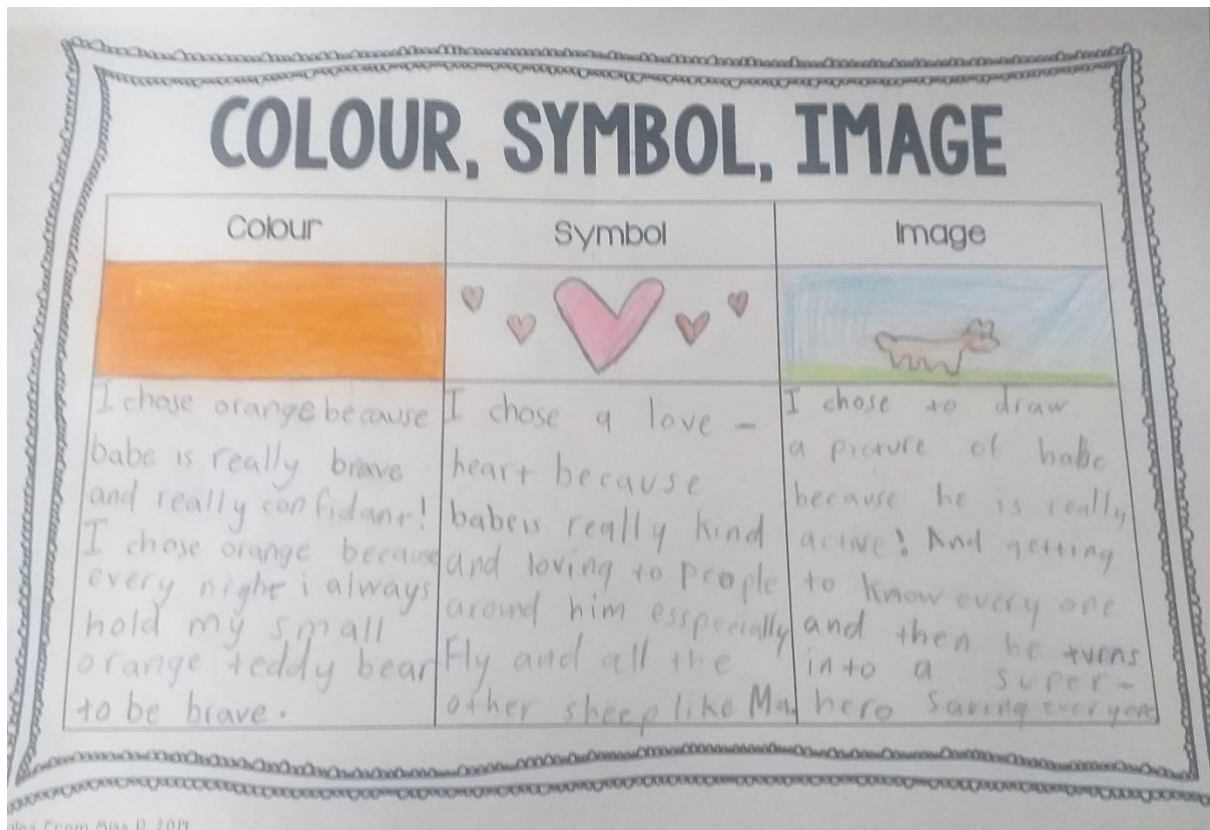
The Sheep Pig - Babe

COLOUR, SYMBOL, IMAGE Babe

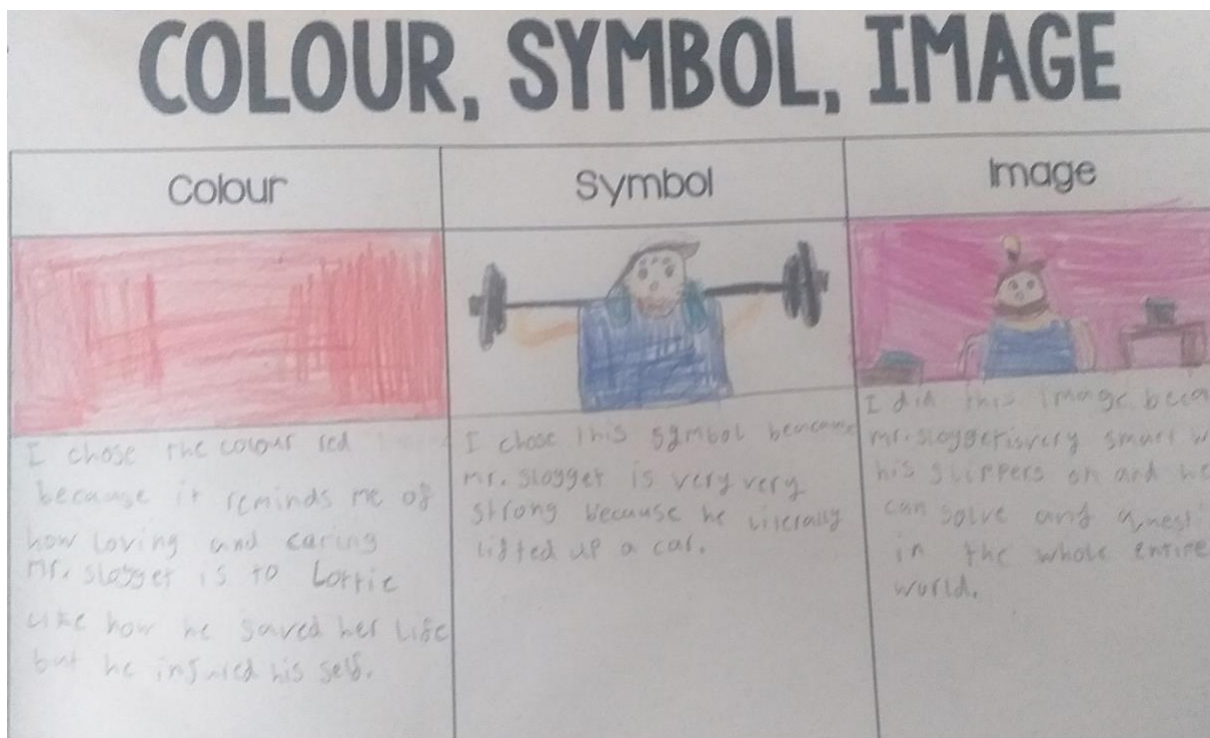
Colour	Symbol	Image
		
<p>I chose the colour green because it reminds me of being good and babe is very good and has very nice manners. It also reminds me of traffic lights and green is go and babe is always running about.</p>	<p>I chose a love heart symbol because babe is very kind and loving. He is also kind to the sheep so they do what he tells them. He also tried to save a mouse she was babe's best friend.</p>	<p>I chose a picture of babe and the sheep working because he is very brave and bit the sheep workers to try to save the sheep.</p>




COLOUR, SYMBOL, IMAGE

Colour	Symbol	Image
		
<p>I chose the colour red because Babe has shown that he is very brave and courageous. Red also reminds me of people being brave and courageous. Babe showed he was brave and courageous when he scared off the sheep thieves and the dogs. He saved the sheep both times.</p>	<p>I chose the symbol of a love heart because Babe has shown that he is extremely kind, loving and polite. Love hearts remind me of being loved because love hearts are a sign of love. Babe showed he was kind and polite when he herded the sheep. He showed he was loving to fly.</p>	<p>I chose to draw a picture of the field of sheep because Babe is a sheep pig. In the picture Babe is herding the sheep and being polite to them.</p>



The Magic Carpet Slippers – Mr Slogget (with his magic slippers on)



COLOUR, SYMBOL, IMAGE		
Colour	Symbol	Image
		
I chose red because red reminds me of a bull and bulls are very strong like mr Slogget with his slippers on.	I chose this symbol because mr Slogget is loving towards Lollie and a love heart shows love.	I chose a crossword because crosswords are hard but mr Slogget can do them because he is smart with his slippers on.

After completing the CSI task, children have the opportunity to share their thinking with others in their group explaining why they made their choices.

This Thinking Routine can be adapted in many ways to suit your learners. For example, younger children might only draw a colour, symbol and image and then talk about the reasoning behind their choices. Whereas, older children might prefer to describe their images in words rather than draw them. CSI also lends itself well to online learning as pupils can complete the routine effectively on the computer by using the 'colour fill' tool and by searching for a symbol and picture on the internet as shown below.

