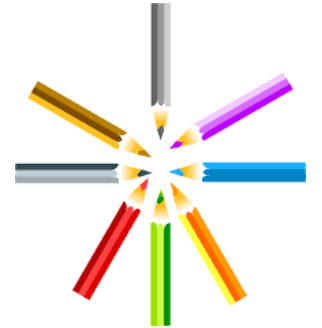




South Ayrshire Council

Educational Services



What remote learning looks like in South Ayrshire



Check	Monitor	Think	Act
<ul style="list-style-type: none"> Read for at least 30 minutes a day. Write a letter, diary entry, news report, etc. Write a story. This could be a poem, a letter to a friend, a story from a book, a letter to a friend, etc. Practice your spelling words. These can be found in many of our books. Use our handwriting practice book for ideas. Try to do a few each week. 	<ul style="list-style-type: none"> Keep learning your tables. Look your tables up every day. Try to do 2 or 3 of them. Use our multiplication and division cards. Use our addition and subtraction cards. Use our subtraction cards. Use our multiplication cards. Use our division cards. Use our addition cards. Use our subtraction cards. Use our multiplication cards. Use our division cards. 	<ul style="list-style-type: none"> Make a list. Draw it if you can. Draw a picture of something you like. Write a story about something you like. Write a letter to a friend about something you like. Write a letter to a friend about something you like. Write a letter to a friend about something you like. 	<ul style="list-style-type: none"> Research a historical event. Write a story about it. Research a historical event. Write a story about it. Research a historical event. Write a story about it. Research a historical event. Write a story about it. Research a historical event. Write a story about it.
<ul style="list-style-type: none"> Learn to dance the Morris, the British, or the Scottish. Learn to play a musical instrument. Learn to play a board game. Learn to play a card game. Learn to play a board game. Learn to play a card game. 	<ul style="list-style-type: none"> Build a model. Build a model. Build a model. Build a model. Build a model. Build a model. 	<ul style="list-style-type: none"> Do for a week. What do you see, hear and smell? Play cards in the garden. Run, skip and jump. Play cards in the garden. Run, skip and jump. Play cards in the garden. Run, skip and jump. Play cards in the garden. Run, skip and jump. Play cards in the garden. Run, skip and jump. 	<ul style="list-style-type: none"> Research what other world religions are like. Research what other world religions are like. Research what other world religions are like. Research what other world religions are like. Research what other world religions are like. Research what other world religions are like.



Remote learning at Alloway Primary and EYC

- ❑ The EYC uses Seesaw to communicate with children and families. Weekly home learning ideas are shared focusing on play. Keyworkers are sharing daily video check in messages and a nightly bedtime story. Families are posting pictures and messages for staff.
- ❑ Primary 1-7 are all using Microsoft Teams and Seesaw for remote learning. Daily home differentiated learning grids are posted Monday - Thursday with a weekly grid posted on Fridays. These are posted on Teams, Seesaw and on our school website.
- ❑ We have a high level of pupil engagement and staff are following up children who don't connect with pastoral phone calls to provide support. Teachers are providing support on Teams and Seesaw. Teachers are recording teaching videos and posting help and support to pupils.
- ❑ Children are sharing work and pictures with teachers.
- ❑ A Nurture Team has been set up for on-to-one access via Teams to allow pupils access to our Support & Nurture Teacher to try to emulate online our check-in approaches at school.
- ❑ Teachers are making staff and pupil fun videos to help children connect with each other - class montages are being created and shared. Poignant videos were shared to commemorate VE Day.
- ❑ SLT are still driving whole school themes such as VE day, Mental Health Awareness days and Kindness projects etc and all work is quality assured before posting it weekly to ensure a consistent approach and differentiation.
- ❑ We have set up a page on our webpage to share information about transition with new P1 parents and have been emailing parents weekly transition information and posting it on the webpage.
- ❑ We are using Sway to communicate information with parents and Forms to gather information from parents.
- ❑ Staff are utilising digital platforms to collaborate with each other via Teams and Skype.



An apostrophe shows where the missing letters are. So we can see here that the apostrophe replaces the missing letter 'o'

Access the following video clip -

- <https://www.youtube.com/watch?v=7UdDjp6mx-0>

Brainstorm as many words as you can and write them on your whiteboard. Practise your spelling words using activities from your spelling menu.

Spelling Words	Challenge words	Common Words
don't haven't they're you're he'll I'll she'll they've	we've you've couldn't mustn't shan't	well went

Reading
To access books children should visit www.oxfordowl.co.uk and use the following log in.
Login: AllowayP3
Password: Password1

Lions	Stripy Tigers	Mighty Tigers	Zebros	Giraffes
Tom Thumb and the	Pick Your Queen	Big Buzz!	A Pony for a Day	The Magic Paintbrush



Week beginning 27th April 2020

Weekly Learning

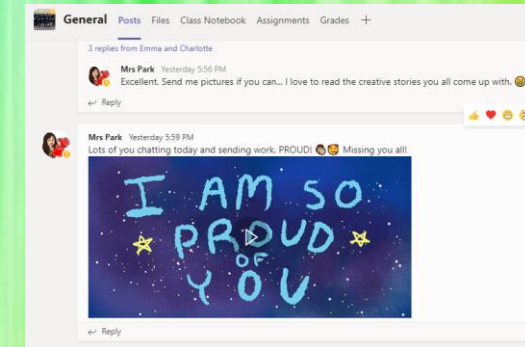
Monday 27th April 2020 / CLIC / Egyptian pages to read

Tuesday 28th April 2020 / CLIC / Egyptian pages to read

Wednesday 29th April 2020 / CLIC / Egyptian pages to read / Shaduf

Thursday 30th April 2020 / CLIC 9 Week 1_ / Learn Its Week

1_ / The Marvellous Plan - Cloze Passage with words / The Marvellous Plan Challenge No word box



Children's presentation -

Welcome to Primary 1





Home Learning at Barassie Primary School and EYC



To communicate with children and families and to share learning we are using:

- Seesaw – EYC to P3 (some P4 to P7 children have been identified to use Seesaw as Teams was too challenging)
- Teams – P4 to P7
- Activity grids and accompanying resources are all shared on Seesaw and Teams for children and families to access.
- Activity grids and resources are also posted on the class pages of our [website](#). These are shared on a Friday afternoon to allow families to access them at a time suitable to them.

We issued a [Family Update](#) to share some of the learning taking place at home that has been shared with us.

CELEBRATING HOME LEARNING

Literacy

The children have been listening to stories read by EYC staff, creating pictures of the characters and reading their own stories at home.



WHAT OUR FAMILIES HAVE ENJOYED SO FAR

I have found all the information very helpful. I have enjoyed being part of the learning by following the activity grids and links to websites etc.

Like having direct communication with staff.

Being really flexible about when we work - its easy to crack on with things when his mind is ready to focus, some days this just isn't the case! We don't have a rigid timetable, but we do seem to get most of the work done each morning.

To have activities to work on so there is some structure to home schooling

Encouraging his creative side, seeing how he copes with the school work out with the school setting.

Sharing Learning Experiences

We have been using our school website and Microsoft Teams to share learning experiences with our pupils. On a Monday, an overview of activities is uploaded to both the Class Team and Class Home Learning Webpage. This details some activities that pupils can undertake over the week.

Staff then monitor the class Teams over the course of the week, to interact with the pupils, answer questions and respond to any photos or work that has been shared.

Each pupil has their own folder on their class Team where they can retrieve documents and store their learning.

Staying Connected

We think it is important to stay connected with our families during this uncertain time and we do this in various ways. We share information through the school's Twitter page, website and emails. We also make weekly phone calls to families to check in and teachers respond to pupils through their class Teams page.

Barr Primary School

Home Learning

"I know this is a strange and scary time but we are still here to help and support you. Your teachers have provided enough work in your packs to take you up to the Easter holidays. After that they will upload a week of activities before the Monday morning at 10am. Teachers will check Glow Teams 3 times a day (between 7-9, not weekends) and get back to your queries or questions. I will be phoning every week or so to check in. Remember this is not an ordinary school day so take time to get used to it; relax with your families; talk through your worries; be physically active; learn a new skill like making your bed, follow guidelines and be safe; take care of yourselves." - Mrs Murphy

Gallery of Home Learning

Some lovely photos of our fabulous pupils! We love seeing all the amazing things you are getting up to!

CONTACT US
Barr Primary School
Chapic Road
Barr
Ayrshire
Scotland
KA26 9TT
Tel: +44(0)1463 71 8884
Email: barr.mail@south-ayrshire.gov.uk

FOLLOW US ON TWITTER
My Tweets

SCHOOL CALENDAR
Barr Primary School & Early Years

Mon	Tue	Wed	Thu	Fri
21	22	23	24	25
26	27	28	29	30
31	1	2	3	4
5	6	7	8	9
10	11	12	13	14
15	16	17	18	19
20	21	22	23	24
25	26	27	28	29
30	31	1	2	3

OPENING HOURS
Early Years Centre:
9:00 am to 3:00 pm
School:
9:00 am to 3:00 pm

META
Site Admin
Log out
Enrolment [856](#)
Commons [856](#)
WordPress [856](#)

Click on the images below to access our home learning pages.

[Class Home Learning Pages](#)

Class Home Learning Pages

Early Years Centre

P1 to 4

P5 to 7

Additional Resources

Helpful Websites to Support Home Learning

Positive Mental Well-being

PS-7 Home Learning
Week Beginning: 27/04/20
Theme: FAMILY SAFETY WEEK

Dear Parent/Carer:
I have put together some activities for this week. A new sheet of activities will be posted on BPS Senior Team on GLOW and the school website in their class home learning page every Monday morning. Please remember these are just suggestions; you can do as much or as little as you want. It is your choice as a family what suits your situation right now. Ideally, balance these activities across the week and do not try to achieve everything in the same day. I will be available to support your child, through Teams, during the normal school day from 9am-3pm. Remember the most important thing is to stay safe and have fun with each other at home.
Mrs McGinnis
P.S - There are hyperlinks for most activities that are blue & underlined - just right click & open

Language	Numeracy and Maths
<p>Try to participate in 15-20 minutes of personal choice reading per day.</p> <p>Keep a reading log on Glow daily to practise your summarising skills.</p> <p>First News - Download this week's issue. You will need to refer to it for the news quiz!</p> <p>News Quiz: Diamond: Mystery News Emerald: News & Quiz Ruby: In The Know</p>	<p>Watch this video for a wee refresher - Equipment Practice</p> <p>Play Polar Fun Game</p> <p>Fractions: Sheet 1 Sheet 2 Sheet 3</p> <p>Decimals: Sheet 1 Sheet 2 Sheet 3</p> <p>Percentages: Sheet 1 Sheet 2 Sheet 3</p> <p>Give this a try: MR GAFNEY'S MAPPING CHALLENGE</p>
<p>Spelling</p> <ul style="list-style-type: none"> Full Stops: List 28 Question Marks: List 26 Exclamation Marks: List 26 <p>I have set you individual assignments on: https://www.spellzoo.com/</p> <p>If you would prefer offline tasks, use your list to complete at least 2 tasks from the 'Spelling Menu' then have someone test you on your list.</p> <p>BOGGLE CHALLENGE: FAMILY SAFETY How many words can you make? What is the biggest word you can find?</p>	<p>Mental Maths Challenge</p> <p>Weekly Countdown Challenge</p> <p>Target: 595 Numbers: 25, 100, 5, 10, 4, 9 - Message me your solutions if you can!</p> <p>Daily 10 online: http://www.topmarks.co.uk/math-games/daily10 - practise mixed tables this week</p> <p>Chilli Challenge: Grid Multiplication</p> <p>A wee problem to solve: light the lights again</p> <p>EXTRA: Fun games (I've tried lots and got a bit carried away!)</p>
<p>Reading</p> <ul style="list-style-type: none"> Continue the story - The Hedge I had staggered for miles through thick woodland. Huge trees loomed overhead as I pushed the dense undergrowth to one side. I had found it. Adrenaline pulsed through my veins. With a sense of foreboding, I edged forward and peered cautiously inside... 	<p>Other Areas</p> <p>Learn to Juggle Follow Claire's video to learn to juggle 3 balls/object.</p> <p>Fun with Flight Design and make a paper aeroplane that will travel the furthest. Does changing your design make it go further? Can you create a far test to test your paper planes?</p> <p>Science: Continue your Science Fair Project Choose one of the projects in the Pupil Folder section of Teams and use the booklet to work through the project. Can you research the topic, carry out the experiment and choose a way to report it? You can upload your evidence to your Teams folder - can be photos/video/PPT/etc.</p> <p>Art: Zenangles - drawings with repeating patterns. They are intricate, careful, and beautiful!</p> <p>Exp. Arts Use the familiar 'Story Mountain' template to plan your story</p> <p>Apply for a Blue badge The Blue badge is the most iconic badge in the UK! Send a creative contribution to earn your badge. It can get you free entry to places like Edinburgh Zoo.</p>

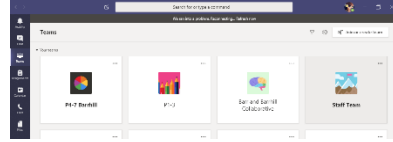
Microsoft Teams

Search for or type a command

Teams

▼ Your teams

- BPS Seniors
- Barr PS Juniors
- Barr Early Years Class
- Barr Primary Staff Group



GLOW TEAMS

- Glow Teams is used to upload all activities on a weekly basis
 - Pupils upload photos and documents
- Glow Teams is used for communication between pupils and staff



SCHOOL WEBSITE

- All activities are uploaded weekly onto the Home Learning tab for each class
 - Active Schools activities uploaded
- Mental Health activities uploaded weekly in HWB tabs on website
- Any new information regarding the school and/or Covid-19 is updated promptly



Home Learning
@Barrhill Primary
and EYC



TWITTER

- Links to website put on weekly showing weekly activities
 - Links to active schools put on twitter
- Any news regarding home-learning and/or Covid-19 advice put on as it becomes available

Phone-calls



- Head Teacher keeps in touch regularly with families
- Class teachers phone weekly to check pupils can access all their activities and see how they are doing



We are using Skype for Business to contact our families. We have set up group chats with keyworkers and now offer forums for help at home and as requested a 'Friends forum' for our children to talk with their nursery friends in a safe, friendly environment. We are here for our parents/carers as well as our children.

"Brilliant, makes my day"

"Just want to thank you so much for the group video chat today, **** has been really missing everyone and that made her day."

Senior leadership team have visited households to visually check in on families and encourage online engagement.



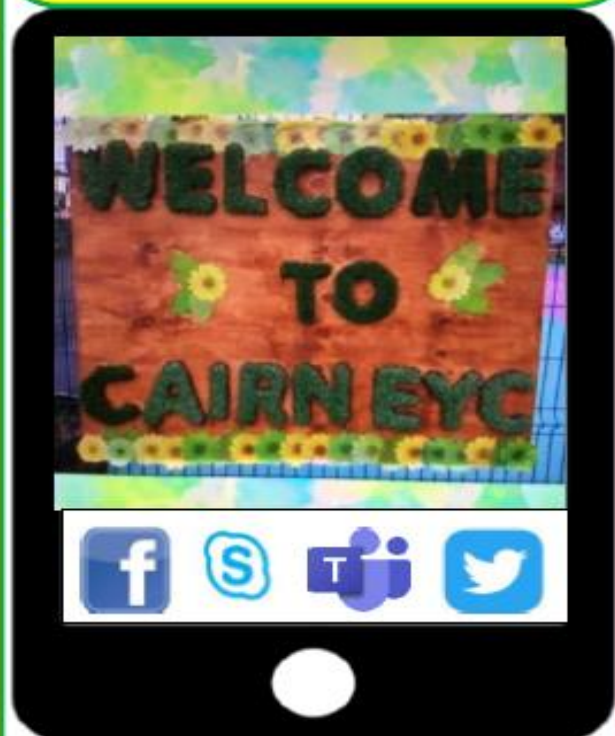
Health & Wellbeing
Dance classes, Cosmic Yoga, Sport & Leisure sessions with South Ayrshire coaches.

We share local information as well as government news.



Even in lockdown, our most favourite part of the week 'Funky Friday' continues.

Our remote learning takes place through our private EYC Facebook page that has been running for over a year. This has been a fantastic success for our children, families and community. A key and viable means of communication, allowing parents to work with a platform they recognise and enjoy.



Connecting with Staff

Vital for team morale.
Support for colleagues.
Meeting with SMT.



Daily challenges that help our children develop their skills



STEM



Numeracy

We continue to support Speech and Language by promoting NHS helplines.



Literacy

We host 'watch parties' through Facebook to bring new environments/experiences to our little ones during lockdown.



Safari Park Adventures




Songs & Rhymes

Bedtime stories from the stables



Class Teachers post a range of literacy, numeracy and cross-curricular suggested tasks daily/weekly on dedicated webpages through our Glow blogs website.



Class teachers interact, support and feedback to pupils using dedicated class 'TEAMS' keeping lines of communication open.

HWB support, resources and information updated weekly by DHT focussing on mental health and managing emotions.

'Teachers on Tour' – members of the senior leadership team have visited households to visually check in on families and encourage online engagement.



Mrs Hughes, our French expert, posts weekly French lessons on our school website with voice clips for pronunciation!



Twitter '@CairnPS' used to share information, ideas and activities with families.

Keeping learners connected

- Offline packs delivered monthly for learners unable to get online
- Pastoral check-in calls fortnightly to support families with home learning
- Signposting information collated and shared with families requiring support.



Keeping staff connected

- Teaching staff collaborating on TEAMS using a dedicated page to share ideas and approaches to online learning
- CLPL files on TEAMS used to list possible online learning opportunities
- Skype used to virtually meet with staff teams and plan next steps in our response.
- EYC and school staff are connected and sharing resources through authority wide groups on TEAMS.

Parents/Carers have preferred using Facebook to communicate in P1/2. This has allowed the Class Teacher to keep in



Learning has continued at home using our Accelerated Reader, Education City and ReadingWise packages. This has also allowed staff to track engagements in learning at home and be responsive to the needs of families. We are 'registering' children who are engaging online and supplementing the learning of any children not online with paper work packs. ReadingWise access is allowing all children in P1-3 and targeted children in P4-7 to have access to differentiated



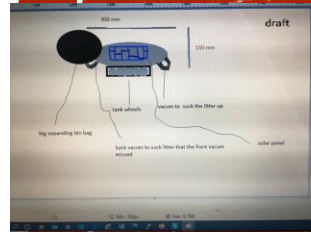
ReadingWise



Weekly farm updates on our website from our very talented School Assistant Mrs Fisher. We even had a 'name the lamb' competition through

OTHER PROGRAMS

- Departments (in this case D&T) use other subject specific programs to complete tasks. Promoting personalisation, choice and creativity.



Microsoft Paint



Homestyler



Minecraft

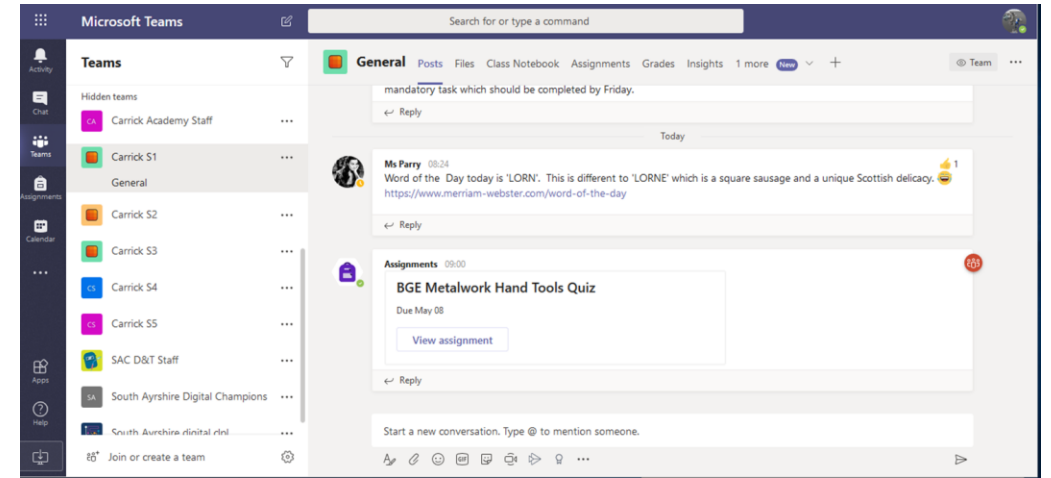


Sketching

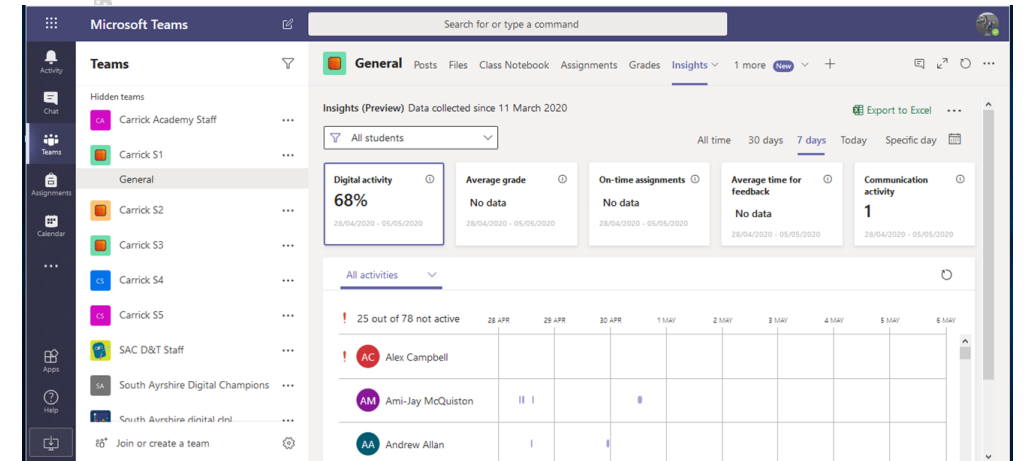


Lego

- We use Word online, PowerPoint online and Forms to allow students to easily create and submit work.
- Insights allows us to see which pupils are engaging in the work and contact those that aren't to see if we can help in any way.



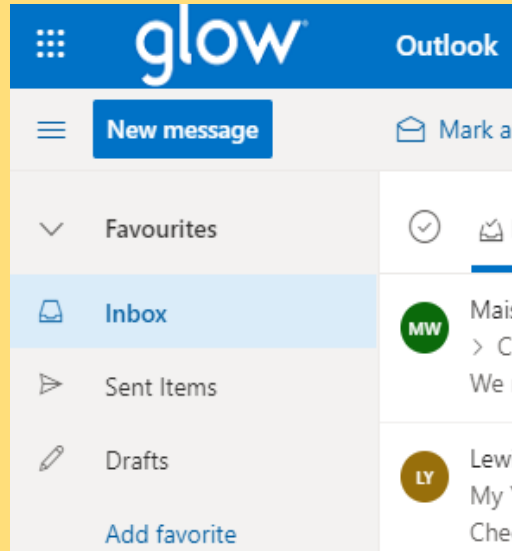
- We have created a Team for each year group. Making it easy for students to see work they have been assigned.









Colmonell Primary




We have home learning pages on our school website where staff are uploading activities now and again for pupils to try if they wish.



Teachers and pupils communicate through GLOW emails. Pupils are encouraged to send photos of work or activities they have tried. Teachers share activities and tasks pupils can try if they wish here too.

Literacy	Numeracy	Science	Social Studies
<ul style="list-style-type: none"> Read for at least 30 minutes a day. Write a letter, diary, story, news report, play etc. each day. The choice is yours. Listas to Newsround, a story from Scottish Literacy Trust. Think about questions you might have. Practise your spelling words. These can be lists of words of any sort. Use your homework literacy book for ideas. Try out a few sections each week.  <p>https://www.scottishbooktrust.com https://www.bbc.co.uk/news/10101010</p>	<ul style="list-style-type: none"> Keep learning your tables. Link your tables to dividing. For example if 3 x 4 is 12 then 12 divided into 3 groups is 4. Keep learning your number stories of addition and subtraction to 10, 20 and 100. Think about the shapes in the world around you. What do you see? What are their properties? (i.e. what makes a square a square - 4 equal sides, 4 right angles) Time - practise telling the time and writing it in different ways. Money - practise pretend buying. Set up a wee shop at home. Use make believe coins for buying and selling. Measure - weigh objects in your cupboards. Measure length and breadth of things using a ruler or tape measure. Make your own Tape measure using a piece of string or a stick. Take a bucket of water outside and measure volumes using empty bottles and other containers. 	<ul style="list-style-type: none"> Make a letter. Does it fly? Investigate bubbles - can you make your own bubble mixture. What happens? Find out about space. Investigate nature around you. What do you see? Record what is happening. What questions do you have? How can you find out? Try the Crest Superstar Challenge. Lots of information online or try the booklet of experiments on the blog. Use a jotter to record your findings and questions.  <p>https://www.creststars.org</p>	 <ul style="list-style-type: none"> Become a historian - Research any historical topic you are interested in. The Roman, The Egyptians, The Victorians, The Great War, The Titanic, The Great Fire of London. The list is endless. Become a geologist - collect stones. Try to identify them using the internet. Find out about how rocks are formed. Look at the world around you. How was it formed? Find out about the Ice Age. Look at maps. What can you learn from them? Make your own map of the area around you. Make your own treasure map. Make Katie Morag's Island map. Make a 3-dimensional model of the area around you using old newspaper and wall paper paste.
<ul style="list-style-type: none"> Learn to dance the Macarena, the Birdie Dance or the Canadian Bone Dance. Become an artist. Paint, draw, design and make anything you like. Sing, make musical instruments, make up your own song. Write a play. Play make believe games. Make a shop at home, or a vet's surgery, or a hospital.  <p>https://www.activityvillage.co.uk/craft</p>	<ul style="list-style-type: none"> Build a stick man. Build a den outside. Design and build a shoe box house. Use your computer to learn. Play with programmable toys if you have them. Design and build any creation you like using scrap materials. 	<ul style="list-style-type: none"> Go for a walk. What do you see, hear and smell? Play outside in the garden. Run, sing and dance. Practise dancing using Just Dance videos from YouTube. Learn to cook or bake a cake. Find out where your food comes from. Research the 1st World Wars. Help tidy and clean your bedroom. Learn to make your bed, fold your clothes or help with the laundry. Relax and spend time with your family. <p>https://www.Hi.org.uk/</p>	<ul style="list-style-type: none"> Research some other world religions. What are their key beliefs? Read or listen to stories from other world religions. Research the United Nations Convention on the Rights of the Child. What are children's rights? How do these affect you? How do they affect other children in the world? Make posters to illustrate children's rights. Make a leaflet explaining rights.  <p>http://www.primarycareworkhelp.co.uk/Religion.html https://www.asafethchildren.org.uk/what-we-do/children</p>

All pupils were given an A3 sheet with a number of activities on it for each curricular area. This was given to them before schools closed and they are encouraged to use this as their main learning tool.



Pupils are being encouraged to use Microsoft Teams as their "playground". Somewhere to catch up with their friends.



Remote learning at Coylton Primary School...

School Website...EYC / class home learning grids, additional grids and associated tasks uploaded fortnightly onto website.

Twitter...we follow a variety of educational sites - home learning activities retweeted and encouraged. We are also sharing pictures and videos of pupils' learning. We have separate Twitter accounts for EYC and School.

Glow Teams...P4-7 pupils accessing Teams to engage in online learning and communicate with class teacher and peers. Teachers posting regularly to ensure regular engagement. Playground channels created in all Teams to allow pupils to chat with each other. Pupils reminded that staff can see this chat!

Literacy/Numeracy...Sumdog, Education City, Accelerated Reading, EPIC and AR Bookfinder, myON, Audible, South Ayrshire Online Library service and Oxford Owl all promoted. Support guides created for parents for online activities, e.g. support logging in, navigating site, etc. Engagement results from Accelerated Reading shared via Twitter each week.

Tutorial videos...PowerPoint tutorials are recorded with video and audio narration to help parents access online learning

Parent emails/phone calls...initial check-ins to ensure parents are accessing resources and receiving information from school via GroupCall and email. Weekly check-ins to continue for those non-engaging. Also, weekly check-ins for LAC and vulnerable families.


Monitoring engagement...Sumdog, Education City, Accelerated Reading and Teams all monitored by staff. Within Teams, staff are using Insight data to observe engagement. Channels turned off at weekends to ensure pupils have reduced screen time.

CLPL...staff have completed webinars from Education Scotland Digital Learning Team, Sumdog and Education City in order to increase skills in delivering quality online experiences for pupils.

Staff conference calls...staff are regularly seeking out new and innovative ways to engage learners in remote learning and share ideas at weekly meetings. EYC and Teaching staff meetings weekly. Discussions under way to organise a virtual sports day and transition videos for new P1's.

Monitoring Engagement

- Teachers monitor pupil engagement and progress with Sumdog, Education City, Readingwise and Twitter.
- Staff respond to, and encourage, evidence/photos of pupils' work
- Daily Twitter Challenges for EYC, Class 1 and Class 2 emailed to parents
- Weekly drop in session to collect resources



Engaging with children and families

- Teachers send individual emails to pupils and parents
- Staff regularly check-in with vulnerable families
- H.T keeps in regular contact with families by phone/email
- H.T phones staff to check on activities, pupils and staff well-being
- Weekly call to pupils from class teacher
- Parental Information on website

Learning Packs

- All pupils have received learning packs with wide range of suggested activities, websites, passwords and advice on home-learning approaches.
- Staff and school email contact details
- Weekly learning grids of suggested activities emailed

Transition Activities

- Teachers send individual emails to pupils and parents of EYC/P1 and P7/S1
- Yearbooks/Leavers booklets
- Class 1 teachers welcome new pupils
- New start P1 parent information leaflet
- Curriculum Overview information

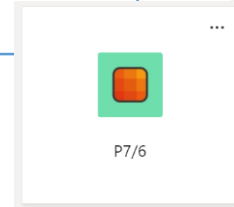


- Surveys have gone out to all families asking for their views on what is in place and any changes/additional needs they would like.



Surveys

- Staff are communicating with pupils socially and sharing learning ideas.
- Pupils are sharing images and videos of learning they are doing at home.
- Pupils are encouraged to keep in touch with their friends on Teams

Teams



Emails/Telephone

- Regular phone calls to pupils from class teachers and Head Teacher.
- Emails between pupils & staff



Glow

- Pupils using GLOW to access apps.
- Sharing the learning information on class pages in BLOG
- Information and links for learning shared in our school BLOG



Teachers post to their Team on a daily or weekly basis to meet the needs of their classes.

Pupils have open communication on Teams to check in, chat, share jokes and experiences with their teacher.

Some pupils have individualised work plans emailed to them as they have more differentiated requirements.

Stage partners share planning on their Teams and collaborative groups have been set up to work on school improvement.



I.D.L.

Check out this video on bees.

<https://www.youtube.com/watch?v=ta154f5Rp5Y>

Now complete the bee activity sheets in Minibeast Files (Insects).

There's a paper bowl bee to make too.

lay the insect game.

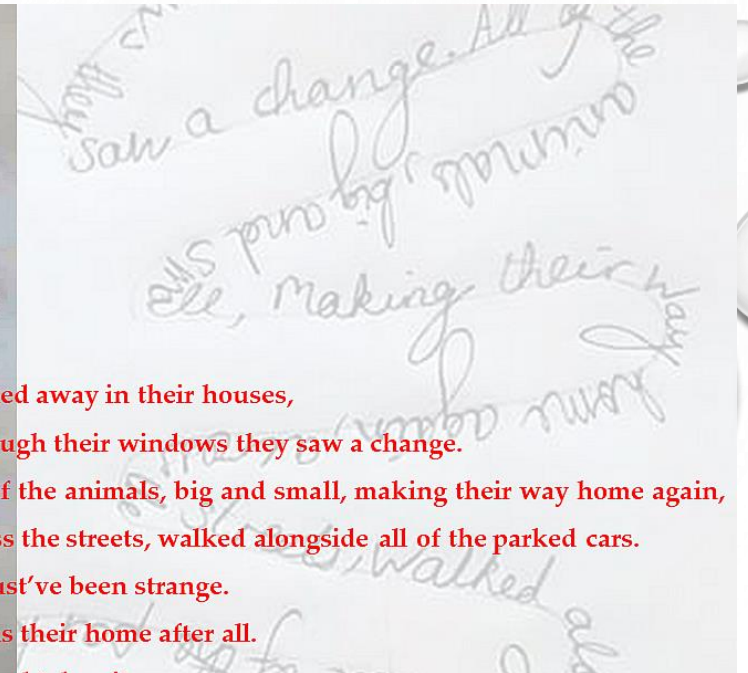

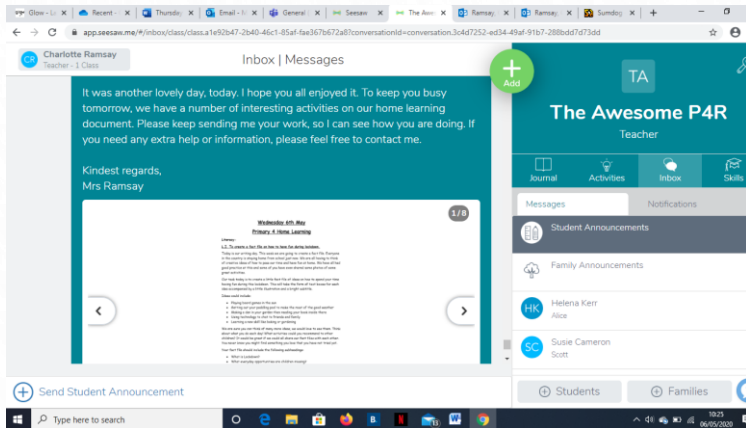
Roll a dice and each time you get a number you can draw at part of the insect's body. Try to start with the head.

- 1 = antennae 4 = head
- 2 = legs 5 = abdomen
- 3 = wings 6 = thorax



Primary 2 (2019/20) > General

Hi I know its Saturday but I wanted to show you what I found. We went on a Mini Beast Hunt in our Garden to day and found this insect, its soo cool 😎. Its called a Birch Shield Bug (Mum googled) 😊.

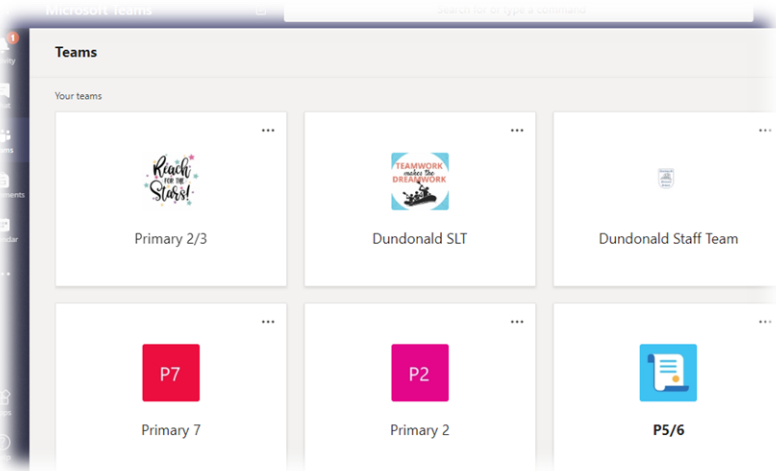


**Locked away in their houses,
Through their windows they saw a change.
All of the animals, big and small, making their way home again,
across the streets, walked alongside all of the parked cars.
It must've been strange.
It was their home after all.
We had taken it.**

DUNDONALD PRIMARY

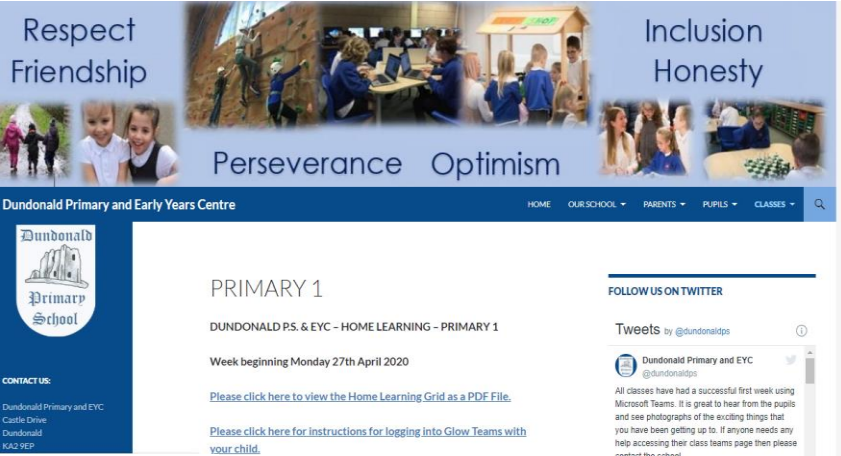
Microsoft Teams

We have a Teams page for each class in the school. Parents, pupils and staff are enjoying communicating through this. Teachers check in with the pupils daily and are able to upload material onto this platform to support the learning at home. Pupils can ask questions and communicate with their teacher and classmates. Staff are also using this as a way of communicating and working collaboratively with each other.



School Website

We upload a weekly home learning grid onto our website and Teams account. Each stage has their own grid with a range of activities to complete. The home learning grids have made very good use of the online resources that are available during this time.



Twitter as Communication

In addition to phone calls, emails and text messages, we have also been updating our parents and carers via our Twitter page.

Example of Home Learning Grid

Reading	Spelling	Writing
<p>We are learning to read for enjoyment. We are learning to read and understand texts.</p> <p>Task 1 Choose a book or online text and read for enjoyment for at least 20 minutes each day.</p> <p>David Williams releases free audio books every day at 11am https://www.worldofdavidwilliams.com/ebooks/</p> <p>Task 2 Log into ActiveLearn using the link and log in information below. https://www.activelearnprimary.co.uk/login?c=0 Username: P2.3 Password: gassword1 School code: mqsq</p> <p>Select your reading group's text and practise reading your book independently or with an adult at home. When you see the bug symbol, click on it and answer the questions for each part of the book.</p> <p>Red: The Good Deed Day Blue 1: Zeke and the Big Sandcastle Blue 2: Pete's Peculiar Pet Shop: I want a unicorn Green: Animal Self Defence</p> <p>Choose another book of your choice from the Independent book selection to read independently.</p> <p>Task 3 Complete Literacy Task 2 - All about Spring Comprehension from your Home Learning Workbook. If you need some help reading the passage, ask an adult or an older sibling.</p>	<p>We are learning to spell words accurately using a strategy of our choice.</p> <p>Task 1 This week, we are revising some of our old sounds.</p> <ul style="list-style-type: none"> Watch the online video from the link below. Can you think of any other words with these sounds? Write them down in your jetter. Using your whiteboard, get an adult or a sibling at home to test you and see if you can spell some of the words on your own. Don't worry if you can't do it yet, remember we are still learning these sounds. <p>P2 Spelling Phoneme</p> <p>We are practising the sounds: ll and ss https://www.youtube.com/watch?v=3YUQy5f1c Suggested phoneme words: well, spill, dull, drill, allow, shallow, fill, mess, lesson, class, dress, less, moss and kiss.</p> <p>P3 Spelling Phoneme</p> <p>We are practising the sounds: gn, u and y https://www.youtube.com/watch?v=07b0d188s Suggested phoneme words: sign, gnome, design, grant, gnash, gnaw, put, pull, push, cushion, full, bush, awful, bull, gym, mystery pyramid, cygn, crystal and rhythm</p> <p>Task 2 Look at the word wall on page 3 of this home learning grid. Practise reading and writing these words on the wall to see which ones you know.</p>	<p>We are learning to write about a personal experience.</p> <p>Task 1 At the moment, we need to all stay at home to stay safe. I know you are all getting up to some very exciting things at home but this week for writing, I want us to use our imagination to come up with a story about our dream adventure.</p> <p>I want you to write about an adventure you would love to go on one day. It can be anywhere in the world, you can do anything you want. It is your dream adventure - it could be to go to Disney World, to go to visit Space, to go to the Amazon Rainforest. It can be anything you want!</p> <p>Think of these things when you are writing it:</p> <ul style="list-style-type: none"> Where are you going? Who is going with you? What are you going to do on your adventure? Are you going to meet anyone? Are you going to sleep there or come home after your day trip? <p>My dream adventure is to go to.....</p> <p>Remember to use:</p> <ul style="list-style-type: none"> CAPITALS Full stops finger spaces Sound out words <p>Read over your work</p> <p>I look forward to reading your news about your adventure. Remember you can share your story by sending it to the school email or you could post it on our Class Team's page and share it with the rest of the class. Instructions of how to access Teams is on our class page on the school website.</p> <p>Task 2 Complete the Literacy task 1 - handwriting task in your workbook.</p>



Online Resources

Teachers are using a wide range of online resources and programmes to support the learning and teaching of children. These are just a few of the digital resources that are being used.



Seesaw


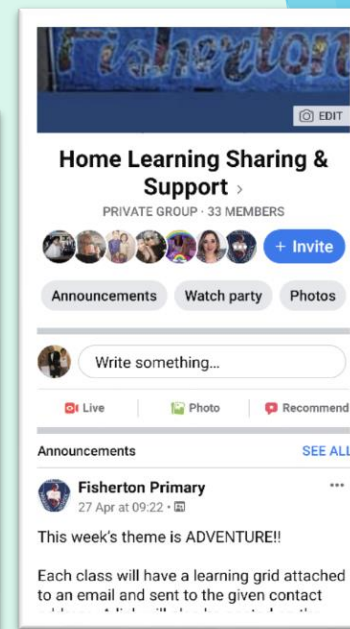
Our Early Years Centre and Primary 1 are using this online platform to communicate with one another and to share learning. This digital technology will be used to aid early years transition into primary 1.



This week your theme is: Adventure
 "When you see someone putting on his Big Boots, you can be pretty sure that an Adventure is going to happen." -AA Milne

Literacy	Maths and Numeracy (STEM)	Health and Wellbeing	Other Ideas
Who is AA Milne? -Do some research on this person -What are they most famous for? -Find some quotes from his books that you like 	Use your knowledge of 2D and 3D shapes to design a vehicle that could take you on your adventure. What can it do? Drive? Sail? Fly? Dig tunnels? ALL OF THESE! Imagine / draw / make using junk model 	Adventurers need to be very fit and healthy to survive in different climates and environments for long periods of time. Get outside everyday for some running, jumping, skipping, hopping and physically active fun. 	Create an art piece of one of his famous characters. Use: - Paint - Pens & pencils - Use things from the garden - Make a collage with old bits of paper or magazine
Write your own adventure story and let your imagination go as far as you can, even if you can't in real life. Sail across the sea. Fly high in the sky. Climb a rocky mountain. 	Test your shape knowledge on Mathsworkout . Go to: -Geometry and measure Choose tasks in: -5 shapes & 6 solids 	Plan an adventurous dinner to prepare for your family. Try and include elements from all food groups (info can be found on Curry Foods). Is this something that you could cook outdoors and pretend you are wild camping? 	Watch an adventure movie and discuss what you liked and talked about the characters. Share your film idea with us and it might be something we could watch to fill some lockdown time.

Philosophical question of the week: Can one person change the world?
 Given the gloominess of the news, you'd be forgiven for thinking that there's not much point in doing anything much, and that anything you do won't make a difference. What about if you just try to make a difference in your tiny bit of the world? There are loads of kids who have done just that and changed laws and lives. Ask yourself what change would you like to see in the world? Then- how can you go about making it happen?
Unless someone like you, cares a whole awful lot, nothing is going to get better, it's not. - The Lorax



COMMON WORDS – see, has

Practice reading and writing your common words. Ask an adult to write them outside with chalk and then use a water pistol/watering can/paint brush and water to rub out the word that they call.

Primary 3/4 Spelling

The Great Whites: Book C Unit 4 (part 2) – words with 'zz' or 'ff' endings

The Megalodons: Book D Unit 6 (whole unit) – word endings: er, est, lest

Shark Boy: Book D Unit 14 – suffixes

Find spelling games for your words on Spelling City <https://www.spellingcity.com/users/MrsMartin18> – Find your book and unit number.

This Week's Writing Challenge – Imaginative Writing "Bubbles"

Watch this video on Literacy Shed for inspiration: <https://www.literacyshed.com/bubbles.html>

- We email parents to meet individual communication needs and feedback on story writing, quiz scores and activity engagement.
- We created a private school Facebook and a 'Family Learning and Support' group within this page. The group has a wonderful sense of community and is a very supportive and respectful platform for us all to feel connected. I think this works well for our small village school and in meeting the needs of our families.
- We share weekly learning theme grids on the school website, directly through email and on our closed Facebook group. The website also has spelling and reading direction, which is age and stage appropriate.
- Pupils were issues with packs prior to closure and have information for logging onto Education City, Accelerated Reader, Bug Club, Readingwise, Nessy, Mathsworkout and code.org. They also have a list of useful websites they can use to support learning.



Forehill Primary School

Remote Learning



In Forehill we are all uploading weekly learning plans to our school website. Each year group has a learning hub where pupils can access the learning/worksheets provided.

All year groups use sumdog and Educationcity to support and track learning.

Linguascope is used to support learning of different languages.

Infant classes use the top marks website to support learning.

Upper classes are using glow emails and teams to have contact with pupils, share learning and experiences.

The mathsworkout website is also used in upper school to support learning of mathematical concepts.

Bugclub and Readingwise are used to support and track reading and comprehension skills.

All teachers have provided parents with email addresses and correspond with them daily through this.

Staff keep in contact through Skype for business to plan with stage partners and have professional dialogue with management team and colleagues.



Remote Learning at Gardenrose Primary School



- Microsoft Team for every class.
- Daily/weekly task grids shared with pupils.
- Files updated regularly for tasks.
- Pupil – teacher communication.
- Staff Team for communication and resources.
- Forms used as assessment tool.



- Parent/carers surveyed to see what they like/need support with. Will use this information to inform future planning and improve our services.

Digital resource list shared with pupils/parents.

- Sumdog competitions and challenges.
- Nessy subscription.
- Education city for all pupils.
- ReadingWise for all pupils.
- YouTube – PE with Joe Wicks, learning tutorials.
- BBC bitesize



Office 365



- Staff Skype meetings.
- Home visits to families.
- Phone calls to families.
- Resource box in local co-op.
- Paper based learning packs issued for those with limited IT access.
- Leavers hoodies delivered to P7's.
- Email contact with parents/pupils - sharing learning.
- Active, family-based tasks – baking, building, exercising etc.

- Bedtime story for infants on Facebook group Mon-Fri.
- Upper school story and quizzes on Facebook group Mon-Fri.
- Cooking video lessons from our Mandarin teacher.
- Live PE lessons via Facebook group x2 weekly.
- Sharing of resources from teams on school closed Facebook group, Glow Blog and Twitter.
- Communication and updates for parents/carers and pupils via Facebook, Twitter and blog.






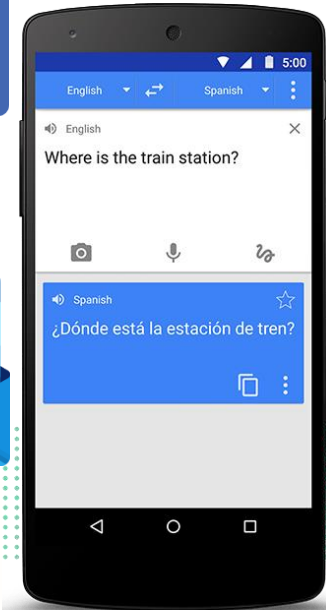
My Music Online



www initiative



Digital distance learning @Girvan Academy



1. (continued)

(b) Explain why poaching is a suitable method of cooking fish.

Answer box for question (b) containing the SQA logo

(c) Name a garnish, including the preparation technique, you would use for a fish risotto.

Answer box for question (c)

Ayr Grammar
Primary School



329 pupils
13 Classes



We are using Teams, OneNote ClassNotebook, Education City, Sumdog, Reading Eggs, Reading Express along with a number of other websites.

Depending on the stage Home learning grids are uploaded every 1-4 weeks. Assignments are used to schedule a wide variety of daily/weekly tasks, activities and challenges covering all curricular areas.

We are using Microsoft Teams to communicate, keep in touch and share learning with pupils.

Pupils are encouraged to choose tasks and complete them in their own time.

Pupils share their learning by adding photographs, videos, pictures or documents by

- adding to their assignment
- posting in the general channel
- uploading it to their OneNote ClassNotebooks



Amanda Pickard

I'm using Teams, OneNote ClassNotebook, Sway, Forms, Thinglink, Education City, Sumdog, Reading Eggs amongst other things. Every 4 weeks there is a new home learning grid of tasks to choose from.

assignments
collaboration
announcements
wellbeing
tasks
live
challenges
sharing
literacy
health
numeracy
activities
engagement
learning
enjoyment
meetings

24/25 pupils are engaging online in some form or another.



Primary 1b
25 pupils



Ayr Grammar
Primary School



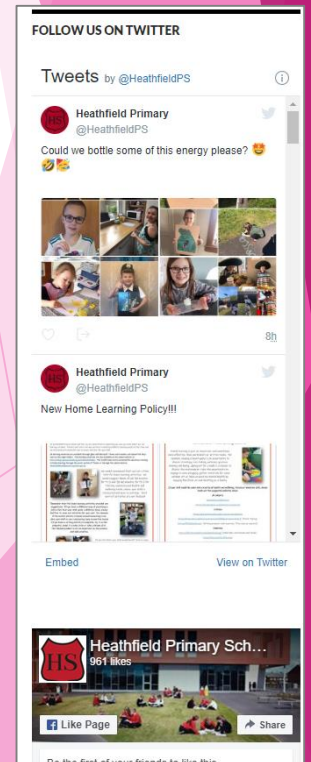

I am using Microsoft Teams to communicate, keep in touch and share learning with my class. I encourage pupils to choose tasks and complete them in their own time. I regularly host live lessons and check ins using Teams Meetings. I use assignments to schedule different tasks, activities and challenges including science investigations, reading challenges, phonics practice, numeracy tasks, art, exercise, dance, music, yoga, and other HWB focused activities. Pupils can then share their learning by adding photographs, videos, pictures or documents to their assignment, posting in the general channel or uploading it to their OneNote ClassNotebooks. I use Analytics and Insights from my Team to check engagement and to check if further support is needed.





Heathfield Primary School and Early Years Centre

All learning materials are available through Glow and Microsoft Teams and teachers will upload the day's work on the night before. The learning materials are also available on the school website at <https://blogs.glowscotland.org.uk/sa/heathfieldps>. The staff team can be contacted for questions relating to home learning through the posts section of Teams or through the school email on Heathfield.mail@south-ayrshire.gov.yk



Staff

Weekly staff video meetings

Separate Teams 'chats' for EYC, teachers, SMT for daily interaction

Use of shared documents on Glow to continue collaborative working for development and planning

A wide variety of online CLPL courses completed by all staff

Weekly tracking logs to identify pupils who may require more contact or support

'Contact with parents' record kept updated using shared file on Glow

Families

Parents have contact with class teachers through Seesaw

Xpressions app used for communication and to send class work overview each week



Phonecalls from EYC, teaching and management staff for vulnerable families



Families Learn Together topic to allow whole families to work together



Regular updates on Twitter and FB page



School Kindles loaned to families with no technology access at home



Digital home Learning at Kincaidston Primary School & EYC



Pupils

EYC using Seesaw with Key Workers interacting and sharing ideas and tasks

All classes in school using Seesaw; pupils uploading videos/images of their work or completing activities set

P3 - 7 have a class Team to submit assignments to using O365 tools and to engage with class teacher and other pupils


Use of Bug Club for E-books

Active Learn and Sumdog for Maths

Check-in phone calls with school councilor and nurture staff for those who need it



Microsoft O365



PowerPoint Screen Recorder has been used to create videos - 'how to guides' to share with students and to support colleagues via Teams



We aim to deliver learning which offers a range of flexible, engaging and realistic tasks every day.

Each stage have their own Team where teachers can communicate with their pupils through the various channels.

The tasks are set in a way which means that children can complete them when it suits them and their family circumstances best.

Students can post comments/queries. They can upload documents, pictures or videos of their work.

Assignments on Teams allows teachers to give learners feedback.

We have used a range of websites and apps to support learning and provide different experiences for our children which are available on a range of devices.

Some of these websites give pupils immediate feedback. This allows pupils to navigate tasks independently, and lets pupils see where they can challenge themselves.

Most of our children are accessing online activities. We provide packs and deliver them to any children who may not be able to access the Teams online.

We are using data from our Teams to check engagement and phone parents to offer support.



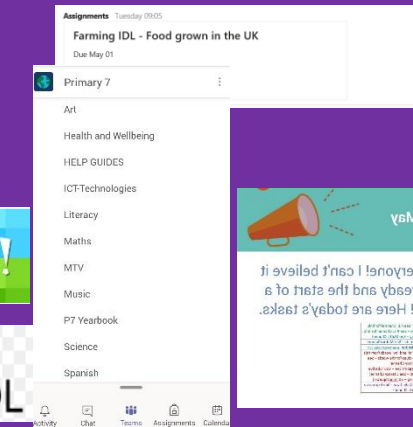
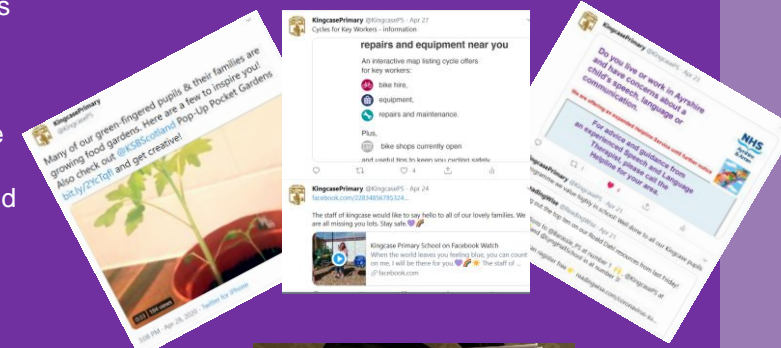
Transition activities and key links are evolving for Nursery/P1 and P7/S1 as they are supported through the new phase in their learning journey.

Our Secondary school and all feeder primary schools collaborate through Teams to plan transition events ensuring continuity in the types of activities offered.

We successfully achieved the Digital School Award and CRIS badge in June 2019. This has been invaluable in our transition to remote learning as staff have a wide range of technology skills and knowledge. All staff have fully embraced this new way of working and have grown in confidence using a range of apps and online platforms to support their children and families.



- We use Facebook and Twitter to connect with our local community to share pupil's work, uplifting messages and useful information to our parents and wider community



- * Microsoft Teams has been used throughout the school to stay in touch with children, home learning resources are posted weekly for each class. Microsoft Teams 'Meet' facility has also been used for staff Meetings and to video chat with classes, which has proved very effective.
- * Primary ½ had been using SeeSaw throughout the year so this is still being used to provide home learning tasks daily, aswell as Teams. Feedback from parents in this class has shown this is their preferred method of communication.
- * We have also made use of Twitter to keep parents informed about resources being made available to them to assist with home learning.
- * The Early Years Centre have made great use of their private facebook group in order to stay in contact with children and families and this has been a very effective way of communication.



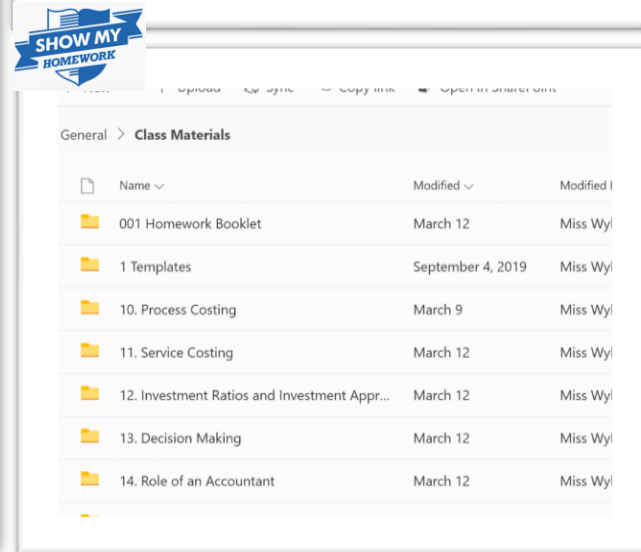
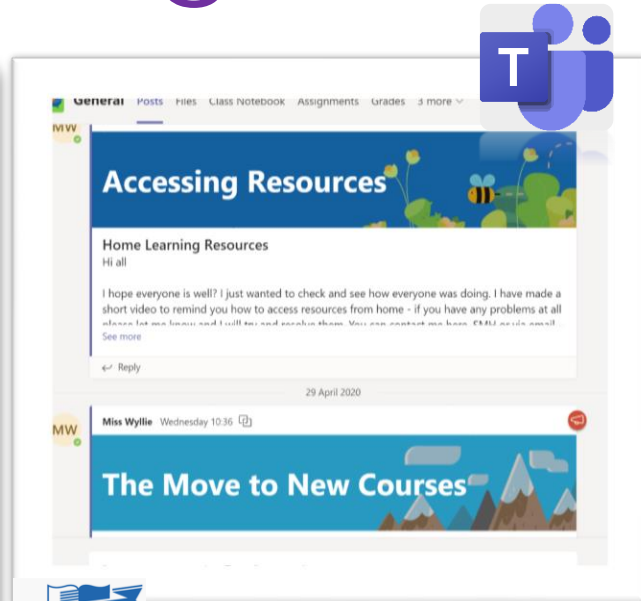
* Remote Learning at Maidens Primary School and EYC



Miss Wyllie – Business Education Marr College

Teams

- Teams used to share resources and communicate with students. The school also uses Show My Homework to notify students and parents.
- Students can post comments/queries. They can upload documents or pictures of their work.
- Live meeting check ins. Also with staff for DM's
- Students struggling with access to ICT able to use the Teams app on their phone.
- Use of assignments to issue tasks and give feedback.
- Insights allows us to track digital activity and more.




OneNote

- Used to share resources and checklists
- Pupils can upload work.
- Why - I can mark their work digital through digital inking or audio feedback and they can access this feedback on any device

McLeod PLC Production Budget for the 6 Months July to December Year 2						
	July	August	September	October	November	December
Cash Sales	1200	1400	1000	800	700	600
Credit Sales	4200	4400	3200	4500	5000	5200
Total Sales	5400	5800	4200	5300	5700	5800
Less Opening Inventory	0	280	200	160	140	120
Add Closing Inventory	280	200	160	140	120	600
Production Units	5680	5720	4160	5280	5680	6280

Cash Budget for the 2 Months October to November Year 2		
	October	November
Starting Balance	20000	25120
Receipts		
Cash Sales	16000	14000
Credit Sales 1 Month	51680	72675
Credit Sales 2 Months	12540	9120
Machine Sold	9500	0
Total Receipts	89720	95795
Payments		
Raw Materials	28400	31400
Labour Costs	31680	34080

	Instructions	Resources	Completed	Printed to OneNote (if required)
1	<ol style="list-style-type: none"> Using the notes in your OneNote - see link to complete the exercises on Investment Appraisals and Investment Ratios. Print your work to your OneNote to be marked. If you are struggling to do this then just upload the file to the page and I can print it to your OneNote for you. Any issues please contact me via Teams. 	Investment Ratio Student Notes  Investment Ratio...	<input type="checkbox"/>	<input type="checkbox"/>
2	<ol style="list-style-type: none"> Through Glow click on the Scholar tile and log in and select Higher Accounting Choose Management Accounting and then Decision Making Read through the section and answer the interactive tasks as you go. I can see your progress online using my teacher log in. 	Scholar via Glow file.	<input type="checkbox"/>	<input type="checkbox"/>

Students also access Scholar via Glow.

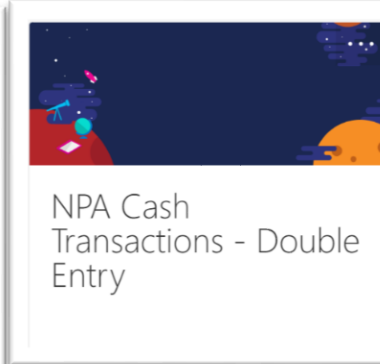
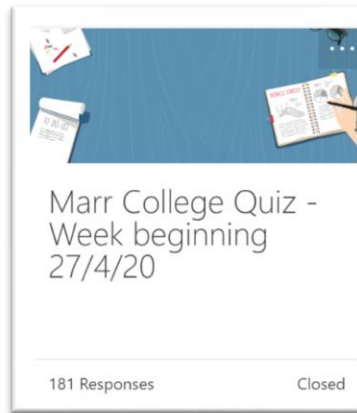




Miss Wyllie – Business Education Marr College

Forms

- Used to assess learner's progress and understanding. Easily accessed via link or QR Code.
- Issued weekly to senior students to gauge learned.
- Issued weekly to all students to check in – stories and work they share are published in the school newsletter.
- <https://joom.ag/W7LC>
- Weekly whole school quiz issued to raise community spirit and allow students/families to win House points.



2. Write a paragraph below describing the story/news you would like to share with the school - this may feature in this week's newsletter!

Have you learned a new skill? Have you been helping in the community? Baking? What activities have you been taking part in for school or at home? Is there anyone you would like to give a special mention to?

Try to include as much detail as possible. *

3. Attach any relevant pictures to be included in the newsletter - you can upload a maximum of 10 different pictures. (single file size limit 1GB) If your file is too large to upload please email it to



PowerPoint

- **PowerPoint Screen Recorder** has been invaluable. Used to create videos of 'lessons' and 'how to guides' to share with students via Teams and Show My Homework.
- We can include audio and demonstrations. These can be shared via **Teams, OneNote, SMHW, Sway or Wakelet** depending on teacher preference.
- Also **record slideshow** used to add audio to slides.



Student Guide - Use of MS Teams

7 items

S2 Digi Ent IDEA Award Demo.mp4


Starter Task – Ice Breaker

- Introduce yourself by posting in the Teams starter channel.
- Tell us your name, your favourite colour, your favourite food and one other fact.
- You can add an emoji to your post that best represents your current mood!



Monitoring Engagement

- Teachers monitor pupil engagement and progress with Sumdog, Education City, Readingwise and Twitter
- Teachers respond to, and encourage, evidence/photos of pupils' work
- Daily Twitter Challenges for Class 1 and Class 2 emailed to parents
- Weekly drop in session to collect resources



Engaging with children and families

- Teachers send individual emails to pupils and parents
- Staff regularly check-in with vulnerable families
- H.T keeps in regular contact with families by phone/email
- H.T phones staff to check on activities, pupils and staff well-being
- Weekly call to pupils from class teacher
- Parental Information on website

Learning Packs

- All pupils have received learning packs with wide range of suggested activities, websites, passwords and advice on home-learning approaches.
- Staff and school email contact details
- Weekly learning grids of suggested activities emailed


Transition Activities

- Teachers send individual emails to pupils and parents of new start P1 and P7/S1
- Yearbooks/Leavers booklets
- Class 1 teachers welcome new pupils
- New start P1 parent information leaflet
- Curriculum Overview information

Our pupils are enjoying using Teams to communicate with their teachers and peers. We have a Team for each class.



Pupils and parents/carers can chat to teachers on Teams but can also email teachers or the management team directly.

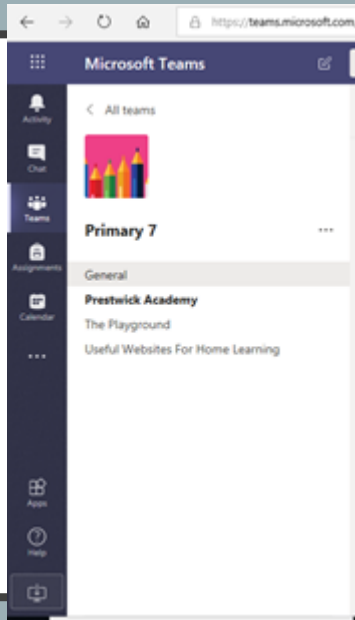


Pupils share their learning through videos, photos, screenshots and by uploading documents. Younger pupils are supported by their parents to share their learning.

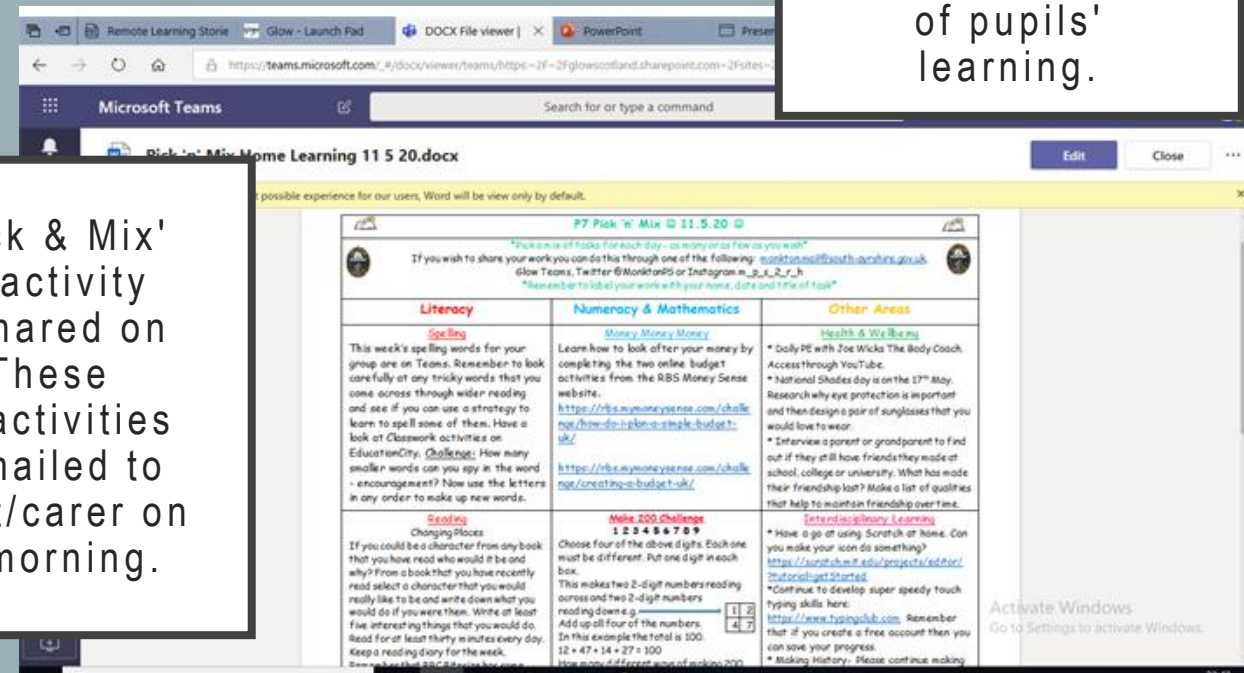


Twitter and Instagram accounts are used to share teachers' ideas for learning and to celebrate and share examples of pupils' learning.

Teachers have set up different channels within Teams, such as 'Prestwick Academy' for transition information. All classes have a 'Playground' channel to provide a space for pupils to socialise with one another.



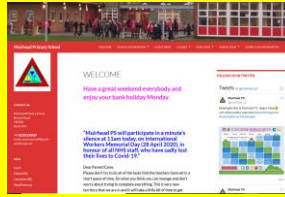
Weekly 'Pick & Mix' curricular activity grids are shared on Teams. These suggested activities are also emailed to every parent/carer on a Monday morning.




Muirhead Primary School and Early Years Centre South Ayrshire **Remote Learning Summary**



- ✓ Early Years staff share fortnightly tasks with their pupils on Seesaw. Children are responding with photos and videos of their home learning activities.
- ✓ Whole school staff engaged in ongoing digital CLPL including Education Scotland webinars, MSE courses, Open University, SCEL and COAST modules.



- ✓ Weekly learning grids are made available to pupils in Primaries 1-7 via the school website, Groupcall, Teams and Glow email. These are in a standard format across to the school to ensure clarity, consistency and progression.
- ✓ A variety of cross curricular tasks are suggested, including online, offline and active tasks.
- ✓ SLT and Class teachers are available daily to communicate with their pupils through Teams, email and pastoral care phone calls.
- ✓ Support teachers and support assistants also provide learning and engagement opportunities through Glow Teams
- ✓ Class home learning activities use a variety of digital platforms including web links, Forms quizzes, audio and video clips, interactive PowerPoints and Wordle.
- ✓ Pupils receive email feedback on work submitted and successes are shared on Twitter. Self-assessment opportunities are shared via Teams.
- ✓ Induction presentations and information using Sway and video with new P1 pupils from other EYCs added to Seesaw.



What REMOTE LEARNING @PWKACADEMY looks like

- Keeping up to date with news and education updates.
- Providing information instantly with pupils and parents about the school.
- Sharing good practice to other schools.
- Gaining handy tips for use in ICT.
- Creating department accounts to help keep in touch with pupils.
- Creating House Team accounts to keep pupils involved in.
- Setting challenges to keep our pupils active and involved. Challenges ranging from cooking to sports!



- Setting assignments alongside theory notes that will assist the pupils.
- Pupils showcasing their work carried out at home.
- Providing feedback and grades on submitted work.
- Creating quizzes to keep the pupils challenged.
- Using reports to monitor engagement levels from both pupils and parents.



- Keeping in touch with classes
- Setting assignments
- Creating resource centres for all departments.
- Video conferencing with staff and pupils
- Setting up for the new academic year.
- Answering pupils questions and creating discussions.
- Setting expectations and tasks for new classes.



- Departments are using **SWAY** to make interactive presentations.
- Using **FORMS** for surveys and quizzes.
- Creating resources and how to guides to help colleagues/parents and pupils make the most of home learning.
- Digitising workbooks to allow for flipped learning.
- Printing packs of work for those without access to online devices.



....and so much more!



St Patrick's Primary Home Learning Tools



Joining with our cluster parishes via Facebook Live for weekly prayer services and Mass.



Xpressions and email of weekly learning grid sent to parents.



Celebrate pupil achievements via school Twitter page.



Webinars to upskill staff in use of Glow as well as Readingwise and White Rose Maths

All classes have their own Team where weekly learning is posted. Teachers have set up various channels to keep conversations focussed for example P7 have a playground channel to have a space they can catch up with peers. Learning can be returned via files, assignments or email. Staff use Teams for staff meetings, PRD's and CLPL opportunities.

Pupils use their Glow email to send teacher work. Teachers also send Weekly Learning Grid via email.

Monthly newsletter and celebration of work sway created and shared with parents.

School Website updated with weekly learning grids.

St Patrick's Primary - Primary

Week beginning: _____

Reading	Literacy	Writing
We are learning to...	Phonics / Spelling	We are learning to...
Task:	Task:	Task:
Mental Maths	Numeracy and Maths	Mathematics - Additional Challenge
We are learning to...	Core Numeracy	We are learning to...
Task:	Task:	Task:
RE	Interdisciplinary Learning	Health and Wellbeing
We are learning to...	We are learning to...	We are learning to...

Southcraig School



Parents Facebook page

School Challenges

Story Sessions

Idea sharing by parents and staff

Makaton sessions

Singing

Story telling

learning



Personal on-line yoga sessions



Friday morning signing choir

Live each week

.....and much much more.....



Microsoft Teams

- Communication
- Share Resources
- Share learning tasks
- Set assignments
- Provide feedback



Miss Carroll Monday 8:56 AM Edited

LOCH DOWN LODGE - MONDAY

Hi everyone, and welcome to Loch Down Lodge! Your week long residential starts now! 😊 Today's activities can be found here: <https://blogs.glowscotland.org.uk/ea/learningoutdoorsupportteam/monday-at-loch-down-lodge/>

Today's activities are **Orienteering** and **Knots!**

Once you have finished the activities, write a diary entry (you can draw pictures too!) about what you got up to today at Loch Down House. You could even make a book (fold a few pages of A4 pages in half) and write in each day what you have been doing. This would be a great keep sake and is similar to what we do on when a school residential! 😊

Remember to take lots of photographs and let us see how you get on (you can send photos of your diary entries too!) Good luck & have fun! 😊🌞🌈



Miss Carroll 4/20 2:22 PM Edited

As promised boys & girls! I have started our new class novel 'Worlds Worst Teachers!' Enjoy listening. If you have the book at home, read along! 😊 I'll try upload most days. Miss C 🌈
<https://youtu.be/oswY9NZwXX4>



Weekly learning grids provided for P1-3 and P4-7 – activities from all curricular areas.

Teachers/EYP uploading videos to Youtube – story time.



Kirkmichael Primary & EYC
@KirkmichaelPS Follows you



Straiton Primary School & EYC
@Straiton_PS

Twitter

- Share learning
- Update parents
- Provide information

P1-3 Home Learning Grid			
This week your theme is: FAMILIES AND FRIENDSHIP			
Friday 15 th May is International Day of Families			
Remember to continue to practice your phonics, reading and numeracy skills within your Home Learning Pack			
Piglet "How do you spell love?"			
Dash: "You don't spell it, you feel it."			
- Winnie The Pooh			
Literacy Writing 1) Make a Family Tree You will need to complete research to find out who is in your family and important dates like when they were born. 2) Write about some of your family traditions. 3) Write a letter to a friend that you are missing. Tell them what you have been doing during lockdown and ask them some questions. Listening & Talking Call an older relative and ask them questions about your family history. What was it like when they were a child? What toys did they play with? This might help you with your family tree research too!	Numeracy & Maths 1) Explain 'Fact Families' Eg 2 + 3 = 5, 3 + 2 = 5, 5 - 2 = 3, 5 - 3 = 2 2) Use your family members to create word problems for maths Eg How many legs do you have altogether in your family (multiplying/adding). You could include pets too! 3) Create and carry out a family survey. Favourite colours, favourite movies/books, etc. You could include extended family and call them up for their answers. Then draw up a table or chart to show your results. What's the most/least popular?	Health & Wellbeing Looking after our wellbeing is ALWAYS important but at times of difficulty, it is especially important! In school we use SHANAREE Webs to help track how you are all feeling against the Health and Wellbeing Indicators (Parents can find out more about these by researching 'Getting It Right For Every Child'). This week we would like you to take part in a questionnaire so we can see how you are feeling and offer you support if you need it. A link will be sent out on Microsoft Teams and also via email to your parent. Maybe you could make your own Health & Wellbeing questionnaire to ask people in your family how they are feeling and offer help if needed.	Modern Languages Can you find any French words for members of your family? Maybe you could label your family portrait in French. Why not research how to say family members in other languages too!
		Making Memories If you guess already, why don't you work together as a family to create your own scrapbook for all of your lockdown memories? You can write diary entries of what you have been doing, add photos/pictures you have drawn/stories you have written etc.	Friday 15th May International Day of Families Enjoy a day together, make a nice family meal, ggl each other what makes you proud to be part of your family, hug your family tight!
		Art & Design Create your own Family Portrait. You can use any media you choose - pencil, chalk, paint, collage, etc. Your portrait can be realistic or abstract.	

Glow

- Pupil Emails
- SWAY
- OneNote



Remote Learning at Straiton and Kirkmichael Primaries




STRUTHERS PRIMARY

- P1 & P2 SeeSaw
- P3 – P7 MS Teams
- Giglets for Literacy
- Skype / Teams Check-Ins
- Oxford Reading Tree
- Sumdog



Lots of information for parents and a hub for classes can be found on our [school website](#).

Follow us
@StruthersSchool



Visit our [website](#) for virtual tours of EYC & P1 to support pupil transition!



Remote Learning Tarbolton Primary School and EYC



Teachers are delivering differentiated lessons via seesaw daily. Teachers will check in, in the morning with a video and set activities for the course of the day. As children post and respond with their work, teachers begin to interact via voice and written conversations.



EYP's set tasks on seesaw for each of their groups of children. For N4 and N5 pupils, teacher sets literacy and numeracy tasks via seesaw.

Virtual assemblies and lunchtime quizzes help to involve pupils, all staff members and the community whilst linking to Rights Respecting Schools. Our Say it out Loud group have been sending acts of kindness.

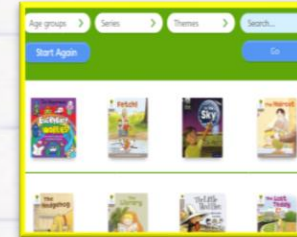


Staff communicate via virtual meetings and conversations on Microsoft Teams. This is also used as a planning and collaboration platform.

HT and DHT send regular videos to all classes to check-in. This is extended on a Friday with a whole school/community assembly which is created via Google Slides. In addition, we have one teacher delivering P.E. across the school, another delivering STEM and a third delivering Expressive Arts.




Children are engaging in a wide range of written, play based, active and digital tasks daily. We are making use of various sites including reading wise, espresso, tig tag and oxford owl (e-books). Assessments are taking place using platforms such as Microsoft Forms.



Children's ICT skills have massively improved and a real sense of ownership instilled in our learners as they are responsible for uploading their own work. In the upper stages, children are working collaboratively through media tasks.

Children evidence their work and post to their own learning journal with photographs, video and written evidence. Staff use this evidence to assess progress. Engagement is monitored daily and registers are taken. This allows for early intervention, to ensure all learners are engaging and receiving a high standard of home-learning.



Staff members are still liaising with external agencies e.g. cycling Scotland and active schools to provide lessons.



Parent interaction has been almost instant establishing a fantastic working relationship. Surveys have been issued to parents via forms to find a common approach to learning to suit all. Staff have adjusted approaches of delivery to suit.



Home Learning @ Troon Primary School

Weekly Learning

Class teachers produce weekly learning grids for EYC to P7.

Weekly grids include differentiated worksheets, weblinks, PowerPoints and photographs of how the learning should look.

These are e-mailed out to parents by year group and uploaded to our website each Monday.

Weekly grids are produced for those pupils who require additional support for their learning. These are produced by our pupil support teacher and e-mailed directly to the parents.

For families with no or limited access to ICT, we print and distribute weekly learning packs on a Monday to ensure all pupils have equal access to their learning.

Each class has a Team where they can communicate with their classmates and teacher. Any resources uploaded onto Teams are included in the weekly grid to ensure they are accessible to all.

Weekly food boxes delivered. This list is updated weekly.

We have adopted a whole school approach with clerical staff, janitorial staff and school assistants all supporting our learners.

TROON PRIMARY SCHOOL & EARLY YEARS CENTRE
Home Learning: Primary 7

Literacy		
Reading We are learning to respond to literal, inferential and evaluative questions. Task: Complete the First News Comprehension task below for your reading group. Remember to answer the questions using full sentences. Task: Read a book of your choice for at least 15 minutes a day.	Spelling We are learning to identify words with a 'd' keeping the vowel short Task: For each of your spelling words, write each word out in bubble writing or 3D effect letters. Colour each word in.	Writing We are learning to write a letter. Task: Write a letter to your local council. Your letter should be saved for local council to encourage wildlife to stay in the area. Be persuasive with your language. Give good reasons for your saying. Below is a planning sheet to help you carefully build your letter.
Numeracy		
Mental Arithmetic We are learning to use a variety of mental strategies to multiply single and double-digit numbers quickly.	Core Learning We are learning to identify and name angles of a shape.	ICT Support Tutorials available on: BBC Bitesize: https://www.bbc.co.uk/bitesize Maths Workout: https://mathsworkout.co.uk/ Username - Troon, Password - Troon Renewable Energy - Interactive: https://www.childrensuniversity.org.uk/activities/science/energy-and-the-make-electricity/
IDL - John Muir We are learning to be creative using the outdoor areas around us.	Health and Wellbeing We are learning to keep ourselves physically active. Physical Activity: PE with Joe live from 9am every morning on YouTube: https://www.youtube.com/watch?v=... Kids dance classes: https://www.youtube.com/watch?v=... Expressive Arts: The Little Art School teach children between 4 and 7 years old to draw and paint. They will be doing a daily online tutorial. Please tune in and take part. https://www.youtube.com/watch?v=...	




Mental - Time and Duration

Mental task; an adult at home should read out these questions and see the questions. Answers should be written in your jotter. At home, you may use it to help you work out the answer.

Try this game first to remind you of o'clock and half-past times on analogue and digital clock.

<https://www.primarygames.com/time/question1.htm>

Answers should be written either as a **digital time** - 10:30 or in words - ten thirty.

		
How long will it be 2 hours	1	Medium & Mild
What time will it be 8:30?	2	

TROON PRIMARY SCHOOL & EARLY YEARS CENTRE
Home Learning: Early Years

Dinosaur

English	
We are learning to write a story using role play or	We are learning to compare -
We are learning to write one, or listen to one of the (below) then put on a	Suggested
	<ul style="list-style-type: none"> Bath your your ca

Home Learning @ Troon Primary School

Communication and sharing the learning

EYC parents e-mail photographs of learning to the school mailbox.

P1-4 share their learning via Teams in the files section or the conversation feed.

P5-7 are using the assignments tab.

We have set up nurture Teams to provide emotional support to individuals. This is a safe environment where our nurture and SLT can provide one to one support of and when required.

We are using a range of online platforms such as Pearson Active Learn, Sumdog, Oxford Owl and Ten Town. We have made a conscious decision to stick with platforms that the pupils are familiar with.

A weekly Newsletter is shared electronically with all parents including photographs of the learning

We offer weekly pastoral support to both staff and our vulnerable families as well as technical support when needed. Home visits are completed as and when required.

We are producing a weekly sharing the learning video of photographs shared with the school. This will be uploaded to the school website and Twitter.

We are creating a Troon's Got Talent - Home Edition for pupils to share their talents. This will be shared with our school community and local care homes.



Wallacetown Early Years Centre, Ayr, Ayrshire

We created a website using GLOW Blogs that shares with parents the 2-3 and 3-5 year old developmental milestones and activities on how to help children achieve them. We are also using Twitter to provide ideas and links to interesting things that families can do together during this pandemic.

Home Link Milestones

Wallacetown Early Years Centre

Home

3-5 Hub ▼

2-3 Hub ▼

Home

Please access this website anytime for information, links to games, and ideas on activities to do with your child during the Coronavirus Pandemic, and remember – stay safe!

At Wallacetown Early Years Centre we are committed to creating good home links between our staff members and parents/carers. These days children are more engaged with digital technology than ever before. We hope that by creating a digital way for you and your child to engage online with our 30 milestones, we can improve outcomes for all children and close the gap between the most and least disadvantaged children in Scotland.

We have 30 milestones for children aged 3-5, covering Health & Wellbeing, Numeracy & Mathematics, and Literacy & English.

We also have 31 milestones for children aged 2-3, covering Wellbeing, Communication, and Promoting Curiosity, Inquiry & Creativity.