

P1 Term 2 Newsletter and Home Learning

Hello all,

WOW the first term has flown by and all pupils are doing amazing. It was lovely to meet you all at parents' night and I hope you enjoyed the October break. P1 are continuing to work exceptionally hard and you should all be very proud. Now we are a few weeks into our second term I have provided some information below of what we will be covering this term.

Literacy -

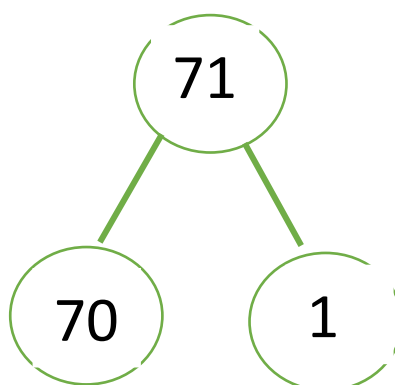
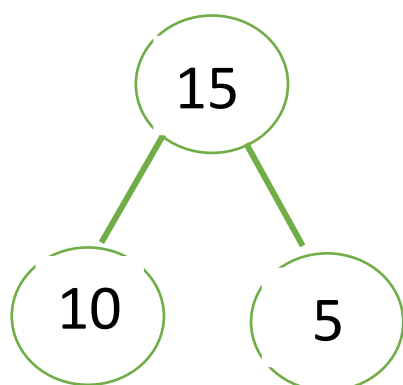
Reading books are now being sent home. These will be sent home on a **Monday** and should be returned on the **Friday**, as these books are rotated and other pupils will be reading them the following week. Please try and read with your child every night to develop their reading skills.

We are nearly finished our initial sounds and will be moving onto digraphs where we will be continuing to extend our learning with trickier words. At Holmston we use the Talk4Writing approach and this term our model text is The Gingerbread Man. P1 will use a story map and create actions to help internalise the story. During this time we will develop our comprehension skills through a variety of activities and P1 will even create their own story map to support them when verbally retelling the story. At the end of this block of writing our learning goal is to attempt to write at least 1 sentence from our story using capital letters, full stops and finger spaces whilst using our story map to support our writing.

I have attached below a table that explains the language we use in class within literacy.

Numeracy -

Within numeracy we are learning to partition numbers. This mean breaking a number up and showing the value of each digit. We have been working hard partitioning within 20 and are beginning to challenge ourselves with numbers beyond 20. After a few more weeks of this we will be moving onto number stories where P1 will explore and learn the different ways to make a number through addition.



Topic -

Our topic this term is Diwali and we have been learning the story of Rama and Sita. We have been exploring Rangoli, henna, making Diwali cards and will be creating, daya lamps. We also have some very special visitors coming into class in the next couple of weeks to talk about Diwali in our local community.

We are also beginning our nativity practice. This is a big event at Holmston with P1 and P2 involved in putting on a spectacular performance. We are working hard on our singing and will be organising the roles soon.

Home Learning -

If you are keen to continue what we are learning in class, I have attached links below to some online games.

[Sound It Out Game - Phonics & Stuff](#)

[Balloon Phonics: Three-Letter Words CVC Game](#)

[Place Value Basketball - Dienes Game for 5 to 8 Year Olds](#) (This can be within and beyond 20)













[Blast Off - Mental Maths for 5 to 8 Year Olds](#)

Again, if you have any questions grab me at the end of the day.

Miss Hunter 😊

<p>Decoding (reading) and we blend to read the words.</p>	<p>Encoding (writing) and we segment the word to help identify the sounds to write.</p>
<p>As children learn their sounds, they are taught how to blend sounds together for reading:</p> <p>b-u-g...b-u-g...bug</p> <p><i>Children 'sound out' the words, gradually increasing the speed until they can read the word.</i></p>	<p>They are also taught to write words by stretching them out to segment the word out for writing:</p> <p><i>The word is 'fog'...</i> <i>fffffffffff oooooooooo ggggggggggg</i></p> <p>What sound can you hear first? What sound can you hear next? What about the last sound?</p> <p><i>fffffffffff oooooooooo ggggggggggg</i></p> <p><i>As children identify the sounds in the words, they have a try at writing them down.</i></p>

Rhymes for letter formation - taken from Read Write Inc.

<p>a</p>  <p>Around the apple and down the leaf.</p>	<p>b</p>  <p>Down the laces to the heel and around the toe.</p>	<p>c</p>  <p>Curl around the caterpillar.</p>	<p>d</p>  <p>Around the dinosaurs bottom, up his tall neck & down to his toes.</p>	<p>e</p>  <p>Lift off the top and scoop out the egg.</p>	<p>f</p>  <p>Down the stem and draw the leaves.</p>
<p>g</p>  <p>Around the girls face, down her hair and give her a curl.</p>	<p>h</p>  <p>Down the head, to his hooves and over his back.</p>	<p>i</p>  <p>Down the body and dot for the head.</p>	<p>j</p>  <p>Down his body, curl, dot for his head.</p>	<p>k</p>  <p>Down the kangaroo's body tail and leg.</p>	<p>l</p>  <p>Down the long leg.</p>
<p>m</p>  <p>Down Maisie, mountain, mountain.</p>	<p>n</p>  <p>Down Nobby and over his net.</p>	<p>o</p>  <p>All around the orange.</p>	<p>p</p>  <p>Down the pirates plait and around his face.</p>	<p>qu</p>  <p>Round her head, up past her earring, down her hair, and flick.</p>	<p>r</p>  <p>Down the robots back and curl over his arm.</p>
<p>s</p>  <p>Slither down the snake.</p>	<p>t</p>  <p>Down the tower, across the tower.</p>	<p>u</p>  <p>Down and under, up to the top and draw the puddle.</p>	<p>v</p>  <p>Down a wing, up a wing.</p>	<p>w</p>  <p>Down, up, down, up.</p>	<p>x</p>  <p>Down the arm and leg, repeat the other side.</p>
<p>y</p>  <p>Down a horn, up a horn and under head.</p>	<p>z</p>  <p>Zig-zag-zig.</p>				