

## Primary 1 Newsletter & Home Learning- 11<sup>th</sup> December 2020

P1 have been so busy over the past few weeks!

One of the children's most important jobs has been to write a letter to Santa

Claus. Because the P1 children are superstars, ✨ they were able to think of lots of examples of their exceptional behaviour and good manners to share with Santa. The children also thought carefully about what they would like to ask for from Santa Claus. We were SO impressed with how the children have been using their Phonics knowledge to help support their writing. This week we took a walk along to one of our local post boxes in order to send the children's letters off to Santa. Hopefully we'll hear back before the end of term!




## Maths

We have been having a fab time exploring shape and the children are becoming very confident with recognising and describing 3D objects.

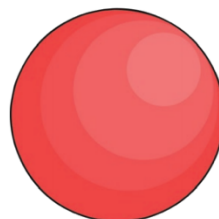
Here are some of the 3D objects the children have learned so far:



**cube**



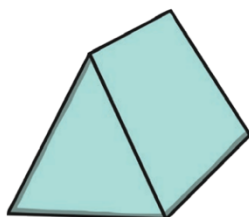
**cylinder**



**sphere**




**square-based pyramid**



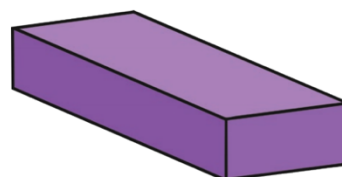
**triangular prism**

We have been exploring what 2D shapes we can see in the faces of these 3D objects.... For example, a triangular prism has faces which are triangles and rectangles.

The children have had a fab time creating their own models/buildings/construction using 3D objects in our classroom.



**cone**



**cuboid**

Some songs the children have enjoyed to support their learning:

<https://www.youtube.com/watch?v=2cg-Uc556-Q>

<https://www.youtube.com/watch?v=guNdJ5MtX1A>




## Phonics

We have continued to focus on revising the 26 taught sounds:

s, a, t, p, i, n, r, m, d, e, c, k, g,  
l, f, o, b, u, h, j, v, y, z, x, w, **qu**

### Phonics Song

<https://www.youtube.com/watch?v=jPVbJ-IaHIw>



More recently the children were introduced to their first **digraph**:

What is a  
**digraph**?



A **digraph** is the term  
used for 2 **letters**  
(**graphemes**) which make 1  
**sound (phoneme)**, e.g:

**q** and **u** together says  
'qu'





Once we have finished revision all of the taught sounds, we will continue learning more **digraphs**, which we will then share with you.

Within phonics sessions we focus on the **sounds (phonemes)** that the **letters (graphemes)** make. For example:

The **letter name** is 'w' and the **letter sound** is 'www'.

During phonics the children have a try at making the sounds and writing the letters for the sound being taught.

We focus on **blending** sounds for **reading**:


"We can read the sounds. What is the first sound? **w** What about the next sound? **i** And the last sound? **nnnnnnn** Now let's blend the sounds together."

w.....i.....n, w...i...n, w.i.n → **win**

And we focus on **segmenting** words for **writing**:

"The word is **web**. **STRETCH** the word out: **wwwweeeeee bbbbbb**. What sounds can you hear? What is the first sound? What is the middle sound? What is the last sound?"

**www....eee....bbbb- web**




When teaching the children how to form the letters we use the following verbal patterns:



Slither down the snake.



Around the apple and down the leaf.



Down the tower, across the tower.



Down the pirates plait and around his face.



Down the body and dot for the head.




Down Nobby and over his net.



Down the robots back and curl over his arm.



Down Maisie, mountain, mountain.



Around the dinosaurs bottom, up his tall neck & down to his toes.



Lift off the top and scoop out the egg.



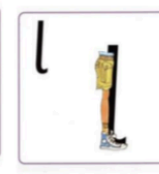
Curl around the caterpillar.



Down the kangaroo's body tail and leg.




Around the girls face, down her hair and give her a curl.



Down the long leg.



Down the stem and draw the leaves.



All around the orange.



Down the laces to the heel and around the toe.



Down and under, up to the top and draw the puddle.



Down the head, to his hooves and over his back.



Down his body, curl, dot for his head.




Down a wing, up a wing.



Down a horn, up a horn and under head.



Zig-zag-zig.



Down the arm and leg, repeat the other side.



Down, up, down, up.



Round her head, up past her earring, down her hair, and flick.

## At Home

You can continue to support your child with their learning in many ways:

- Continue to encourage children to read and write their **Green Words** and **Red Words**.
- Please seek many opportunities to read, read, read! Remember that picture books can offer a wealth of opportunities to support children's reading comprehension, as well as creating many starting points for discussions around a story. With any of the children's books, do look for opportunities for children to spot their known sounds and tricky words within a book.
- Do remember that as we approach the end of term, our P1 children will likely get increasingly tired. It has been a long first term at school and they have been INCREDIBLY busy with their learning.
- Explore 3D objects at home and when outside of the house:



What objects have been used to build the house?

I can see a cuboid, a cylinder and a triangular prism.

- A game you could access online can be found here:

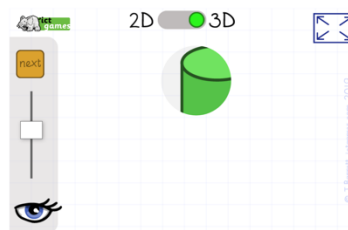
<https://www.ictgames.com/mobilePage/shiftingShapes/index.html>

Move the cursor around to reveal parts of the hidden 3D object.

"What shapes can you see?"

"What do you notice about the faces?"

Click on the **EYE** to reveal the hidden object.





### Upcoming Events

**11<sup>th</sup> December-** School Christmas Dinner

**14<sup>th</sup> December-** Last day to bring in Class Bubble Christmas cards

**16<sup>th</sup> December-** Outdoor (socially-distanced) P1 Nativity

*THIS WILL BE CONFIRMED ON MONDAY 14<sup>th</sup> DECEMBER AND WILL BE  
DEPENDENT ON WEATHER AND COVID-19 GUIDELINES*

**WB 14<sup>th</sup> December-** Virtual Pantomime

**WB 21<sup>st</sup> December-** Virtual visit from Santa Claus

We do hope to continue to use our outdoor classroom over the next couple of weeks and as the weather can be cold, please do ensure that your child comes to school with appropriate clothing: hat, scarf, gloves, boots etc.

*Thank you again for all of your support and please remember to come and speak with us should you have any questions or concerns.*

*As this will be our last Newsletter before the Christmas break, we'd like to take the opportunity to wish you and your loved ones a fabulous Christmas and happy Hogmanay- here's to 2021 being a more 'normal' year!*

*Best wishes,*

Mrs P-B, Mr Locksley and Sharon