



P2 Jungle Newsletter

4/12/20



WOW!! Can you believe we are in the month of December already :) We have had lots of fun during Global week where we enjoyed learning about Italy. Miss Audino shared some of her family stories and we talked about our Holmston Global Community. We enjoyed measuring, mixing and shaking different ingredients to make our very own vanilla ice-cream. We then enjoyed naming our ice-cream to write our recipes. FANTASTICO. We also enjoyed exploring the story of Pompeii and volcanoes as part of our child led learning :) Miss Johnston was able to bring in actual volcanic rock from Pompeii. Super fact finding P2.

We have also been working hard on rounding and estimating. We enjoyed creating our class number lines by estimating each number to write it on the number line and rounding it to the nearest 10. We had super fun using our Mathematicians thinking head to estimate how many objects were in the jar. Great Job P2.

Literacy

Our new digraphs for next week will be 'ow'. The following week, we will be working on digraph 'ou'. Please click on the links below to watch Geraldine the Giraffe for our new sounds. I wonder what you can find in your home featuring our new digraphs. We will also be working on the story of 'ow' and 'ou' to find and write the missing words using our digraphs. It would be great if the children could try a similar activity at home e.g. using a highlighter to highlight words they can find with the 'ow' or 'ou' digraph. Maybe you could find your new digraph on some Christmas books or magazines. We have provided a list of spelling words for you to try at home. It would be great if you could work on some spelling activities with the children to build and spell these words. Can you think of any other words featuring these digraphs? Can you write a sentence with these words? Can you spot them when your out and about? It would also be great if you could work on your new tricky words list. We have attached some fun spelling games that you could try. You can also try the fun games listed below. Remember to be creative and have fun :)

Geraldine the Giraffe (ow) - <https://www.youtube.com/watch?v=GJtvjxBYqZI>

Geraldine the Giraffe (ou) - <https://www.youtube.com/watch?v=qtCB7CYH3I>

Education City— (ow) - 'Clown in The Town' - Literacy—
Early—Early *

Activity **Clown in Town**
Letter pattern 'ow'

Literacy > Early > Early *

Learn the /ou/ sound spelled 'ow'.

34693 phonics letter-sound correspondence letter so

Education City—(ou) - 'Mouse in the house'
Literacy—Early—Early***

Activity **Mouse in the House**
Vowel digraph 'ou'

Literacy > Early > Early ***

Learn the /ou/ sound spelled 'ou'.

33460 reading phonics phonemic awareness vowel digrap

Number

This week we have been focusing on rounding and estimating. It would be great if you could consolidate this learning at home. A fun activity that we have enjoyed is estimating how many items are in the jars. You could do this at home with pasta, sweeties, buttons, grapes, pebbles.....the list is endless. Make it a family fun game and count how many to find out who guessed the number closest to the total.

It would also be great if you could make your very own number line to estimate where the numbers would be. Try this from 0-10 and then 10-20. Perhaps try a challenge and make a big number line from 0-20. You could draw this outside using chalk or using crafty materials at home. Can you remember the rule for rounding to the nearest 10; if the number is 5 or more we round up to 10, if the number is 15 or more we round up 20. Can you round the numbers on your number to the nearest 10 eg, is 8 closer to 10 or 0, is 12 closer to 10 or 20.

We will be starting to look at 2D and 3D shapes. It would be great if you could name different shapes in the environment that you can see around you. We will be focusing on, circle, square, triangle, rectangle, hexagon, pentagon and octagon for 2D shape and sphere, cone, cube, cuboid and cylinder for 3D shape. Can you name the shapes? How many can you find?

Try this fun rounding game at home and remember to click up to 99 to nearest 10.

Rocket Rounding—<https://www.topmarks.co.uk/maths-games/rocket-rounding>





P2 Jungle Newsletter



4/12/20

Sumdog




The children really enjoy playing Sumdog, please continue this at home. If you need a copy of your log-in details then please let us know and we will send it home with your child.

Christmas

21 more sleeps until CHRISTMAS!!! We have been busy little elves preparing for our Christmas Surprise. We have been wrapping, decorating, rehearsing and spreading our Christmas Cheer. Thank you for sending in your Christmas Props. More fun festive information to follow. HO HO HO!!!

Reading

We hope you have all enjoyed reading at home with your child using Oxford Owl e-books. Please find your new reading book for the next 2 weeks. There are also fun follow up activities to complete relating to each story book. . The instructions are attached to this email for more information on how to log into our ' **Class P2 Account**' and how to access the reading books. Please see your **laminated reading card** to identify your child's reading group. If you have any questions please let us know. We are always happy to help :)

<u>Reading Books</u>		
Spiders & Bumble Bees 	Worms & Butterflies 	Caterpillars & Ladybirds 
'Too Hot'	'The Lost Chimp'	'Leek Hot Pot'

Evidence Me

We hope you are enjoying sharing your child's learning together at home and thank you for your feedback and updates. We enjoy looking and talking about them together in class. Super Home Learning.

Watch out for some fun festive observations coming your way :)

Have a lovely relaxing weekend,

Sending lots of social distance high fives,

Miss Audino and Miss Johnston



P2 Jungle Newsletter

4/12/20

Number Line



P2 Jungle Newsletter

4/12/20

Spelling List

Week 1	Week 2
--------	--------

OW	OU
owl	count
brown	house
growl	round
now	outside
crown	sound
allow	mouse

Common/tricky words to practise:

how	round
where	found
now	wish
too	men

Spelling Activity Grid P2

Please choose a spelling activity to complete! 😊



<p>Rainbow Writing Write out your spelling words in different coloured pencils.</p>	<p>Pyramid spelling Write 5 of your spelling words in the shape of a pyramid. Eg. home h ho hom home</p>	<p>Spelling Jumble Write out 5 of your spelling words with all the letters mixed up. Ask an adult if they can guess the word.</p>
<p>Draw your words Draw a picture for 3 of your spelling words. Ask an adult to guess what the pictures are.</p>	<p>Spelling Catch! Find a ball and someone to help and then take it in turns to say a letter from your word, passing the ball, until it is complete!</p>	<p>Silly Sentences Write 3 silly sentences using a spelling word in each one! Underline your spelling word.</p>
<p>Backwards Words Write your spelling words out backwards.</p>	<p>ABC Order Put your words into alphabetical order. If you need to write out the alphabet to help!</p>	<p>Spelling Shapes Draw 5 shapes and write a spelling word inside each of them!</p>



As always have fun with the sounds and numbers within the environment around you!!