



## P2 Jungle Newsletter



20/11/20

What a busy and wonderful week we have had in P2. We enjoyed presenting our wonderful 'Human Body' fact files and learning about different body parts and what they do for our bodies. We also had lots of fun drawing around our friends to place the different organs and bones in the correct position. We have also enjoyed celebrating 'Book Week' where we have been reading books by Julia Donaldson. We particularly enjoyed making our Gruffalo's and learning how to retell the story using sign language :)

Super Job beginning your weekly dictation by using your sound knowledge and writing techniques to form your independent sentences. We are so proud of you all :)

### Literacy

Our new digraphs for next week will be 'ew'. Please click on the links below to watch Geraldine the Giraffe for our new sound. I wonder what you can find in your home featuring the new digraph. The following week, we will be consolidating digraphs 'ew' and 'au' by focusing on identifying which digraph to use when word building. We will also be working on the story of 'ew' and 'au' to find and write the missing words using our digraphs. It would be great if the children could try a similar activity at home e.g. using a highlighter to highlight words they can find with the 'ew' or 'au' digraph. This could be from a magazine, newspaper, leaflet etc. We have provided a list of spelling words for you to try at home. It would be great if you could work on some spelling activities with the children to build and spell these words. Can you think of any other words featuring these digraphs? Can you write a sentence with these words? Can you spot them when your out and about? It would also be great if you could work on your new tricky words list. We have attached some fun spelling games that you could try. You can also try the fun games listed below. Remember to be creative and have fun :)

Geraldine the Giraffe (ew) - <https://www.youtube.com/watch?v=ZoJmFjUAGh4>

Geraldine the Giraffe (au) - <https://www.youtube.com/watch?v=dOHDkQGhku4>

Education City— (ew) - 'My Heroes Flew' - Literacy—  
Early—Early \*\*\*

**Activity**

**My Heroes Flew**  
**Grapheme 'ew'**

**Literacy > Early > Early \*\*\***  
 Read words with the grapheme 'ew'.

3483
 creative skills
reading
phonics
blending and segmenting

Education City—(sentence building) - 'Pet Shop'  
Literacy—Early—Early\*\*

**Activity**

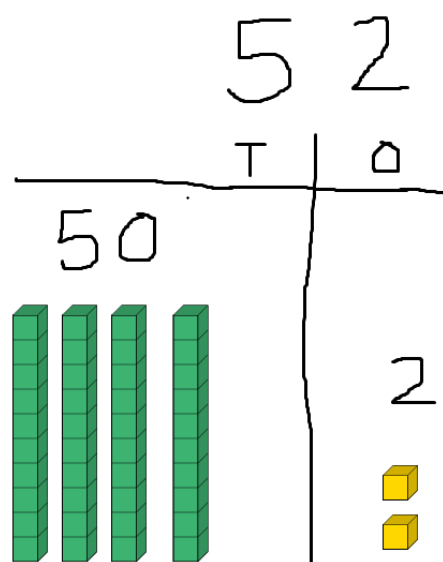
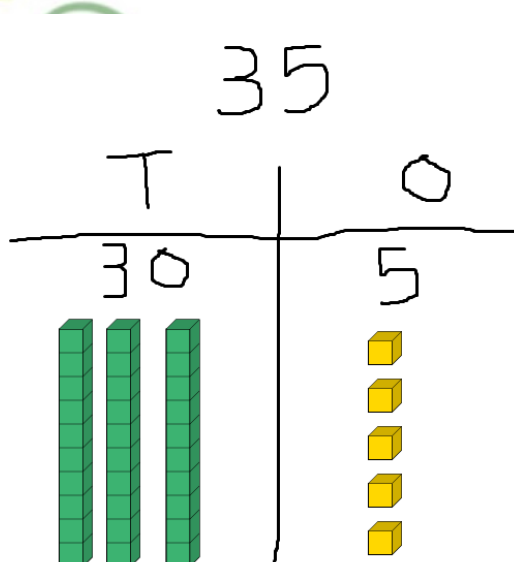
**Pet Shop**  
**Building sentences**

**Literacy > Early > Early \*\***  
 Listen to a sentence and order the phase 2 words (+the) to build the sentences.

25626
 high frequency words
reading
word order
sentence structure
sentences
ph

### Number

For the next two weeks we will be focusing on 'Partitioning'. This involves identifying how many 'tens' and 'ones' are needed to make up a number e.g. the number 35 is made up of 3tens which makes 30 and 5ones, and the number 52 is made up of 5tens which makes 50 and 2ones, we would show it like this;







## P2 Jungle Newsletter



20/11/20

Please watch the learn screen called 'Partition Party' for more information and play the game 'Bumper Cars' on Education City. Also check out the websites below where you can use the 'Dienes Blocks' to build a number using tens and ones just like the picture examples. We also love our 'Dolphin Bubble' game where we must use our partitioning skills to identify the correct bubble to pop. You can use lots of different objects at home to represent 'tens and ones' such as counters, grapes, sweets, pasta or cubes. Remember how many tens we use when representing numbers from 10-19.....we only have 1 ten. I wonder what BIGGER NUMBERS you can partition. Have fun little Mathematicians!

Education City—Learn screen 'Partition Party' -



Education City—'Bumper Cars' - Numeracy First First\*



Dienes Blocks (building tens and ones using cubes) - <https://mathsbot.com/manipulatives/blocks>

Dolphin Bubble partitioning game—<https://mathsbot.com/manipulatives/blocks>

### Sumdog

The children really enjoy playing Sumdog, please continue this at home. If you need a copy of your log-in details then please let us know and we will send it home with your child.

### Global Week

To celebrate Global Week, we will be learning about Italy and we will be taking part in some fun and exciting activities. It would be great if you could find out some interesting facts about Italy to share with our friends and teachers during our 'Circle Time' sessions throughout this week. FANTASTICO!!!




### Christmas

CHRISTMAS!!!! Yes Christmas. Can you believe we are nearly at that time already? Due to the current restrictions we will unfortunately be able to take part in a nativity performance with P1 and P3. However, DO NOT FEAR we have a fun filled secret idea to save the Christmas cheer :) but we need YOUR help. We are looking for Christmas props such as Santa hats, Christmas head-bands, funky glasses, tinsel (to wear), Christmas wrapping paper and Christmas outfits that your child would like to wear. Please label all props with your child name for us to quarantine and return safely. Thank you little elves hee hee!!

### Reading

We hope you have all enjoyed reading at home with your child using Oxford Owl e-books. Please find your new reading book for the next 2 weeks. There are also fun follow up activities to complete relating to each story book. The instructions are attached to this email for more information on how to log into our 'Class P2 Account' and how to access the reading books. Please see your laminated reading card to identify your child's reading group. If you have any questions please let us know. We are always happy to help :)

#### Reading Books

+ <u>Reading Books</u>		
<u>Spiders &amp; Bumble Bees</u> 	<u>Worms &amp; Butterflies</u> 	<u>Caterpillars &amp; Ladybirds</u> 
'Lemon Pip'	'No Tricks Gran'	'Jack'





## P2 Jungle Newsletter

20/11/20

### Evidence Me

It has been great hearing such positive feedback from you all regarding 'Evidence Me'. It is just wonderful that you have enjoyed sharing your child's learning observations at home together. The children are always so proud and excited to share their learning. It is also fantastic to see some of the home-learning taking place on the 'Parent Postcard' section and we have enjoyed talking about the learning in class with our friends and teachers. What a wonderful way to celebrate your child's achievements and continuing our important home/school link. If you have any questions please contact the school directly. As always we are happy to answer any questions :)

Thank you for your continued support and if you have any questions please contact us. We truly feel so lucky to have such wonderful parents and children in our FANTASTIC P2 class :)

Have a lovely relaxing weekend,

Sending lots of social distance high fives,

Miss Audino and Miss Johnston





P2 Jungle Newsletter

20/11/20

Spelling List

Week 1



	<u>ew</u>
drew	
flew	
chew	
grew	
threw	
blew	

Common/tricky words to practise:

what
many
soon
book

Week 2 will be used to consolidate our new digraphs au and ew. Please revisit all spelling words and think of your own, exciting words!

au

sauce

because

applaud

pause

Paul

Laura

ew

drew

flew

chew

grew

threw

blew

## Spelling Activity Grid P2

Please choose a spelling activity to complete! 😊



<b>Rainbow Writing</b> Write out your spelling words in different coloured pencils.	<b>Pyramid spelling</b> Write 5 of your spelling words in the shape of a pyramid. Eg. home h ho hom home	<b>Spelling Jumble</b> Write out 5 of your spelling words with all the letters mixed up. Ask an adult if they can guess the word.
<b>Draw your words</b> Draw a picture for 3 of your spelling words. Ask an adult to guess what the pictures are.	<b>Spelling Catch!</b> Find a ball and someone to help and then take it in turns to say a letter from your word, passing the ball, until it is complete!	<b>Silly Sentences</b> Write 3 silly sentences using a spelling word in each one! Underline your spelling word.
<b>Backwards Words</b> Write your spelling words out backwards.	<b>ABC Order</b> Put your words into alphabetical order. If you need to write out the alphabet to help!	<b>Spelling Shapes</b> Draw 5 shapes and write a spelling word inside each of them!



As always have fun with the sounds and numbers within the environment around you!!