



## P2 Jungle Newsletter



6/11/20

What a busy and wonderful week we have had in P2. We enjoyed using our imaginations to create our Spooky Halloween acrostic poems and have been working hard when counting in 5's. Check out 2Simple for our learning pictures. We had a lots of fun at our Halloween party and we loved seeing all of your Halloween costumes. We also enjoyed learning about 'Dia de los Muertos' and how this is celebrated in Mexico.

### Literacy

Next week, we will be continuing our focus on 'Word Building'. Our new digraphs for the next two weeks are 'ue', 'aw', 'au'. Please click on the links below to watch Geraldine the Giraffe for each sound. I wonder what you can find in your home featuring these digraphs. We have provided a list of spelling words for you to try at home. It would be great if you could work on some spelling activities with the children to build and spell these words. Can you think of any other words featuring these digraphs? Can you write a sentence with these words? Can you spot them when you're out and about? It would also be great if you could also work on your new tricky words list. We have attached some fun spelling games that you could try. You can also try the fun games on Education City listed below. Remember to be creative and have fun :)

Geraldine the Giraffe (ue) [https://www.youtube.com/watch?v=BCeE3B\\_tAq8](https://www.youtube.com/watch?v=BCeE3B_tAq8)

Geraldine the Giraffe (aw) <https://www.youtube.com/watch?v=7xvdbR6gO60>

Geraldine the Giraffe (au) <https://www.youtube.com/watch?v=dOHDkQGhku4>

Education City— (ue) Search for 'To the Rescue' -



Education City— (aw) Search for 'Paws and Claws' -



Education City— (au) Search for 'Autumn Launch'



### Number

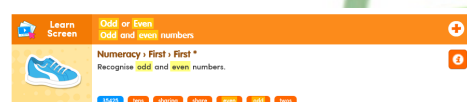
Next week we will be focusing on counting in 2's. We will continue to look at our 100 number square grid to identify the number patterns that we can see when counting in 2's; remember that the numbers will end in a 0,2,4,6 or 8. Use the interactive 100 square splat grid to splat multiples of 2. We will also be using different resources when grouping in 2's. I wonder what you can use at home when counting to make groups of 2, e.g. socks, spoons, sweets or shoes etc. how many groups of 2 can you make and count? It would be great if you could practise counting in 2's at home. We enjoy doing this outdoors on our 100 number square by jumping on the multiples of 2. I wonder if you could make your own at home. We will also be exploring 'odd' and 'even' numbers. Remember if the number ends in a 0,2,4,6 or 8 then the number is 'even'. If the number ends in 1,3,5,7 and 9 then the number is 'odd'. Please watch the 'Learn Screen' link on Education City below for an explanation on 'odd' and 'even' numbers. Also, check out our fun class counting in 2's song. We love this :)

Counting in 2's song—<https://youtu.be/GvTcpfSnOMQ>

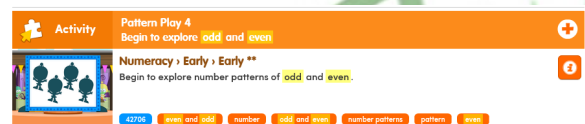
Education City—(Counting in 2's) 'Deep Sea Discoveries'



Education City— This is an explanation of Odd and Even Numbers— Please search for the 'Learn Screen' called 'Odd or Even'




Education City— Work on Odd and Even Numbers. Search for 'Pattern Play 4'



Splat Multiples of 2, splat the odd numbers and splat the even numbers

—<https://www.topmarks.co.uk/learning-to-count/paint-the-squares>





## P2 Jungle Newsletter



6/11/20




### IDL

Following on from the children's interest from 'Coco' and learning about the celebration of 'Dias de los Muertos' we will be exploring bones and the human body. The children have been asking lots of questions to make our class 'Wonder Wall'. It would be great if you could do a little research into the human body and create a fact file or an A4 poster at home. If the children would like to share their fun facts then please bring it in by Monday 16th of November to enable us to quarantine for 72hours. As always this should be child led following their interests. Have fun :)

### Reading

We have been taking part in some fantastic reading in class and we are now able to access 'Oxford Owl E-books' for you to read together with your child at home. There are also fun follow up activities to complete relating to each story book. This is the same website that we used in Primary 1 during lockdown. Please see the instructions attached to this email for more information on how to log into our 'Class P2 Account' and how to access the reading books. We have sent a laminated reading card home with your child to identify which new reading group they are in. If you have any questions please let us know. We are always happy to help.

#### Reading Books

<u>Spiders &amp; Bumble Bees</u>	<u>Worms &amp; Butterflies</u>	<u>Caterpillars &amp; Ladybirds</u>
		
'Run Run'	'Toads in the Road'	'Posh Shops'

### 2Simple

We have launched :) Please remember to check your emails for your child's observations. This will be sent today Friday 6th of November and every two weeks after alongside our fortnightly newsletters. Thank you for confirming your account and we hope that you enjoy sharing your child's learning at home. If you have still to confirm your account then please check your emails and junk mail for the link. We will resend the link again to the parents who have yet to confirm. This is a great opportunity for your child to reflect on their learning with you and to enjoy celebrating their achievements together. If you have any questions please contact the school directly. As always we are happy to answer any questions :)

Thank you for your continued support and if you have any questions please contact us. We truly feel so lucky to have such wonderful parents and children in our FANTASTIC P2 class :)

Have a lovely relaxing weekend,

Sending lots of social distance high fives,

Miss Audino and Miss Johnston



# 100 Square

1	2	3	4	5	6	7	8	9	10
11	12	13	14	15	16	17	18	19	20
21	22	23	24	25	26	27	28	29	30
31	32	33	34	35	36	37	38	39	40
41	42	43	44	45	46	47	48	49	50
51	52	53	54	55	56	57	58	59	60
61	62	63	64	65	66	67	68	69	70
71	72	73	74	75	76	77	78	79	80
81	82	83	84	85	86	87	88	89	90
91	92	93	94	95	96	97	98	99	100

## Spelling Lists

Week 1

Week 2

ue	aw	au
blue	jaw	sauce
glue	draw	because
clue	crawl	applaud
true	saw	pause
Sue	hawk	Laura
	awful	Paul

Common/tricky words to practise:

blue	very	their	because
best	took	some	week
number	fast	them	keep
other	there	last	when

## Spelling Activity Grid P2

Please choose a spelling activity to complete! 😊



<p><b>Rainbow Writing</b> Write out your spelling words in different coloured pencils.</p>	<p><b>Pyramid spelling</b> Write 5 of your spelling words in the shape of a pyramid. Eg. home h ho hom home</p>	<p><b>Spelling Jumble</b> Write out 5 of your spelling words with all the letters mixed up. Ask an adult if they can guess the word.</p>
<p><b>Draw your words</b> Draw a picture for 3 of your spelling words. Ask an adult to guess what the pictures are.</p>	<p><b>Spelling Catch!</b> Find a ball and someone to help and then take it in turns to say a letter from your word, passing the ball, until it is complete!</p>	<p><b>Silly Sentences</b> Write 3 silly sentences using a spelling word in each one! Underline your spelling word.</p>
<p><b>Backwards Words</b> Write your spelling words out backwards.</p>	<p><b>ABC Order</b> Put your words into alphabetical order. If you need to write out the alphabet to help!</p>	<p><b>Spelling Shapes</b> Draw 5 shapes and write a spelling word inside each of them!</p>



As always have fun with the sounds and numbers within the environment around you!!