



P2 Jungle Newsletter

28/08/20



What a busy and fantastic week we have had in P2. We have been working hard in Literacy by using our sound knowledge to write our 'All About Me' frame to share with our friends. We have also had lots of fun counting on and counting back to 50 and beyond and also working hard on number formation. We have had lots of fun and giggles looking at symmetry and using the mirrors to help us to draw the other half of our faces; linking to our 'All about Me' week. The children have settled into their daily school routine and are enjoying their morning jobs, daily tasks and daily challenges. Next week, we will be starting our 'Fairytale' topic and focusing on some fun learning activities relating to 'The three Little Pigs'.

Literacy

Next week, we will be focusing on recapping the sounds that we have learned. This will include single letter recognition, double letter (digraph) recognition, word building, letter formation and blending. It would be wonderful if you could work on single letter recognition, tricky words and letter formation at home. We are also working hard on spelling our tricky words and using them in our sentences. We like to count how many tricky words we can use in a sentence; this can be written or spoken. Please use the sound mat and the formation rhymes when practising letter formation eg, "around the dinosaurs bottom up its tall neck and down to its feet". Make it fun and practical such as helping to write a shopping list, messy play writing, outdoor environment writing, writing their own imaginative stories, writing a recipe for a cake or a letter to a friend. The children really enjoy the following online learning games; please see the list of Education City games on the next page.

Websites

Letter Formation—<http://www.ictgames.com/mobilePage/skyWriter/index.html>

Tricky words—<https://www.ictgames.com/littleBirdSpelling/>

Number

Next week, we will be focusing on addition and subtraction. It would be great to recap on the strategies that the children have learned eg, 'counting on' by putting the big number in your head and adding how many more. Also the strategy of 'counting back' putting the big number in your head and counting back. Please use practical materials such as pasta, grapes, sticks, pebbles, coat hangers and pegs etc and a number line to help support the children. Please see attached. Also, please try these fun online games at home;

Websites

Addition to 10 using images—<https://www.topmarks.co.uk/addition/addition-to-10>

Addition to 10, 15 and 20(use the number line to help you) -

<https://www.topmarks.co.uk/addition/robot-addition>

Subtraction—Working within 10 using images—<https://www.topmarks.co.uk/subtraction/subtraction-to-10>

Subtraction—quick mental rounds—<https://www.arcademics.com/games/mission>

Subtraction— Challenge—work with single/double numbers from 10—30. Work at your own pace. <https://www.topmarks.co.uk/maths-games/subtraction-grids>

Topic

The children have demonstrated a shared interest in building and design and have made some fantastic and detailed structures in the construction area. To follow child initiated learning we are going to focus on the story of 'The Three Little Pigs'. It would be great to spark their imagination by looking at different homes around the world and the materials that they use and why.

Reading

For the time being, we are unable to issue reading books to take home. We will focusing on one-to-one reading with the children to recap on the reading strategies that we have learned. Please continue to read each day with the children and take part in some fun shared reading together. It would be great if the children could read and talk about their favourite fairytales. They also might enjoy a challenge of creating their own story map linking to our 'Talk 4 Writing'.


As always please work at your own pace and try to build the learning activities into every day home life and routines. We understand that it is still early days and we are all still trying to adjust the best we can. Your families happiness and wellbeing is key. The children are very busy each day in class so have fun at home learning together.

Please see the support materials attached and we look forward to hearing all about the children's weekend news on Monday. It is great to be back with the children and learning together! Thank you for your continued support and please reach for us at anytime.

Have a lovely and relaxing weekend!

Sending lots of social distance high fives!

Miss Audino & Miss Johnston




Education City Resources


Please use your Education log in username and password to try these fun games at home. The children are recapping on Early level *** and perhaps try a challenge by exploring First level *. Have fun!!!


Literacy Early *** Level Digraph

Literacy Early level *** Tricky words




Garden Adventure
Digraphs sh, ch, ng, th







Add to MyCity




Version Summary:
Practise blending and segmenting to read and spell words containing consonant digraphs from phase 3. Requires audio.



Objectives:
ENG 0-12a / LIT 0-13a / LIT 0-21aI explore sounds, letters and words, discovering how they work together, and I can use what I learn to help me as I read and write.
ENG 0-12a / LIT 0-13a / LIT 0-21aI explore sounds, letters and words, discovering how they work together, and I can use what I learn to help me as I read or write.



Play



Whiteboard Mode



Stig's Tree Adventure
Read and spell tricky words





Add to MyCity



Version Summary:
Reading and spelling tricky words (he, she, we, me, be, was, you, they, all, are, my, her)



Objectives:
ENG 0-12a / LIT 0-13a / LIT 0-21aI explore sounds, letters and words, discovering how they work together, and I can use what I learn to help me as I read and write.




Play



Whiteboard Mode

Number Line



0

1

2

3

4

5

6

7

8

9

10

11

12

13

14

15

16

17

18

19

20

21

22

23

24

25


26


27

28

29

30





List of Tricky words to recap

Set 1	Date	Set 2	Date	Set 3	Date	Set 4	Date
I		go		so		are	
the		to		be		come	
you		my		was	.	some	
me		said		do		have	
no		she		your		all	
we		he		of		there	

Set 5	Date
because	
like	
going	
said	
put	.
saw	

List of Sounds to recap

<u>Sound 1</u>	<u>Date</u>	<u>Sound 2</u>	<u>Date</u>	<u>Sound 3</u>	<u>Date</u>	<u>Sound 4</u>	<u>Date</u>
a		r		ck		u	
t		m		g		h	
s		d		l		j	
i		e		f		v	
p		c		o		y	
n		k		b		z	

<u>Sound 5</u>	<u>Date</u>	<u>Sound 6</u>	<u>Date</u>	<u>Sound 7</u>	<u>Date</u>
x		ee		ow	
qu		oo		oa	
sh		ay		wh	
th		ai		ph	
ch		oy		nk	
ng		oi		ea	

Please work at the children's own pace especially when working on digraphs and tricky words. This will continue to be our main teaching focus in class and we will continue to recap these sounds throughout the term.

As always have fun with the sounds and numbers within the environment around you!!

