

# We're Going on a Bear Hunt

*We're Going on a Bear Hunt*

Michael Rosen Helen Oxenbury



Hello and welcome to your Primary 1 transition pack. We hope you will enjoy doing some of these fun activities at home. Firstly, let's get comfortable; snuggle up with your grownup and read this wonderful story together!



You can also watch this online and join in the song's refrain by clicking on this link:

[We're Going on a Bear Hunt](#)

Let's have some fun!

## Music and Movement

Try singing the 5 Little Bears finger-rhyme:

Now, let's get moving! These activities are great for gross-motor agility and improving muscle strength.

## Going on a Bear Hunt? Make it an Animal Parade!

### 5 Little Bears

- |   |   |   |
|---|---|---|
| 1 | One little bear<br>Wondering what to do<br>Along came another<br>Then there were two!           |    |
| 2 | Two little bears<br>Climbing up a tree<br>Along came another<br>Then there were three!          |   |
| 3 | Three little bears<br>Ate an apple core<br>Along came another<br>Then there were four!          |  |
| 4 | Four little honey bears<br>Found honey in a hive<br>Along came another<br>Then there were five! |  |
| 5 |   |  |



You've been on the bear hunt, now it's time to be the bear! Have your kids (Mum and Dad, too!) form a line for the Animal Parade!

The book takes you through a bear's natural habitat. What other animals might the family encounter as they travel through different parts of the forest?



Brainstorm animals with your child. Then describe their movements. Move like the animal would across the room. Here are a few ideas to get you started:

- **Long, Wavy Grass:** slither like a snake, jump like a grasshopper
- **Deep, Cold River:** swim like a fish, float like an otter
- **Thick, Oozy Mud:** crawl like a salamander, slither like a snail
- **Big, Dark Forest:** prance like a deer, stand perfectly still and watch like an owl
- **Swirly, Whirly Snowstorm:** hop like a rabbit, pounce like a wolf
- **Narrow, Gloomy Cave:** swoop down like a bat, skitter like a mouse, creep like a spider

**Why not try going on a Nature Scavenger Hunt?**

## Sensory Play

Do you have mud or sand in your garden? Try making some mud pies! It's time to get messy!



Water play is lots of fun, too!

Here is a link for some fun mark-making ideas:

[Mark Making](#)



This also helps to build those fine-motor muscles.

# Arts and Crafts



Try fork-painting your very own bear.

Or...

Making one from beans and grains. This is also great for developing those fine-motor muscles.

You might even want to make a bear mask for imaginative play:



[Bear Mask Template](#)

Or make binoculars and a map for going on **your** bear hunt:

[I'm Going on a Bear Hunt](#)

Then you could re-tell the story and act it out...great for developing language and communication.












You could also use them to help find the bears hiding in **your** garden...




**We're Going on a Bear Hunt**  
Map & Binoculars Activity

# Counting and Number Recognition

Ask a grownup to help you cut them out and then hide them for you.

				
<b>0</b>	<b>1</b>	<b>2</b>	<b>3</b>	<b>4</b>
				
<b>5</b>	<b>6</b>	<b>7</b>	<b>8</b>	<b>9</b>
	<p><b>Can you:</b></p> <ul style="list-style-type: none"> <li>• Find them all?</li> <li>• Put the numbers in order from 0-10?</li> <li>• Feed the bears to practise counting and matching quantities to numerals? For example:</li> </ul>			
<b>10</b>	<p><b>Bear number 9</b> - can you give him 9 yummy treats?</p>			

## Have a Picnic



Design your own invitations and invite all your toys! This is a great way for you to practise mark-making and writing your own name. Remember, only use a capital for the first letter!

Prepare some yummy snacks.



# Talking and Listening


Go for a walk in the forest with your grownup and listen carefully. What sounds can you hear? How would you describe them?

Ask your grownup to write them in here. For example:

**squelchy mud**



**Cut out the pictures and put them in order to re-tell the story.**



What was your **favourite** part of the story? Talk to your grownup about this.

Draw your favourite part in here.



**Spoiler alert!**



At the end of the story it becomes clear that the bear just wants to be friends with the children rather than trying to frighten or eat them. What makes **you** a good friend? Who do you like to play with? Could you make something for the bear...a card or letter, a friendship gift or a yummy treat? Be creative! Draw or take a picture of what you have made and stick it in here.



Finally, if you'd like to learn more about grizzly bears, click on these links:



[Grizzly Bear](#)

[Grizzly Bear - National Park Animals for Kids](#)

[The Bear](#)

[Bears](#)

**Well done!**

**You've been on a Bear Hunt!**





*We're Going on a Bear Hunt*

CONGRATULATIONS!

This is to certify that

---

has been on a Bear Hunt



© 2010 National Park Service  
U.S. Department of the Interior