

Week beginning 25<sup>th</sup> January

P.6/5 Literacy Planner



# P.6/5 Literacy

## What to expect!

- At the beginning of each week we will upload 3 PowerPoints into the January Home Learning folder on teams. Literacy, Numeracy and General.
- Teachers will be on hand to support throughout the school day.
- Teachers will host daily live meets at 9.35am and 1pm where they will talk through your task. These will be for help, support, check ins and fun will take place! Feel free to join whenever you can.
- You can work through the activities at your own pace, choosing activities you would like to complete 😊

#P6/5areoutofthisworld

# Suggested Timetable

P6/5 Home Learning Suggested Timetable

	9:00-9:30	9:35-12:00	Lunch 12.00 - 1:00	1.00-2.00	2.00-3.00
Monday	Move your body! Joe Wicks or Just dance				Topic
Tuesday	Mindfulness (Off screen activity)				Topic
Wednesday	Move your body! Joe Wicks or Just dance				Topic
Thursday	Mindfulness (Off screen activity)				RME/French
Friday	Move your body! Joe Wicks or Just dance	 			Topic

Your Teacher will be Live on Teams every day at 9:35am and 1pm

Literacy  
Tuesday 26<sup>th</sup> January 2021



*Today's Tasks*

- Spelling
- Scots Focus- Oor Wullie  
Comic Strip



# Tuesday 26<sup>th</sup> January

## Capital Letters

again  
carefully  
wreck  
wrist  
wrote  
written  
wrangle  
wrestler  
wreckage  
wreath

### Activities

Definitions  
Colourful words

## Full Stops

when  
yesterday  
fierce  
believe  
relieve  
grieve  
achieve  
retrieve  
reprieve  
Priest

### Activities

Silly sentences  
Backwards

## Commas

car  
cart  
bar  
bark  
barn  
art  
smart  
start  
care  
rare  
scare  
Share

### Activities

Bubble writing  
Across and down

## Exclamation Marks

first  
finally  
hotel  
label  
fuel  
diesel  
chisel  
swivel  
tunnel  
parallel

### Activities

Alphabetical order  
Pyramid words

# Active spelling cards (for ref only)

<h3>Rainbow Write</h3> <p>First write each word in pencil. Then trace over each word three times. <b>Each time you trace, you must use a DIFFERENT color crayon.</b> Trace neatly and you will see a rainbow!</p>	<h3>Silly Sentences</h3> <p>Write silly sentences using a spelling word in each sentence. Please underline your spelling words! Write neatly!</p> <p><i>Example:</i> My dog <u>wears</u> a blue and purple dress when he takes a bath.</p>	<h3>Pyramid Writing</h3> <p>Pyramid write NINE of your spelling words. You must write neatly!</p> <p><i>*Example:</i> home h                   h o                   h o m                   h o m e</p>	<h3>Create an Activity</h3> <p>Can you think of a fun activity to do with your spelling words? Try it out in your learning center journal.</p> <p>Be sure to give your activity a name!</p>	<h3>Dots Game</h3> <p>Make a square of 4 rows of dots with 4 dots in each row. If the word is spelled correctly, the player can connect two dots. When a square is formed, he can write his initials in the box.</p> 	<h3>Dusty Words</h3> <p>Go outside to a sandbox and write your words in the sand!</p> <p>Be sure to clean up afterwards!</p>
<h3>Hidden Words</h3> <p>Draw and color a picture. Hide your spelling words inside your picture.</p> <p>Show your picture to someone and see if they can find your hidden words!</p>	<h3>Backwards Words</h3> <p>Write your spelling words forwards and then backwards. Write neatly!</p> <p><i>Example:</i> where arehw</p>	<h3>ABC Order</h3> <p>Choose eight of your spelling words. Write your words in ABC order!</p> <p>For an extra bonus, write your words in backwards ABC order!</p>	<h3>Spelling Paragraph</h3> <p>Write a paragraph using EACH of your spelling words. Be sure to underline your spelling words in your paragraph.</p> <p><i>Don't forget a topic sentence and a concluding sentence! Write good 2<sup>nd</sup> Grade sentences in your paragraph!</i></p>	<h3>Etch-A-Word</h3> <p>Use an Etch-A-Sketch to write your spelling words.</p> <p>Read the words to a parent or sibling before erasing.</p>	<h3>Good, Clean Words</h3> <p>Find a countertop or flat surface that can be cleaned easily. Spray a small amount of shaving cream and spread it out. Write your spelling words in the shaving cream and be sure to clean up afterwards!</p>
<p><a href="http://www.teachweb.com/VA/ThurgoodMarshallElementarySchool/MnBama/">http://www.teachweb.com/VA/ThurgoodMarshallElementarySchool/MnBama/</a></p>				<p><a href="http://www.teachweb.com/VA/ThurgoodMarshallElementarySchool/MnBama/">http://www.teachweb.com/VA/ThurgoodMarshallElementarySchool/MnBama/</a></p>	
<h3>Colorful Words</h3> <p>Write each of your spelling words. Write each letter using a different colored pencil!</p> <p><i>*Example- colorful</i></p>	<h3>Across and Down</h3> <p>Write each of your spelling words across and then down (starting with the first letter).</p> <p><i>*Examples- when four</i>                   h          o                   c          u                   n          r</p>	<h3>Toss a Word</h3> <p>Toss (or roll) a ball back and forth with a partner. You say the 1<sup>st</sup> letter, and then toss and your partner says 2<sup>nd</sup> letter, and so forth.</p>	<h3>Type 'Em</h3> <p>Type your spelling words on the computer. <i>Make each word have a different font.</i> You can even email your words to me.</p>	<h3>Code Words</h3> <p>Come up with a code for each letter of the alphabet. Write down your code.</p> <p><i>*Example- a: [green square] b: [blue star] c: [yellow star]</i></p> <p>Then write your spelling words in code. You must write the actual spelling word next to the "code word."</p>	<h3>Fancy Letters</h3> <p>Write each of your spelling words using fancy letters.</p> <p>Your letters can have curly-q's or dots, for example. Have fun!</p>
<h3>3-D Words</h3> <p>Use Play-Doh or clay to sculpt your spelling words.</p>	<h3>Air Write!</h3> <p>Write your spelling words in the air using your finger. Have a partner read your words as you write them OR have a partner air write and your job is to read the words.</p>	<h3>Word Search</h3> <p>Make a word search puzzle using your spelling words.</p> <p>Use the Discovery School's online Puzzle Maker <a href="http://www.puzzlemaker.com">http://www.puzzlemaker.com</a>. Then find your words!</p>	<h3>Trace Around</h3> <p>Write each of your spelling words using a pencil. Then trace around each word with a crayon, colored pencil, or a marker.</p>	<h3>Sign Your Words</h3> <p>Use sign language finger spelling to sign the spelling of your words. Check out Unity Kid's site <a href="http://www.unitykid.com/signlanguage.html">http://www.unitykid.com/signlanguage.html</a> to see animated hands making the letters so you can practice!</p>	<h3>UPPER and Lower</h3> <p>Write your spelling words two times each. First, write each word in UPPERCASE letters. Second, write each word in lowercase letters.</p> <p><i>*Example- SLIDE slide</i></p>
<p><a href="http://www.teachweb.com/VA/ThurgoodMarshallElementarySchool/MnBama/">http://www.teachweb.com/VA/ThurgoodMarshallElementarySchool/MnBama/</a></p>		<p><a href="http://www.teachweb.com/VA/ThurgoodMarshallElementarySchool/MnBama/">http://www.teachweb.com/VA/ThurgoodMarshallElementarySchool/MnBama/</a></p>		<p><a href="http://www.teachweb.com/VA/ThurgoodMarshallElementarySchool/MnBama/">http://www.teachweb.com/VA/ThurgoodMarshallElementarySchool/MnBama/</a></p>	

In a game of number of po total of the lett

A  
H  
O  
V

# *OOR WULLIE*

- ▶ To create a storyboard documenting the adventures of Oor Wullie with a focus on Scots language.

Oor Wullie is a Scottish comic strip published in the D.C. Thomson newspaper The Sunday Post. It features a character called Wullie.



He's a lovable wee laddie from Auchenshoogle who's a bit cheeky wi the grown ups and loves music, poetry an most o all, Scots language.


Watch out whaur ye put yer feet —

— Ach, too late — now ye're a' weel!



It's hard work drawin' —

A cow that's thrawn!






# OOR WULLIE




Starter -Follow the link to create your own digital comic strip and take part in a quiz!

<https://digital.nls.uk/oor-wullie/activities/comic-maker/>

Main Task- Create your own Oor Wullie comic strip, ensuring your comic strip is bursting with Scots Language! Remember to keep text short and sweet, using only the speech bubbles.



*Comic Strip Templates- you can do it in your jotter!*



Literacy  
Thursday 28<sup>th</sup> January 2021



*Today's Tasks*

- Continue my story...
- Scots Focus- 'Lament to a lost dinner ticket'



**Starter-Can you write the next paragraph of this tale?!**

*Everything stopped, people were stood like statues all around me, people in cars, men on bicycles, babies in prams all still, frozen in time...*



# *'Lament for a lost dinner ticket' by Margaret Hamilton*

Lament= a passionate expression of grief or sorrow.

Watch this  
video:

<https://www.youtube.com/watch?v=IU7isphuhJw>



Hear the Lament



Translation



See ma mammy  
See ma dinner ticket  
A pititnma  
Pokit an she pititny  
Washnmaschine.

See thon burnty  
Up wherra firewiz  
Ma mammy says  
Am no tellynagain  
No'y playnit.  
A jist wen'y eatma  
Pokacrisps furma dinner  
Nabigwoffldoon.

The wummin sed Aver near  
Clapsd  
Jistur heednur  
Wee wellies sticknoot.

They sed Wot heppind?  
Nme'nma belly  
Na bedna hospital.  
A sed A pititnma  
Pokit an she pititny  
Washnmaschine.

They sed Ees thees chaild eb slootly  
Non verbal?  
A sed MA BUMSAIR  
Nwen'y sleep.

# *TASK- 'Lament for a lost dinner ticket'*

*(Answer in full in your literacy jotter)*

1. Who is talking to us in this poem?
2. What happened?
3. Apart from the narrator, who else is speaking?
4. Which lines in the poem sound different from the rest? In what way? Who is speaking? What can you tell about them from the way they speak?
5. Some of the words in the poem are like two or more words run together (e.g. pitinma). **Try to find some more examples of these in the poem.** Why do you think the author made these into one word?
6. Look at the spelling used in the poem. Pick out some words which are spelled differently from how you might expect. Why have they been spelled this way?



In your own version of Scots (or your own dialect) write a lament for something you have lost, eg Lament for a lost football; Lament for a lost dog; lament for a lost fiver; lament for a lost smartphone.

Literacy  
Friday 29<sup>th</sup> January 2021



*Today's Tasks*

- Scottish Poem
- Silly Sentences
- Debate (1pm)



# Literacy

Friday 29<sup>th</sup> January 2021



**Learn the next 2 stanzas of your Burns Poem...**

**Can you say them all from the top?**

**Record yourself or send us a voice recording of you reciting yours 😊**

**We will recite them together (so far) at 1pm ★**



----- made a  
noise which sounded like a  
----- . Everyone  
----- and  
----- .

It was just before nightfall,  
----- and  
----- were  
----- . All  
of a sudden, the sky  
----- .

**Complete these sentences  
in your jotter by filling in  
the blanks 😊**

----- travelled round  
and round the  
----- , until  
finally  
----- .

As the shuttle launched into space,  
there was an  
----- .  
Everyone ----- and  
----- . They had  
landed on ----- and they  
could see  
----- coming  
towards them!

# *Friday debate*

- ▶ Consider your views on this statement, do you propose or oppose this idea?

***CHILDREN SHOULD CHOOSE THEIR OWN  
BEDTIME***

- ▶ Prepare your answers ready to share during our meet at 1pm 😊

