

Week  
beginning  
18th January  
2021

Primary 4  
Home Learning 2021

Miss Pollock



# Weekly Timetable

You can do these activities in any order you wish but this timetable will allow you to keep up with videos and teaching inputs.

	8:50 – 10:00	10:30 – 12:00	12:30 – 2:50
Monday	News Writing Spelling	Numeracy	Scots Poem Scots Song Practice
Tuesday	Talk for Writing Story Map Live 9.15am	Numeracy	Health and Wellbeing
Wednesday	Numeracy Live 9am	Literacy Continue story map (paragraph 4 & 5)	I.C.T - Research
Thursday	Novel Study: Chapter 2 Live 9.15am	Numeracy	Scots Poem Scots Song Practice
Friday	Independent Literacy and Numeracy	Independent Literacy and Numeracy	Fun 31 Live Science 2pm

# This Week's Literacy Tasks

## Literacy:

Literacy (All literacy tasks can be found in the folder titled 'Home Learning 18.01.21' on Teams)

- Choose a different activity from the spelling list each day to practise the words for this week. Create a mind map with as many words as you can that have the same spelling sound or pattern.
- Practise some of the high frequency words.
- Write a recount about what you did at the weekend.
- Story map paragraphs 2, 3, 4 and 5 of the model text 'Cinderella'. Live lesson 9.15am Tuesday.
- Read or listen to chapter 2 of our class novel and write a short summary about the chapter. Live lesson 9.15am Thursday.
- Complete the Grammar worksheet on Teams.
- Continue learning our Scots poem 'Wee Freenly Doug' by W D Cocker.

# This Week's Numeracy Tasks


## Numeracy:

Numeracy (All numeracy tasks can be found in the folder titled 'Home Learning 18.01.21' on Teams)

- Complete Number of the Day and Daily 10 each day.
- Use <https://www.topmarks.co.uk/maths-games/hit-the-button> to practise the 3, 6 and 9 times tables at home. You can use <https://www.topmarks.co.uk/learning-to-count/paint-the-squares> to SPLAT the multiples of 3, 6 and 9 in different colours.
- Choose a Big Maths Beat That Challenge to complete at the end of the week. Ask an adult to time you.
- Log onto your SumDog account. Complete the challenge you have been set.
- Click on the link <https://www.bbc.co.uk/bitesize/articles/zmr43j6> to learn how to use your knowledge of the 3 times table to multiply and divide by 3. Watch both videos and complete the activity sheet.

# Wellbeing Journal

*Please complete the wellbeing journal each morning. Set yourself at least 3 goals for the day.*



Date: \_\_\_\_\_

Quote of the Day: 'I'm not telling you it's going to be easy – I'm telling you it's going to be worth it.' (Art Williams)

Goals for Today:  
There's no need to reflect on them at the end of the day.

- 1.
- 2.
- 3.
- 4.
- 5.

Kindness Challenge:  
How many people could you be kind to today? What will you do for each person?

Things I Am Grateful for Today:

- 1.
- 2.
- 3.

# Spelling Words



# Spelling

Week Beginning

Monday 18<sup>th</sup> January 2021



Each day, select an activity from the spelling menu on the following slide to practise the spelling words. There will be no live spelling test this week because I am in school on Friday morning.

## Strawberries

ooze  
sneeze  
cheese  
choose  
freeze  
wheeze  
disease  
bruise  
applause  
appraise  
turquoise  
mayonnaise

## Apples

ooze  
sneeze  
cheese  
choose  
freeze  
wheeze  
breeze  
noise  
browse  
bronze  
pause  
cause

## Bananas


snap  
swam  
loud  
cloud  
found  
now  
crowd  
sunflower  
seventy  
eighty

# Spelling Menu

Choose a different activity each day.



<p>Write an imaginative story using as many of the spelling words as you can.</p>	<p>Create a word search using the spelling words. Ask someone at home to complete it.</p>	<p>Put the words in to <u>elkonin</u> boxes or diacritically mark the words (dots and dashes)</p>
<p>Write out each of the spelling words. Write vowels in red and consonants in blue.</p>	<p>Write the words in alphabetical order. You can use a dictionary to help you.</p>	<p>Write silly sentences with the spelling words. Underline the spelling word in each sentence.</p>
<p>Write a sentence with each of the spelling words. Use an adjective in each sentence.</p>	<p>Draw a picture. Hide the spelling words inside your picture.</p>	<p>Practise the spelling words outside using chalk.</p>
<p>Use a dictionary to find out what each of the spelling words mean.</p>	<p>Use look, cover, write, check to practise the spelling words.</p>	<p>Choose one of the spelling words. Write an acrostic poem using that word and draw a picture illustrating your poem.</p>



# Spelling



breeze


fuse

s/z

sound

pound

ou/ow



Go on a sound hunt and create a mind map with as many words as you can with the spelling sound/pattern.



# Daily 10

18.01.21

$9 \times 11 =$

$9 \times 8 =$

$100 + 45 =$

$63 + 74 =$

$30 - 19 =$

$40 - 20 =$

$15 + 29 =$

$63 + 22 =$

$6 \times 5 =$

$6 \times 12 =$

19.01.21

$9 \times 7 =$

$9 \times 2 =$

$89 - 31 =$

$50 - 15 =$

$81 + 12 =$

$30 + 30 =$

$55 + 38 =$

$60 - 30 =$

$6 \times 8 =$

$6 \times 3 =$

20.01.21

$9 \times 5 =$

$9 \times 9 =$

$100 - 50 =$

$65 + 81 =$

$59 - 40 =$

$85 + 36 =$

$17 + 32 =$

$23 + 40 =$

$6 \times 9 =$

$6 \times 2 =$

21.01.21

$9 \times 4 =$

$9 \times 10 =$

$47 + 71 =$

$90 - 45 =$

$50 - 25 =$

$60 - 32 =$

$30 - 20 =$

$66 - 25 =$

$6 \times 11 =$

$6 \times 6 =$

22.01.21

$9 \times 12 =$

$9 \times 3 =$

$18 + 40 =$

$21 + 70 =$

$37 - 28 =$

$48 - 37 =$

$64 - 36 =$

$8 \times 7 =$

$6 \times 7 =$

$6 \times 10 =$

# News Writing

Monday 18<sup>th</sup> January 2021

L.O: To write a recount.

Write about what you did at the weekend.


- Who did you spend it with?
- What did you do?
- Where did you go?
- How did you feel?
- What was your favourite part?



# Numeracy



Monday 18<sup>th</sup> January 2021

- Complete the quiz at <https://www.bbc.co.uk/bitesize/articles/znwwg7h> to find out how much you already know about using arrays to solve multiplication and division problems.
  - Watch the animation of Fin and Snoot counting Meebs by putting them into equal rows and columns.
  - Complete the worksheet on arrays.
  - Additional Tasks:  
Daily 10  
Number of the Day
- 

# Number of the Day

Today's number is:

75      100      1359

1 Write it in words

2 Is it odd or even?

3 Write it in tally marks

4 What is the place value?

Thousands	Hundreds	tens	units

5 What is the number before?

6 What is the number after?

7 10 more is...

8 10 less is...

9 100 more is...

10 Make it in money

# Scots Poem

Monday 18<sup>th</sup> January 2021

- Learn the Scots poem 'Wee Freenly Doug' by W D Cocker. I will ask to hear you reciting your poem on a live lesson or you can send a video to my email.

Wee Freenly Doug

By W D Cocker

Wee freenly doug that rins aroon,  
What cantrip's this? Get doon! Get doon!  
I'm no yer maister. Hoots! gang hame!  
I dinna ken ye, what's yer name?  
I like the way ye cock yer lug,  
Wee freenly doug.

I've clapped yer heid, noo rin awa',  
What's that? Ye want to gie a paw!  
Ay, dougs an' men, ma canine brither,  
Are kind o' sib to ane anither,  
Noo dinna bark, ye'll fricht that speug,  
Ye randy doug.

Keep aff ma knees, ye daft wee loon,  
Ye'll fyle ma claes! Keep doon! keep doon!  
Biscuits? I've nane. I un'erstaun';  
Ye only want to lick ma haun.  
There, lick awa', I'm no' a fyke,  
Wee freenly tyke.

Ye'll wag yer tail aff wi' guid-natur',  
Puir thing, ye're no' a bad wee cratur',  
Did ye jalouse ma he'rt was wae,  
An' did ye mean to mak' me gay?  
Ay! glower at me, an' cock yer lug,  
Wee freenly doug!

# Talk for Writing

Tuesday 19<sup>th</sup> January 2021

L.O: To create a story map.

- Read the model text 'Cinderella'.
- Live lesson 9.15am – Miss Pollock story mapping paragraph 1.
- Independently story map paragraph 2 and 3.

## Cinderella

Once upon a time there lived an unhappy young girl. She lived with her father and two step sisters. Her stepmother didn't like her one little bit. Her step sisters wore beautiful dresses and shoes, ate delicious food and slept in soft beds. But, for the poor unhappy girl, there was nothing at all and she had to work hard all day. Only when evening came was she allowed to sit for a while by the fire, near the cinders. That's why everybody called her Cinderella.

Cinderella used to spend long hours all alone talking to the cat. The cat said, "Miaow", which meant, "Cheer up! You have something neither of your stepsisters has and that is beauty". It was quite true. Cinderella, even dressed in old rags, was a lovely girl. While her stepsisters, no matter how splendid and elegant their clothes, were still clumsy, lumpy and ugly and always would be.

One sunny day, beautiful new dresses arrived at the house. A ball was to be held at the palace and the stepsisters were getting ready to go. Cinderella didn't even dare ask if she could go too. She knew very well what the answer would be. Suddenly something amazing happened. As Cinderella was sitting all alone, there was a burst of light and a fairy appeared. The fairy smiled. With a flick of her magic wand Cinderella found herself wearing the most beautiful dress she had ever seen. Before her was a beautiful coach with six fine white horses.

Cinderella had a wonderful time at the ball until she heard the first stroke of midnight! She remembered what the fairy had said, and without a word of goodbye she slipped from the Prince's arms and ran down the steps. As she ran she lost one of her slippers, but not for a moment did she dream of stopping to pick it up! If the last stroke of midnight were to sound... oh... what a disaster that would be! Out she fled and vanished into the night.

The Prince, who was now madly in love with her, picked up the slipper and said to his ministers, "Go and search everywhere for the girl whose foot this slipper fits. I will never be content until I find her!" So, the ministers tried the slipper on the foot of every girl in the land until only Cinderella was left. Suddenly the fairy appeared and waved her magic wand. In a flash, Cinderella appeared in a splendid dress, shining with youth when the shoe was slipped onto Cinderella's foot it fitted perfectly. The ministers said, "Come with us Cinderella! The Prince is waiting for you." So, Cinderella married the Prince and lived happily ever. As for the cat, he just said "Miaow!"

# Numeracy

Tuesday 19<sup>th</sup> January 2021

- Follow the link to the BBC Bitesize website <https://www.bbc.co.uk/bitesize/articles/zg8jkty> and watch the second video. Complete the activities.
- Complete the quiz.
- Additional Tasks:  
Multiplication challenge <https://www.sumdog.com/sc/>  
Daily 10  
Number of the Day

# Number of the Day

Today's number is:

31      560      1008

1 Write it in words

2 Is it odd or even?

3 Write it in tally marks

4 What is the place value?

Thousands	Hundreds	tens	units

5 What is the number before?

6 What is the number after?

7 10 more is...

8 10 less is...

9 100 more is...

10 Make it in money



# Health and Wellbeing



Tuesday 19<sup>th</sup> January 2021

- Follow the link to the Emotion Works Home Learning website <https://emotionworks-home.school/themed-idea-1/>
- Watch the video 'Keep the Blues Away'.
- Talk about it with an adult at home and choose 6 regulation strategies that could help you feel better if you get the Lockdown Blues.

# Independent Tasks



Wednesday 20th January 2021

- *Join Miss Pollock live at 9.00am for Number Talks.*
- Complete the 4 addition questions using both partitioning and friendly numbers. Can you use any other strategies?
- Click on the link <https://www.bbc.co.uk/bitesize/articles/zmr43j6> to learn how to use your knowledge of the 3 times table to multiply and divide by 3. Watch both videos and complete the activity sheet.

# Number Talks

+1   -2

$$39 + 52$$

$$40 + 50 = 90$$

$$90 - 1 = 89$$

$$89 + 2 = 91$$

$$39 + 52$$

$$30 + 50 = 80$$

$$9 + 2 = 11$$

$$80 + 11 = 91$$


$$38 + 55$$

$$78 + 40$$

$$17 + 63$$

$$55 + 89$$

# Number of the Day

Today's number is:

68      410      5654

1 Write it in words

2 Is it odd or even?

3 Write it in tally marks

4 What is the place value?

Thousands	Hundreds	tens	units

5 What is the number before?

6 What is the number after?

7 10 more is...

8 10 less is...

9 100 more is...

10 Make it in money

# Talk for Writing

Wednesday 20<sup>th</sup> January 2021

L.O: To create a story map.

## Independent Task:

- Create a story map for paragraphs 4 and 5 of the model text 'Cinderella'. This should help you to retell the story.

### Cinderella

Once upon a time there lived an unhappy young girl. She lived with her father and two step sisters. Her stepmother didn't like her one little bit. Her step sisters wore beautiful dresses and shoes, ate delicious food and slept in soft beds. But, for the poor unhappy girl, there was nothing at all and she had to work hard all day. Only when evening came was she allowed to sit for a while by the fire, near the cinders. That's why everybody called her Cinderella.

Cinderella used to spend long hours all alone talking to the cat. The cat said, "Miaow", which meant, "Cheer up! You have something neither of your stepsisters has and that is beauty". It was quite true. Cinderella, even dressed in old rags, was a lovely girl. While her stepsisters, no matter how splendid and elegant their clothes, were still clumsy, lumpy and ugly and always would be.

One sunny day, beautiful new dresses arrived at the house. A ball was to be held at the palace and the stepsisters were getting ready to go. Cinderella didn't even dare ask if she could go too. She knew very well what the answer would be. Suddenly something amazing happened. As Cinderella was sitting all alone, there was a burst of light and a fairy appeared. The fairy smiled. With a flick of her magic wand Cinderella found herself wearing the most beautiful dress she had ever seen. Before her was a beautiful coach with six fine white horses.

Cinderella had a wonderful time at the ball until she heard the first stroke of midnight! She remembered what the fairy had said, and without a word of goodbye she slipped from the Prince's arms and ran down the steps. As she ran she lost one of her slippers, but not for a moment did she dream of stopping to pick it up! If the last stroke of midnight were to sound... oh... what a disaster that would be! Out she fled and vanished into the night.

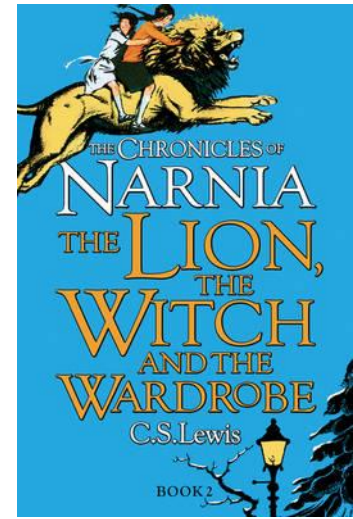
The Prince, who was now madly in love with her, picked up the slipper and said to his ministers, "Go and search everywhere for the girl whose foot this slipper fits. I will never be content until I find her!" So, the ministers tried the slipper on the foot of every girl in the land until only Cinderella was left. Suddenly the fairy appeared and waved her magic wand. In a flash, Cinderella appeared in a splendid dress, shining with youth when the shoe was slipped onto Cinderella's foot it fitted perfectly. The ministers said, "Come with us Cinderella! The Prince is waiting for you." So, Cinderella married the Prince and lived happily ever. As for the cat, he just said "Miaow!"

Wednesday 20<sup>th</sup> January 2021  
LI: To research a Scottish Artist.

## Task Board

1. Choose a Scottish Artist.
2. Use the internet to find out some information about them. Write down at least 5 facts.
3. Create a poster about the Artist on A4 paper with the information you have found. Remember to include a drawing.

'The Chronicles of Narnia  
The Lion, the Witch and the  
Wardrobe' by C.S.Lewis



Thursday 21<sup>st</sup> January 2021

L.O: To write a short summary.

Live on Teams 9.15am

- Listen to Miss Pollock read chapter 2 live on Teams at 9.15am or click on the link to listen to the chapter online.


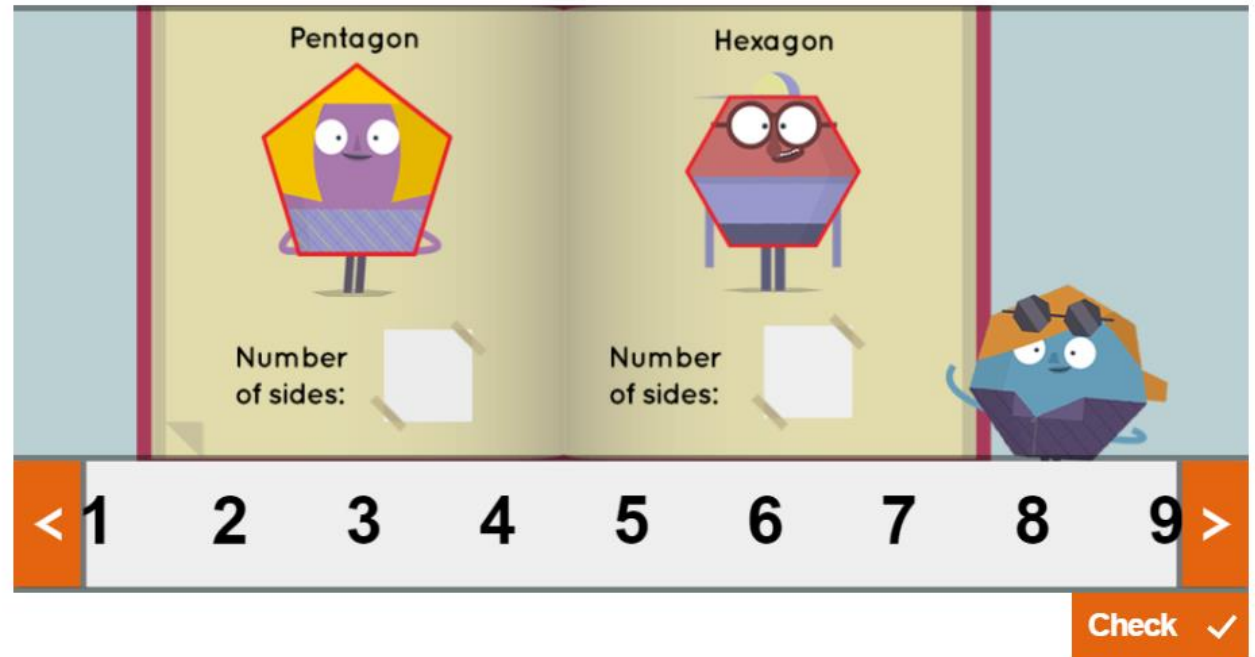
<https://www.youtube.com/watch?v=d0vUihS2KEQ>

- Write a short summary about what happened in the chapter.

LI: To name 2D shapes.

## Task Board

1. Recap on 2D Shape. Watch the video <https://www.bbc.co.uk/bitesize/topics/zjv39j6/articles/ztpwdmn> to revise 2D shapes.
2. Complete the activity. Match the number of sides to the shape.
3. Complete the worksheet 'Draw the 2D Shape'. Read the clues, write the name of the 2D shape and draw the 2D shape in the box.

 Match the number of sides to the shape.

The interface shows two panels. The left panel is titled 'Pentagon' and features a purple character with a yellow pentagonal body. Below it is the text 'Number of sides:' followed by a white box. The right panel is titled 'Hexagon' and features a red character with a red hexagonal body. Below it is the text 'Number of sides:' followed by a white box. To the right of these panels is a blue character with a blue octagonal body. At the bottom, there is a navigation bar with numbers 1 through 9, and a 'Check' button with a checkmark icon.



# Scots Poem and Scots Song



Thursday 21<sup>st</sup> January 2021

- Practise the Scots poem 'Wee Freenly Doug' by W D Cocker.
- Practise the Scots song 'Flower of Scotland'. Follow the link to a video with lyrics.

<https://www.youtube.com/watch?v=RPdJhlIIYjM>

Wee Freenly Doug

By W D Cocker

Wee freenly doug that rins aroon,  
What cantrip's this? Get doon! Get doon!  
I'm no yer maister. Hoots! gang hame!  
I dinna ken ye, what's yer name?  
I like the way ye cock yer lug,  
Wee freenly doug.

I've clapped yer heid, noo rin awa',  
What's that? Ye want to gie a paw!  
Ay, dougs an' men, ma canine brither,  
Are kind o' sib to ane anither,  
Noo dinna bark, ye'll fricht that speug,  
Ye randy doug.

Keep aff ma knees, ye daft wee loon,  
Ye'll fyle ma claes! Keep doon! keep doon!  
Buscuits? I've nane. I un'erstaun';  
Ye only want to lick ma haun.  
There, lick awa', I'm no' a fyke,  
Wee freenly tyke.

Ye'll wag yer tail aff wi' guid-natur',  
Puir thing, ye're no' a bad wee cratur',  
Did ye jalouse ma he'rt was wae,  
An' did ye mean to mak' me gay?  
Ay! glower at me, an' cock yer lug,  
Wee freenly doug!

# Independent Tasks



Friday 22<sup>th</sup> January 2021  
Independent Literacy and Numeracy  
(Miss Pollock in school)

- 9-10am – Complete the Grammar worksheet on Teams. Use diacritical marking to practise this week's spelling words.
- 10.30-12 – Complete Number of the Day and Daily 10. Use <https://www.topmarks.co.uk/maths-games/hit-the-button> to practise the 3, 6 and 9 times table.

# Number of the Day

Today's number is:

55      607      1193

1 Write it in words

2 Is it odd or even?

3 Write it in tally marks

4 What is the place value?

Thousands	Hundreds	tens	units

5 What is the number before?

6 What is the number after?

7 10 more is...

8 10 less is...

9 100 more is...

10 Make it in money

# Science

Join Miss Pollock live on  
Teams at 2pm.

## Lava Lamp

### Science Experiment

#### Method

1. Fill the bottle  $\frac{1}{3}$  full of water and add a couple of drops of food colouring to the water.
2. Add vegetable oil to the bottle, leaving at least a 5cm gap from the top of the bottle.
3. Leave for a few minutes, so that the oil and water separate into 2 layers.
4. When you are ready to watch the experiment, remove the cap of the bottle and add half an effervescent tablet. Leave the cap off the bottle.
5. Watch the bubbles of coloured water rise and fall.
6. Add the other half of the effervescent tablet to continue the experiment.

#### You will need:

Plastic bottle

Water

Vegetable oil

Effervescent tablet

Food colouring

# Science

Friday 22<sup>nd</sup> January 2021

## Science: Independent Task

- Record what happened in the experiment.  
What happened to the oil and the water?  
Did they mix? Why?  
What did the effervescent tablet do?

