

# P6/5 Literacy Planner wb 18th January 2021



# P.6/5 Literacy

## What to expect!

- At the beginning of each week we will upload 3 PowerPoints into the January Home Learning folder on teams. Literacy, Numeracy and General.
- Teachers will be on hand to support throughout the school day.
- Teachers will host daily live meets at 9.35am and 1pm where they will talk through your task. These will be for help, support, check ins and fun will take place! Feel free to join whenever you can.
- You can work through the activities at your own pace, choosing activities you would like to complete 😊

#P6/5areoutofthisworld

# Suggested Timetable

## P6/5 Home Learning Suggested Timetable

	9:00-9:30	9:35-12:00	Lunch 12.00 - 1:00	1.00-2.00	2.00-3.00
Monday	Move your body! Joe Wicks or Just dance				Topic
Tuesday	Mindfulness (Off screen activity)			Topic	
Wednesday	Move your body! Joe Wicks or Just dance			Topic	
Thursday	Mindfulness (Off screen activity)			RME/French	
Friday	Move your body! Joe Wicks or Just dance	 		Topic	

Your Teacher will be Live on Teams every day at 9:35am and 1pm

# Tuesday 19<sup>th</sup> January

## Capital Letters

glance  
finance  
accordance  
acceptance  
brilliance  
cancellation  
circumstance  
entrance  
enhance  
significance

## Full Stops

idea  
collide  
decide  
coincide  
considerate  
evidence  
residential  
accidentally  
hideous  
resident

## Commas

found  
hound  
pound  
round  
sound  
ground  
could  
would  
should  
though

## Exclamation Marks

hopping  
stopping  
swimming  
address  
running  
bigger  
travelled  
sitting  
stopped  
dropped

Copy out your words twice and then choose two activities from the spelling menu!



# Active spelling cards (for ref only)

## Rainbow Write

First write each word in pencil. Then trace over each word three times. **Each time you trace, you must use a DIFFERENT color crayon.** Trace neatly and you will see a rainbow!

## Silly Sentences

Write silly sentences using a spelling word in each sentence. Please underline your spelling words! Write neatly!

**Example:** My dog wears a blue and purple dress when he takes a bath.

## Pyramid Writing

Pyramid write NINE of your spelling words. You must write neatly!

**\*Example:** home h  
ho  
hom  
home

## Create an Activity

Can you think of a fun activity to do with your spelling words? Try it out in your learning center journal.

Be sure to give your activity a name!

## Dots Game

Make a square of 4 rows of dots with 4 dots in each row. If the word is spelled correctly, the player can connect two dots. When a square is formed, he can write his initials in the box.



## Dusty Words

Go outside to a sandbox and write your words in the sand!

Be sure to clean up afterwards!

## Hidden Words

Draw and color a picture. Hide your spelling words inside your picture.

Show your picture to someone and see if they can find your hidden words!

## Backwards Words

Write your spelling words forwards and then backwards. Write neatly!

**Example:** where arehw

## ABC Order

Choose eight of your spelling words. Write your words in ABC order!

For an extra bonus, write your words in backwards ABC order!

## Spelling Paragraph

Write a paragraph using EACH of your spelling words. Be sure to underline your spelling words in your paragraph.

Don't forget a topic sentence and a concluding sentence! Write good 2<sup>nd</sup> Grade sentences in your paragraph!

## Etch-A-Word

Use an Etch-A-Sketch to write your spelling words.

Read the words to a parent or sibling before erasing.

## Good, Clean Words

Find a countertop or flat surface that can be cleaned easily. Spray a small amount of shaving cream and spread it out. Write your spelling words in the shaving cream and be sure to clean up afterwards!

<http://www.teachnweb.com/VA/ThugoodMarsha@ElementarySchool/Mn@ama/>

<http://www.teachnweb.com/VA/ThugoodMarsha@ElementarySchool/Mn@ama/>

## Colorful Words

Write each of your spelling words. Write each letter using a different colored pencil!

**\*Example-** colorful

## Across and Down

Write each of your spelling words across and then down (starting with the first letter).

**\*Examples-** when four  
h o  
c u  
n r

## Toss a Word

Toss (or roll) a ball back and forth with a partner. You say the 1<sup>st</sup> letter, and then toss and your partner says 2<sup>nd</sup> letter, and so forth.

## Type 'Em

Type your spelling words on the computer. **Make each word have a different font.** You can even email your words to me.

## Code Words

Come up with a code for each letter of the alphabet. Write down your code.

**\*Example:** a: [green square] b: [blue star] c: [yellow star]  
Then write your spelling words in code. You must write the actual spelling word next to the "code word."

## Fancy Letters

Write each of your spelling words using fancy letters.

Your letters can have curly-q's or dots, for example. Have fun!

## 3-D Words

Use Play-Doh or clay to sculpt your spelling words.

## Air Write!

Write your spelling words in the air using your finger. Have a partner read your words as you write them OR have a partner air write and your job is to read the words.

## Word Search

Make a word search puzzle using your spelling words.

Use the Discovery School's online Puzzle Maker

<http://www.puzzlemaker.com>

Then find your words!

## Trace Around

Write each of your spelling words using a pencil. Then trace around each word with a crayon, colored pencil, or a marker.

## Sign Your Words

Use sign language finger spelling to sign the spelling of your words. Check out Unity Kid's site <http://www.unitykid.com/signlanguage.html> to see animated hands making the letters so you can practice!

## UPPER and Lower

Write your spelling words two times each. First, write each word in UPPERCASE letters. Second, write each word in lowercase letters.

**\*Example-** SLIDE slide

<http://www.teachnweb.com/VA/ThugoodMarsha@ElementarySchool/Mn@ama/>

<http://www.teachnweb.com/VA/ThugoodMarsha@ElementarySchool/Mn@ama/>

Tuesday 19<sup>th</sup> January

Learn the first stanza (verse)  
of your poems:

P5 – Willy Wastle


P6 – Tam O'Shanter

Why not voice  
record or film  
yourself reciting it?  
We'd love to hear it!

# P5 – Willy Wastle

By Robert Burns


Willie Wastle dwalt on Tweed,  
The spot they ca'd it Linkumdoddie;  
Willie was a wabster gude,  
Cou'd stown a clue wi' ony bodie;  
He had a wife was dour and din,  
O Tinkler Madgie was her mither;  
Sic a wife as Willie had,  
I wadna gie a button for her.



# P6 – Tam O'Shanter

By Robert Burns

Weel mounted on his gray mare, Meg  
A better never lifted leg  
Tam skelpit on thro' dub and mire;  
Despisin' wind and rain and fire.  
Whiles holding fast his gude blue bonnet;  
Whiles crooning o'er some auld Scots  
sonnet;  
Whiles glowring round wi' prudent cares,  
Lest bogles catch him unawares:  
Kirk-Alloway was drawing nigh,  
Whare ghaists and houlets nightly cry.





# Thursday 21<sup>st</sup> January

**LI: to use direct speech**

**Task: You have to write out the teachers' text messages whilst also correct their 'text talk'.**

**Let's look at what direct speech is...**

# Using Direct Speech

Let's look carefully at the direct speech sentence.



I bid you  
farewell  
Earthlings!

What do you notice?

“I bid you farewell Earthlings!” shouted Iggy from his spaceship.

The exact words of the speaker are enclosed in inverted commas (speech marks).

In direct speech, the exact words of the speaker are quoted with no change to their content or order.

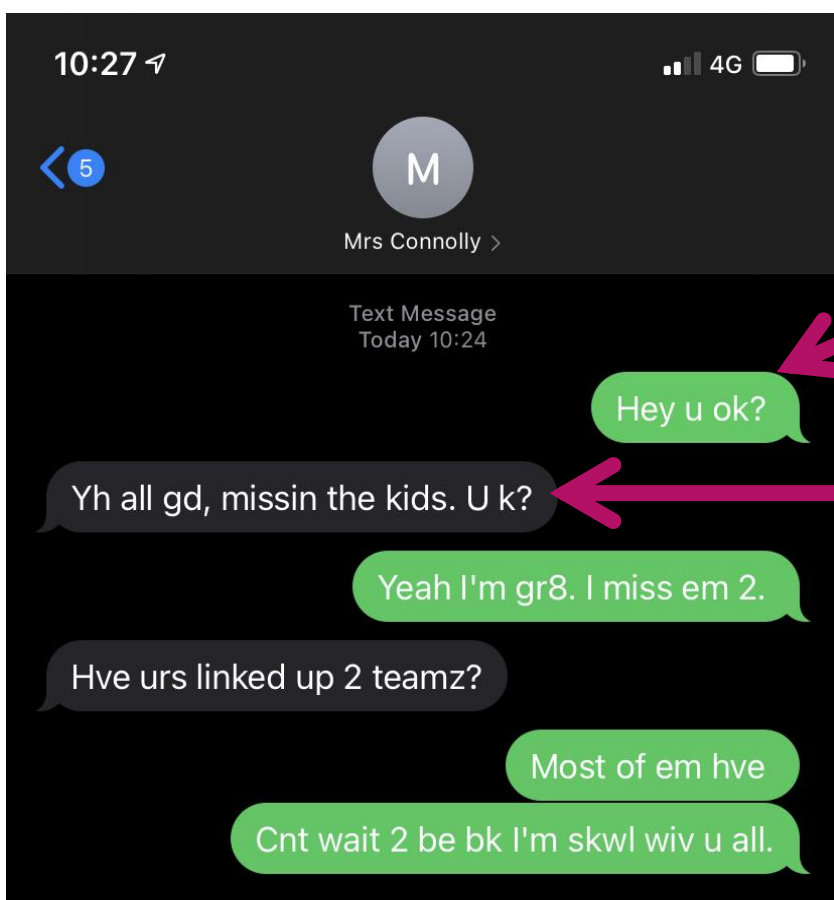
The correct punctuation is used before the inverted commas close.

There is often a reporting clause to explain who said the speech. Sometimes the reporting clause can be extended with an adverb, subordinate clause or prepositional phrase to explain more about how, where or when the speech was said. The reporting clause can appear before or after the spoken words themselves.

We may know speech marks as 66 and 99, because they look a little bit like the numbers.



“ (66) is used at the before someone speaks, and ” (99) is used after someone has finished speaking. PUNCTUATION ALWAYS COMES BEFORE ” (99)



**Miss Jones**

**Mrs Connolly**

“Hey, you okay?” Miss Jones asked.

“Yes, all good. Missing the kids. You okay?”  
Mrs Connolly replied.

14:15 ↗

4G 🔋

< 1

M

Mrs Boyd >

Today 13:42

Hi wuu2?

Hi just plannin 4 tomoz 🙌

Kk how have ur class been?

Aw I just ❤️ them but sometimes they are so 🐢 sometimes espesh wen its time to tidy up

I knw! 🤔 myn r the sme! Luv them bt! Have urs finished there homework

Not to bad but they 4got there spellings urs?

Their moaning about riting 10 words & coughing on they're jotters

Gadz wit they lyk Wait til they see what weve got in store for them next week hahahaa

Theyl be fumin hahaha. C u tomoz

Read 14:02

Cya l8r

Rewrite out the conversation between Miss Jones and Mrs Boyd.

Your main LI is to include speech marks but remember to correctly spell words. We are trying to catch you out!



# Friday Literacy Mini Task

## Morning Challenge

Write a list for a space traveller. What would they need to pack if they were going on an intergalactic journey?



# Friday 22<sup>nd</sup> January Handwriting

Rabbie enjoyed school, especially reading and writing. He read everything he could get his hands on, but books weren't very easy to come by. There were no bookshops or libraries for Rabbie. The Bible was one of the only books the family had. When he was 14, Rabbie and his brother Gilbert were sent away to school in Dalrymple. There, they learned English, Arithmetic, Latin and French. Rabbie would read or write every spare moment he had.