

Thursday 11th March 2021

Good morning P5/6 and welcome to another great day of learning

Make sure that you can
all access Teams.
Any issues please
phone the school on
01655 885805.



P5/6 (2020-2021)

Timetable

- Live meet with Miss Clive on Teams (9.45-10.00)
- Literacy - Spelling (10.00-10.30)

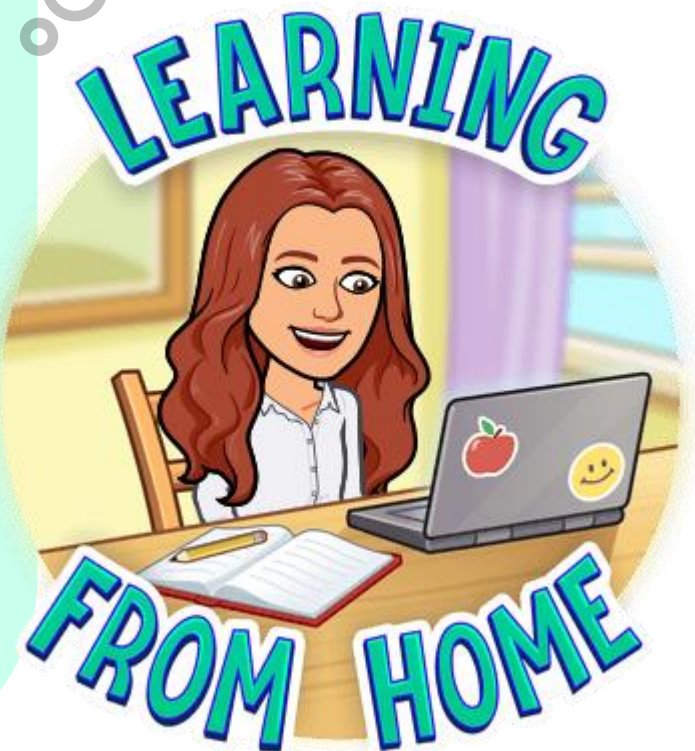
Break

- Number Talk and Maths (10.45 - 11.45)
- Literacy - Writing (11.45-12.30)

Lunch

- Literacy - Accelerated Reader (1.15-1.45)
- Live meet with Miss Clive on Teams (1.45-2.00)
- Topic - French (2.00-2.30)
- Ketchup and Pickles (2.30-2.50)

This is just a suggested timetable. You can swap tasks around to suit your family. Remember each task will be labelled with must, should or could do



Literacy - Spelling (9.45-10.00)

Spelling words on next slide

Task 1: Understanding the words

- Find out the meaning on any unknown spelling words by asking an adult or using a dictionary.








<https://www.collinsdictionary.com/>

Task 2: Practising the words

- Look, say, cover, write, check spelling words
- Choose an active spelling strategy to practise your spelling words

Task 3: Using the words

- Pick some of your words and write them in a sentence

<p>1. ABC Order</p>  <p>Write all of your spelling words in alphabetical (ABC) order.</p>	<p>2. Word Parts</p> <p>Write your words. Then use a coloured pencil to divide the words into syllables. e.g. jumping caterpillar</p>	<p>3. Other Handed</p> <p>Write each word 5 times, switching the hand you write it with each time. Say the word as you spell it.</p>	<p>4. Vowel Spotlight</p> <p>Write your words using one colour for the vowels and another colour for the consonants. (vowels: a, e, i, o, u)</p>
<p>5. Use Technology</p> <p>Type out your spelling words on the computer. Try to use at least 4 different fonts.</p> 	<p>6. Pyramid Words</p> <p>s sp spe spel spell spelli spelling spelling</p> <p>(or make them boat shaped, star, smiley face, etc.)</p>	<p>7. "Ransom" Words</p> <p>"Write" your words by cutting letters out of a newspaper or magazine and gluing the letters on a piece of paper to spell your words.</p> 	<p>8. Rainbow Words</p> <p>Write your spelling words with coloured pencils. Make each letter a different colour.</p> 
<p>9. Scrambled Words</p> <p>Write your words. Then write them again with the letters mixed up. Can you unscramble them again the next day? e.g. watch - cwhita</p>	<p>10. Silly Sentences</p> <p>Write 3 or more sentences that use all your spelling words.</p> 	<p>11. Prefixes and Suffixes</p> <p>Underline the prefixes and suffixes in the words you are learning. Make sure you know what they mean. e.g. <u>important</u> <u>happiness</u></p>	<p>12. Word Search</p> <p>Create your own word search with your spellings. Show the answers to your puzzle in a different colour.</p> 
<p>13. Flashcards</p> <p>Make and practice with flashcards. Put the word on one side and definition (meaning) on the other.</p> 	<p>14. Picture & a Story</p> <p>Draw a picture defining each word. Write a sentence about your picture using the word.</p>	<p>15. Words without Vowels</p> <p>Write all of your words replacing vowels with a line. Go back and see if you can fill in the vowels. e.g. q--st--n = question</p>	<p>16. Train Words</p> <p>Write the entire list end-to-end as one long word. Write each new word in a different colour. e.g. trainbackstop</p>



MUST DO

- Must complete this task today

Literacy - Spelling (9.45-10.00)

Blue

ious, eous, cious,
tious

anxious
curious
furious
previous
hideous
courteous
vicious
conscious
delicious
malicious
suspicious
ambitious
cautious
infectious

Green

ous

dangerous
enormous
famous
generous
jealous
nervous
curious
furious
previous
serious
various
victorious
hideous
courteous

Yellow

ous

dangerous
enormous
famous
generous
jealous
nervous
curious
furious
previous
serious
various
victorious
hideous
courteous


Purple

wh, ph

when
where
which
while
what
wheel
whisk
white
phone
photo
pheasant
alphabet
elephant
dolphin

Break Time

(10.30-10.45)



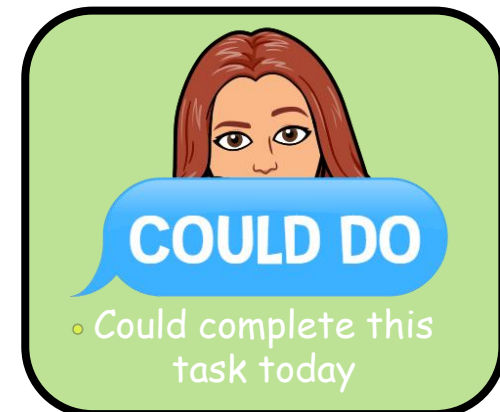
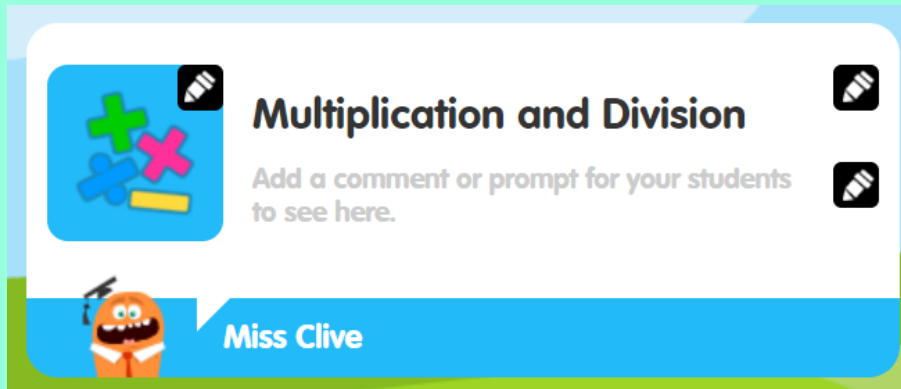
Maths - Starter (11.00-11.05)

Starter

Practise your times tables and division on education city.

Step 1 - Log onto Education City (send me a message on Teams if you do not know your login details)

Step 2 - Click on the Multiplication and Division City and complete the games




Maths - Number Talk (10.45-11.00)

- Pick a calculation that suits you but feel free to have a go at more than one
- Try explaining your strategy to an adult or someone at home. Don't forget to tell them about our Number Talk hand signals too!
- Have your strategy ready to share at the afternoon check in.
- Watch the video below if you need some help

MULTIPLICATION STRATEGY

Repeated Addition

Repeated addition of one factor by the number of times of the other factor.



4×9

$9 + 9 + 9 + 9$

$18 + 18$

36

2016 © All Sorts of Math

Mild	Medium	Spicy
8×9	5×35	12×50

<https://video.link/w/ihPEb>



SHOULD DO

Try to complete this task today

Maths - Fractions (11.05-11.50)

Triangles and squares

L.I. To be able to calculate time durations in hours and minutes

1. Watch this video <https://video.link/w/VAJWb>
2. Complete the tasks
3. Post a picture on Teams



Triangles and squares

Remember if the time duration is over 1 hour write it in hours and minutes and not just minutes

Solve these problems.

1. 34 minutes

- 1 Josh turned on the TV at 4:26 pm and turned it off at 5:00 pm. How many minutes was the TV on for?



- 2 A film started at 7:02 pm and finished at 8:56 pm. Exactly how long was the film?

- 3 Cartoons started at 4:50 pm and were on for 30 minutes. When did they end?



- 4 The news began at 6:05 pm and finished at 6:51 pm. How many minutes was it on for?

- 5 The football match on TV lasted for 90 minutes and there was a 15 minute break at half-time. It began at 7:45 pm. What time did it finish?



- 6 Tonight's film begins at 9:00 pm and ends at 10:15 pm. Tomorrow's film is twice as long. It begins at 9:00 pm. What time does it end?

- 7 Three episodes of a TV show began at 10:30 am and finished at 11:45 am. How long was each episode if the episodes ran straight on without any gaps?



Make up three time problems of your own for your partner to solve.

Triangles and squares

Remember if the time duration is over 1 hour write it in hours and minutes and not just minutes

A taxi driver has a busy day.

1.38 minutes

I picked up a man at 4:27 pm and dropped him at his home at 5:05 pm.

1 How long was this journey?

I picked up a woman at 6:48 am and dropped her off at work 30 minutes later.

2 What time did the woman arrive at work?

The journey from the station to the town centre usually takes 26 minutes. Today it took 1 hour and 11 minutes.

3 How much longer was this trip than usual?

Each weekday I pick up a man at 7:56 am and drop him at work at 8:26 am.

4 How many hours each week does the taxi driver drive this man?

I left home and drove for 35 minutes to collect Mrs Clark. I arrived there at 12:07 pm.

5 What time did the taxi driver leave home?

I started driving at 11:25 pm. I took a break at 12:40 am.

6 How long did the taxi driver drive before taking a break?



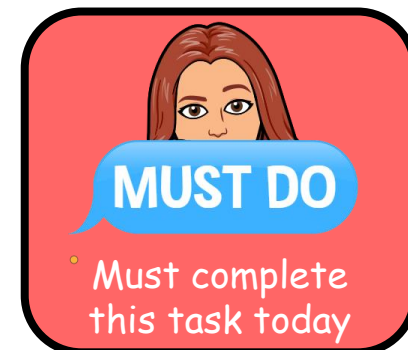
Literacy - Writing (11.50-12.30)

Learning Intention

To be able to write a postcard showing thoughts and opinions.

Success Criteria

- I can write from different viewpoints
- I can use VCOP strategies to make the postcard engaging
- I can use an informal structure



Literacy - Writing (11.50-12.30)

Task 1

- Read through the learning intention and success criteria

Task 2

- Read through the PowerPoint
- Complete a mind map for your plan (who, what, where, when and why)



Task 3

- Design the front of your post card using the examples
- You will be writing from a passenger's viewpoint - explore what they have done, what they think of the ship and how they are feeling in your postcard.
- Write your postcard from the perspective of either a first or third class passenger



Accelerated Reader (12.00-12.20)

Task 1

Log in to MyOn books:

<https://www.myon.co.uk/index.html>

(You can find your username and password on teams and there is a guide on how to log in on the website).

Task 2

- Your accelerated reader account has been linked so to find a book that is suitable for you all you need to do is click on the book icon and then click recommended books
- Choose an accelerated reader book of your choice or a book at home to read for 20 minutes.
- Complete the quiz at the end of the book when you are finished reading

RENAISSANCE
myON

Search myON

Star Score
444

ATOS ZPD
2.9 - 4

Join Group

Recommended Browse myList Search

Books in your ZPD

WATER SPORTS
EXTREME SPORTS

THE SCIENCE BEHIND
Plants

Zeke Meeks
VS HIS BIG PHONY COUSIN
BY L. L. GREEN

WHEEL SPORTS
EXTREME SPORTS

If you usually do reading wise in class then please do 10 minutes of this every day and then 10 minutes of accelerated reader.



French (1.45-2.15)

French Alphabet

L.I To be able to understand that letter sounds are different in French

Task 1

- Watch this video on the French alphabet
<https://video.link/w/f89Ub>

Task 2

Play the game at this link to help you remember the sounds of the French alphabet
<https://www.purposegames.com/game/french-alphabet-quiz#>

Task 3

- Create a French poster with the sounds of the French alphabet on it if you did not complete it last week
- Record a video of yourself saying the French alphabet

