

# Monday 8th March 2021

Good morning P5/6 and welcome to another great day of learning

Make sure that you can  
all access Teams.  
Any issues please  
phone the school on  
**01655 885805.**



P5/6 (2020-2021)

# Timetable

- Workout with Joe Wicks (9.00-9.30)
- Live meet with Miss Clive on Teams (9.45-10.00)
- Literacy - Spelling (10.00-10.30)

## Break

- Number Talk and Maths (10.45 - 12.00)
- Literacy - Accelerated Reader (12.00-12.20)

## Lunch

- Literacy - Titanic Task (1.15-1.45)
- Live meet with Miss Clive on Teams (1.45-2.00)
- Ketchup and Pickles (2.00-3.00)

This is just a suggested timetable. You can swap tasks around to suit your family. Remember each task will be labelled with must, should or could do

LEARNING



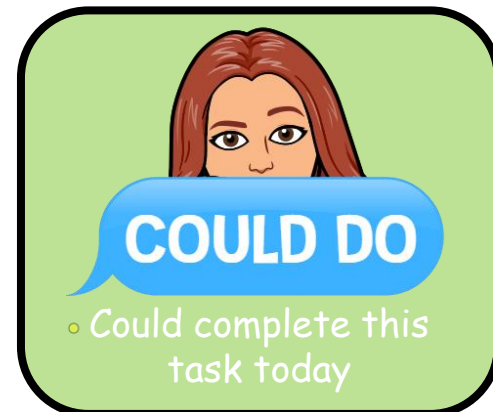
# Workout with Joe (9.00-9.30)



Join in with Joe at 9am

<https://www.youtube.com/c/TheBodyCoachTV/featured>

Send me a message/picture/video clip of you getting active with Joe on the HWB area on teams to let me know how you got on



# Literacy - Spelling (9.45-10.00)

Spelling words on next slide

## Task 1: Understanding the words

- Find out the meaning on any unknown spelling words by asking an adult or using a dictionary.








<https://www.collinsdictionary.com/>

## Task 2: Practising the words

- Look, say, cover, write, check spelling words
- Choose an active spelling strategy to practise your spelling words

## Task 3: Using the words

- Pick some of your words and write them in a sentence

<p>1. ABC Order</p>  <p>Write all of your spelling words in alphabetical (ABC) order.</p>	<p>2. Word Parts</p> <p>Write your words. Then use a coloured pencil to divide the words into syllables. e.g. jumping caterpillar</p>	<p>3. Other Handed</p> <p>Write each word 5 times, switching the hand you write it with each time. Say the word as you spell it.</p>	<p>4. Vowel Spotlight</p> <p>Write your words using one colour for the vowels and another colour for the consonants. (vowels: a, e, i, o, u)</p>
<p>5. Use Technology</p> <p>Type out your spelling words on the computer. Try to use at least 4 different fonts.</p> 	<p>6. Pyramid Words</p> <p>s sp spe spel spell spelli spelling spelling</p> <p>(or make them boat shaped, star, smiley face, etc.)</p>	<p>7. "Ransom" Words</p> <p>"Write" your words by cutting letters out of a newspaper or magazine and gluing the letters on a piece of paper to spell your words.</p> 	<p>8. Rainbow Words</p> <p>Write your spelling words with coloured pencils. Make each letter a different colour.</p> 
<p>9. Scrambled Words</p> <p>Write your words. Then write them again with the letters mixed up. Can you unscramble them again the next day? e.g. watch - chwta</p>	<p>10. Silly Sentences</p> <p>Write 3 or more sentences that use all your spelling words.</p> 	<p>11. Prefixes and Suffixes</p> <p>Underline the prefixes and suffixes in the words you are learning. Make sure you know what they mean. e.g. <u>important</u> <u>happiness</u></p>	<p>12. Word Search</p> <p>Create your own word search with your spellings. Show the answers to your puzzle in a different colour.</p> 
<p>13. Flashcards</p> <p>Make and practice with flashcards. Put the word on one side and definition (meaning) on the other.</p> 	<p>14. Picture &amp; a Story</p> <p>Draw a picture defining each word. Write a sentence about your picture using the word.</p>	<p>15. Words without Vowels</p> <p>Write all of your words replacing vowels with a line. Go back and see if you can fill in the vowels. e.g. q--st--n = question</p>	<p>16. Train Words</p> <p>Write the entire list end-to-end as one long word. Write each new word in a different colour. e.g. trainbackstop</p>



**MUST DO**

- Must complete this task today

# Literacy - Spelling (9.45-10.00)

## Blue

ious, eous, cious,  
tious

anxious  
curious  
furious  
previous  
hideous  
courteous  
vicious  
conscious  
delicious  
malicious  
suspicious  
ambitious  
cautious  
infectious

## Green

ous

dangerous  
enormous  
famous  
generous  
jealous  
nervous  
curious  
furious  
previous  
serious  
various  
victorious  
hideous  
courteous

## Yellow

ous

dangerous  
enormous  
famous  
generous  
jealous  
nervous  
curious  
furious  
previous  
serious  
various  
victorious  
hideous  
courteous

## Purple

wh, ph

when  
where  
which  
while  
what  
wheel  
whisk  
white  
phone  
photo  
pheasant  
alphabet  
elephant  
dolphin


# Maths - Number Talk (10.45-11.00)

- Pick a calculation that suits you but feel free to have a go at more than one
- Try explaining your strategy to an adult or someone at home. Don't forget to tell them about our Number Talk hand signals too!
- Have your strategy ready to share at the afternoon check in.
- Watch the video below if you need some help

MULTIPLICATION STRATEGY

## Repeated Addition

Repeated addition of one factor by the number of times of the other factor.



$4 \times 9$

$9 + 9 + 9 + 9$

$18 + 18$

$36$

2016 © All Sorts of Math

Mild	Medium	Spicy
$5 \times 12$	$9 \times 13$	$5 \times 105$

<https://video.link/w/ihPEb>



**SHOULD DO**

Try to complete this task today

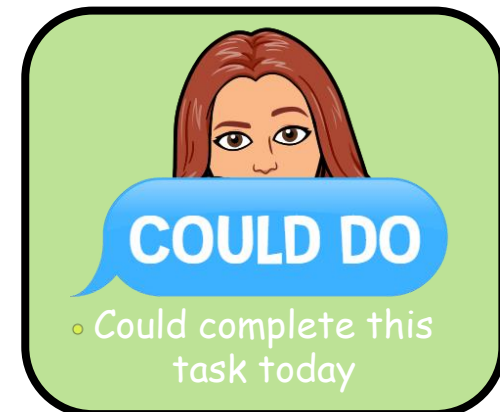
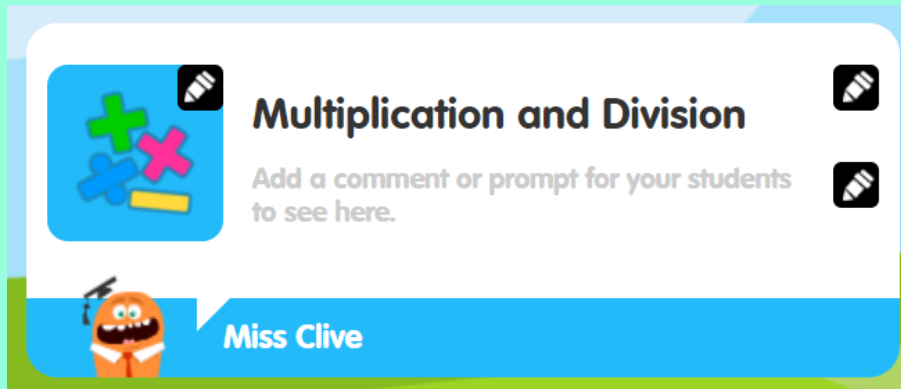
# Maths - Starter (11.00-11.10)

## Starter

Practise your times tables and division on education city.

**Step 1** - Log onto Education City (send me a message on Teams if you do not know your login details)

**Step 2** - Click on the Multiplication and Division City and complete the games



# Maths (11.10-12.00)

## Triangles and Squares

Triangles and squares you will be completing the same tasks today

L.I. To be able to tell the time in minutes to and minutes past the hour on analogue clocks

1. Watch this video <https://youtu.be/QJkYONqIYQM>
2. Complete the tasks
3. Post a picture on teams

### Remember!

There is a maths drop in session on Teams between 12.00-12.15 Come along if you need any help.



**MUST DO**

• Must complete this task today



Write the digital time on each clock and write each time in words

Activities: 1. Write each time on the digital clock 2. Write each time in words

### Minutes PAST the Hour

1.

What time is it?



10:05

5 minutes past 10

2.

What time is it?



:

3.

What time is it?



:

4.

What time is it?



:

5.

What time is it?



:

6.

What time is it?



:

7.

What time is it?



:

8.

What time is it?



:

9.

What time is it?



:

Name: \_\_\_\_\_

Date: \_\_\_\_\_










**MUST DO**

Must complete this task today

Write the digital time on each clock and write each time in words

Activities: 1. Write each time on the digital clock 2. Write each time in words


### Minutes TO the Hour

<p>1.</p> <p>What time is it?</p>  <p>10:40</p> <p>20 minutes to 11</p>	<p>2.</p> <p>What time is it?</p>  <p>:</p>	<p>3.</p> <p>What time is it?</p>  <p>:</p>
<p>4.</p> <p>What time is it?</p>  <p>:</p>	<p>5.</p> <p>What time is it?</p>  <p>:</p>	<p>6.</p> <p>What time is it?</p>  <p>:</p>
<p>7.</p> <p>What time is it?</p>  <p>:</p>	<p>8.</p> <p>What time is it?</p>  <p>:</p>	<p>9.</p> <p>What time is it?</p>  <p>:</p>


**MUST DO**

Must complete this task today


Draw the time shown below each clock. You can draw it on the sheet if you have it printed or you can draw your own clock. Make sure to use a ruler.




10 minutes past 2




25 minutes past 9




15 minutes past 6




5 minutes past 11




25 minutes to 4



15 minutes to 5



5 minutes to 2



20 minutes to 1

# Accelerated Reader (12.00-12.20)

## Task 1

Log in to MyOn books:

<https://www.myon.co.uk/index.html>

(You can find your username and password on teams and there is a guide on how to log in on the website).

## Task 2

- Your accelerated reader account has been linked so to find a book that is suitable for you all you need to do is click on the book icon and then click recommended books
- Choose an accelerated reader book of your choice or a book at home to read for 20 minutes.
- Complete the quiz at the end of the book when you are finished reading

RENAISSANCE  
myON

Search myON

Star Score  
444

ATOS ZPD  
2.9 - 4

Join Group

Recommended Browse myList Search

Books in your ZPD

WATER SPORTS  
EXTREME SPORTS

THE SCIENCE BEHIND  
Plants

Zeke Meeks  
VS HIS BIG PHONY COUSIN  
BY L. L. GREEN

WHEEL SPORTS  
EXTREME SPORTS

If you usually do reading wise in class then please do 10 minutes of this every day and then 10 minutes of accelerated reader.



# Topic - Titanic (1.15-1.45)

L.I. To research the effect of the sinking of the Titanic on ship safety today

Today we are looking at how the Titanic has affected the health and safety surrounding ships today.

1. Read through the information at this site  
<https://titanicnhd.weebly.com/safety-regulations.html>
2. Take some notes in bullet point form about what went wrong with the safety features of the Titanic
3. Take some notes in bullet point form about new laws and regulations that have been put into place
4. Design your own ship and draw it. Write down the safety features that you would have. Make it exciting would you have flying propellers?

