

Tuesday 2nd March 2021

Good morning P4/5!



Tuesday Timetable

- Grammar (09:00 - 09:30am)
- Reading (9:30 - 10:00am)
- Check In and Chat (10:00 - 10:15am)

Break (10:30 - 10:45am)

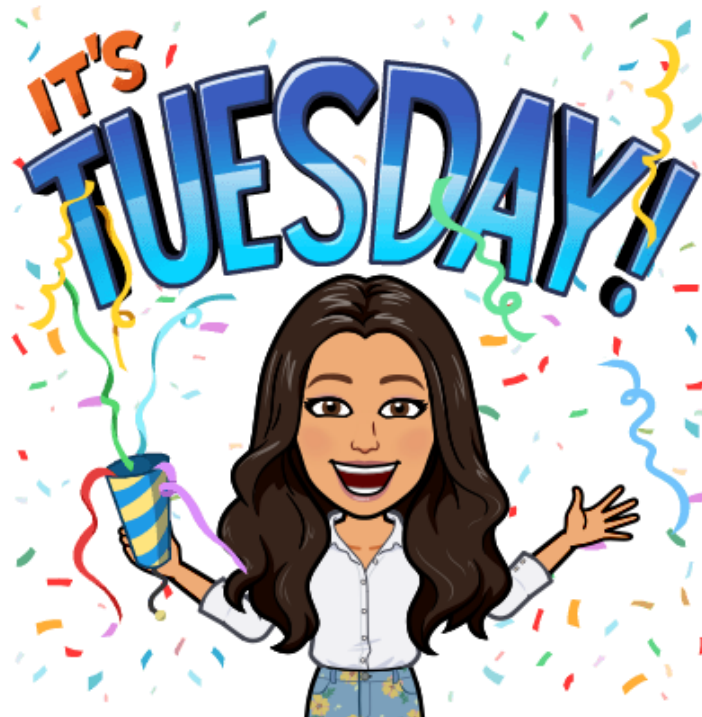
- Number Talk (11:00 - 11:15am)
- Maths (11:15 - 12:15pm)

Lunch (12:30 - 1:15pm)

- Health and Wellbeing (1:15 - 2:00pm)
- Check In and Chat (2:00 - 2:15pm)
- Spelling (2:15 - 3:00pm)
- **Optional Science Experiment**

The maths check ins today will be at the following times:

Circles - 11am
Squares and Triangles - 11:15am



If you don't know what group you are in just get in touch and I will Groupcall it out to you. 😊

Grammar (9:00 - 9:30am)

Have a go at the extension task if you have time 😊

	Yellow Group LI: To use common suffixes.	Blue Group and Green Group LI: To identify and use common prefixes.
Focus	Suffixes	Prefixes
Learning Video	https://video.link/w/dnIWb	https://video.link/w/7oIWb
Written Work	Yellow Group PDF	Green and Blue Group PDF

Blue Group
Please complete extension task.

Leave a message on Teams if you are struggling with this or have any questions. 😊

ReadingWise Group

Please complete a 20 minute session today and do MyOn at the end of the day for 10 minutes. 😊

Accelerated Reader (9:30 - 10:00pm)

LI: To read for pleasure.

LI: To answer questions about what I have read.

Hopefully now everyone is set up on MyOn and can do Accelerated Reader from home. If you are still having issues getting on, please get in touch. 😊

Your Task

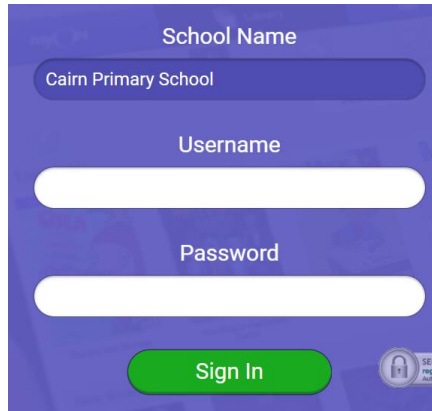
1. Login to MyOn here - <https://www.myon.co.uk/login/index.html>.
2. Once you are in, select a book of **your choice** to read (see the next slides for more information on how to do this).
3. Read for at least 20 minutes.
4. If you manage to finish the book in this time, take the Accelerated Reader quiz at the end. You may need to login here using your Accelerated Reader login (I will post these on Teams if you need it).

If you have any trouble getting on to MyOn please get in touch. There are more detail instructions on the next page and a user guide on the website which you can find here -

<https://blogs.glowscotland.org.uk/sa/cairnprimaryschool/p4-5-remote-learning-2021/>.

How to use MyOn

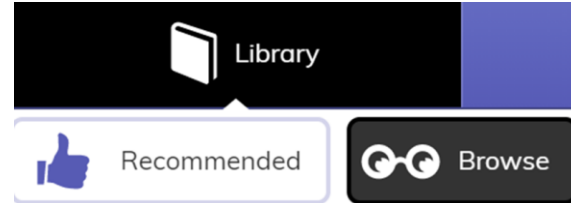
1. Login with your username and password.



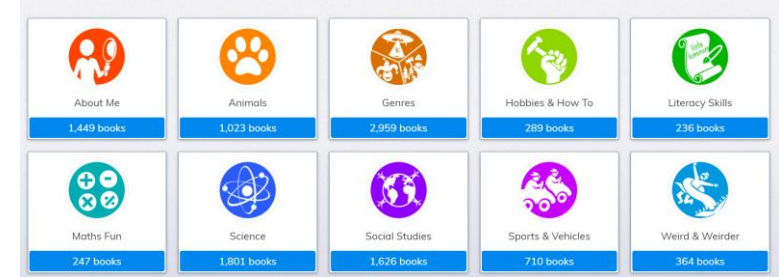
A purple login form with the following fields and buttons:

- School Name: Cairn Primary School
- Username: [input field]
- Password: [input field]
- Sign In button
- SEC logo

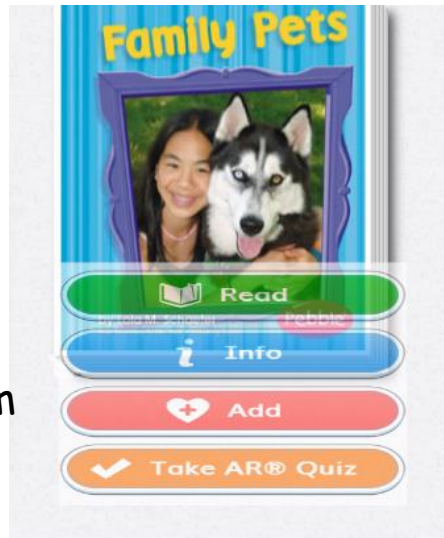
2. Now select the library button at the top and click on browse.



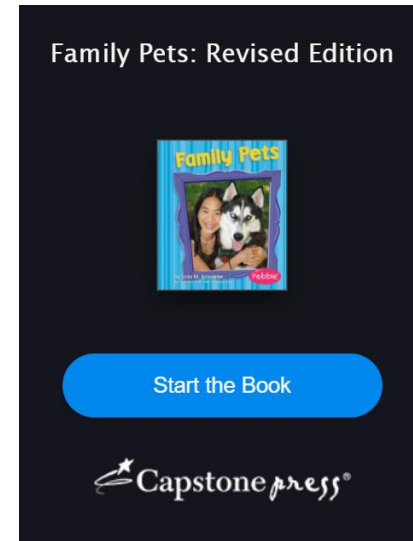
3. Next choose a category that you would like to read about.



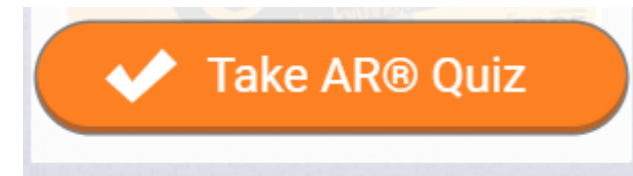
4. Once you have chosen a category, browse through some of the books. If you hover over them you will see that you can find out more information about them before you begin reading.




5. Once you have chosen a book, click the 'read' button to begin reading.



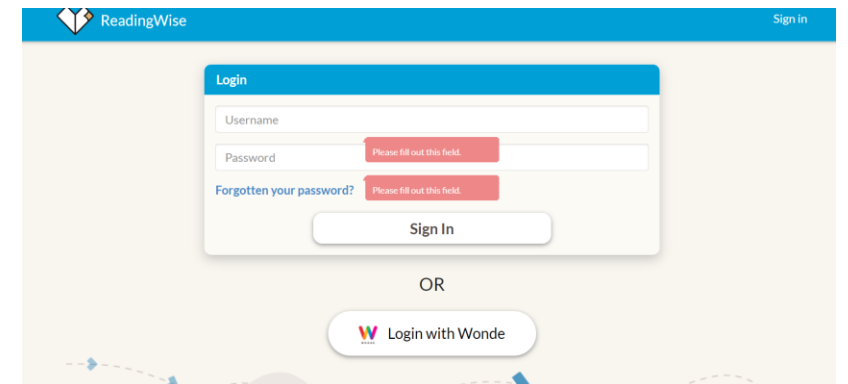
6. Remember to take the AR Quiz when you finish a book.



How to use ReadingWise




1. Type ReadingWise into your internet browser or access it here - <https://app.readingwise.com/>.
2. Then press the 'Login' button up the top of the page.
3. Use your username and password to login (let me know if you need me to send you these).
4. Work through the tasks and complete the activities.
5. When you have a spare 10 minutes or so today login to MyOn to do some more reading.



Check In and Chat (10:00 - 10:15am)

1. How are you?
2. Overview of the day.
3. Vowel and Constantans reminder.
4. Seconds, minutes, hours, days, weeks, months and years.

Please bring something along to play
show me. 😊




Number Talks (11:00 - 11:15)

Focus - Place Value

Take a look at this subtraction strategy. Can you explain it to someone at home?

3rd 4th

SUBTRACTION STRATEGY
Place Value
Decompose and subtract by the place value



$75 - 38$

$70 - 30 = 40$


$5 - 8 = -3$

$40 - 3 = \boxed{37}$

© All in One of Math

4th 5th

SUBTRACTION STRATEGY
Place Value
Decompose and subtract by the place value



$245 - 168$

$200 - 100 = 100$

$40 - 60 = -20$

$5 - 8 = -3$

$100 - 20 - 3 = \boxed{77}$

© All in One of Math

Number Talks (11:00 - 11:15am)

Focus - Partial Products



Pick a calculation that suits you but feel free to have a go at more than one. Try explaining your strategy to an adult or someone at home. Don't forget to tell them about our Number Talk hand signals too! Have your strategy ready to share at the afternoon check in.

Even Hotter	Hot	Spicy	Mild
246 - 168	194 - 57	56 - 38	38 - 24

Maths (11:15 - 12:15pm)

Please make sure you watch the videos before you begin and come to the maths check in to go over the learning in more detail. 😊

	Circles LI: To understand that there are 24 hours in a day. Maths Support Meeting - 11:00am	Squares and Triangles LI: To explain how many days are in each week, month and year. LI: To identify 24hour notation (triangles only - challenge). Maths Support Meeting - 11:15am
Focus	Hours in a day	Weeks, Months and Years
Learning Video	https://video.link/w/3FKWb	https://video.link/w/7tMWb
Main Task	Circles Maths Work (PDF)	Squares Maths Work (PDF) Triangles (PDF) Triangles Challenge (PDF)
Extension or Early Finished	Have a go at the game on the next slide.	

Extension - Time Game

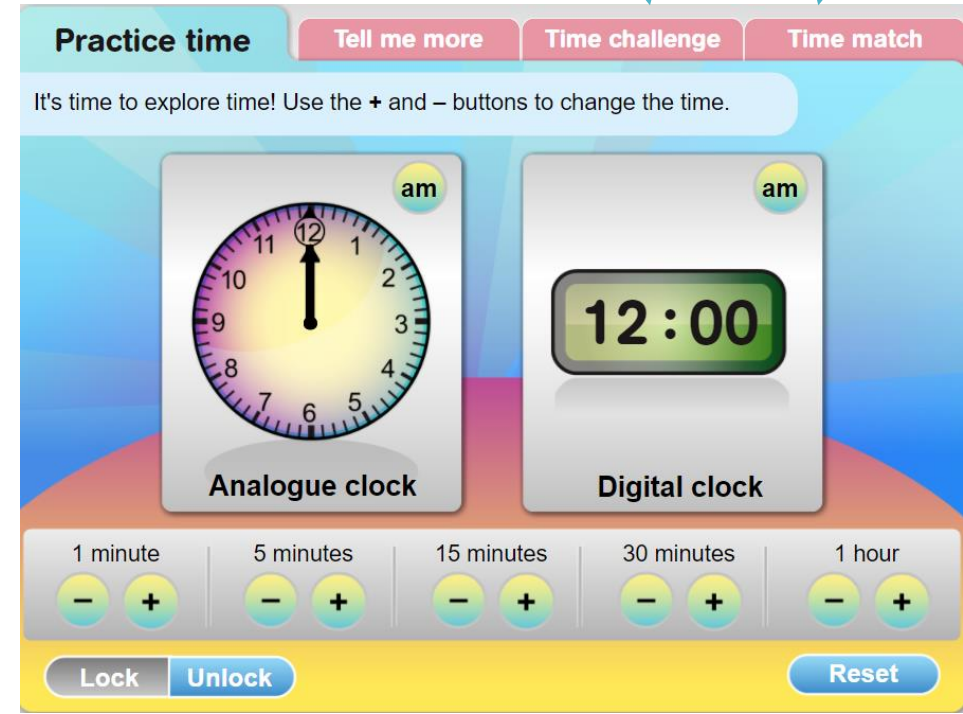
Have a go at the following time game - <http://www.scottle.edu.au/ec/viewing/L9643/index.html>.

Time challenge and time match are super fun!

1. Start by matching the times that appear on screen and then press 'start'.

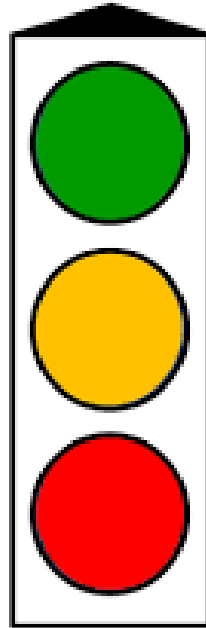


2. Now work through the four tabs at the top. A light blue coloured box will appear telling you what to do on each page.



How do you feel you did with the maths work today?

If you don't have coloured pencils at home, write the colour you are feeling in words to show me how you got on before uploading your work to teams.



I understand what to do and can do it on my own.

I think I understand what to do but need more practice.

I don't really understand and need someone to help.



I am available on Teams each day from 9am to 3pm so please just message me if you feel you are struggling and we can look at your work together. **Remember it's okay to be in the learning pit, that just means your brain is working super hard!**

HWB - P.E. (1:15 - 1:45pm)

LI: To increase my fitness levels.



Let's get outdoors for P.E. today and enjoy this lovely weather. Here are some activities you can do...



Family Walk



Light Jog/ Daily Mile



Cycle

HWB - (1:45 - 2:00pm)

LI: To give my opinion about home learning.



? ? ?
THOUGHTS?
? ? ?


Yesterday we were thinking about 'pupil voice' and how you use this at school. Miss Flint would really appreciate it if you could fill out the following survey about your experience of online learning.

Before you begin, have a think about your online learning experience and what you have liked about it. Also think about the things you haven't liked so much and discuss what you think with someone at home. Then click on the following link to complete the survey.

<https://forms.office.com/Pages/ResponsePage.aspx?id=oyzTzM4Wj0KVQTctawUZKcWoX6na2zFDrGhJxG-qqjhUQ1kyNIROSEJLQkdaVkhLVFZBWTfPUzRGSi4u>

Check In and Chat (2:00- 2:15pm)

1. How was your day?
2. Number Talks
3. Teacher Read - Fing.



Literacy - Spelling (2:15 - 2:45)

LI: To be able to use spelling patterns to help us spell words accurately.

Practise your spelling words using a **different strategy** from the spelling menu and then upload your work to Teams. Remember to look up any words you don't know the meaning of using <https://www.collinsdictionary.com/>.

Blue Rule: tricky words 4 Book 6 Unit 25	Green Rule: ea Book 4 Unit 1	Yellow Rule: soft le el al il endings Book 2 Unit 18	Purple Rule: ee ea and e-e Book 2 Unit 2
sacrifice criticise prejudice privilege language soldier vehicle muscle parliament conscience environment temperature bargain vegetables desperate definite average government	dead head read bread thread spread health wealth feather leather weather ready steady healthy wealthy	1. candle 2. handle 3. paddle 4. middle 5. angle 6. bangle 7. rectangle 8. camel 9. chisel 10. jewel 11. satchel 12. pedal 13. petal 14. signal 15. usual	1. been 2. seed 3. sheep 4. sweet 5. cheese 6. bean 7. steam 8. Stream 9. seat 10. meat 11. please 12. these 13. complete
		16. fossil 17. Tonsil	

Optional Science Experiment

LI: To find out about the effects of different water temperatures.

Why is water important?

Discuss an answer to this question with someone at home and then read the information below.

Life on Earth cannot exist without water which is a pretty good reason why we need to understand it. Luckily almost 70% of our planet is covered in it. The ocean accounts for over 96% of all water on Earth. However; people, crops and animals in need of drinking water cannot use any of the ocean's water without changing its properties.

However, the ecosystem of our earth is like a giant spider's web. When one part of the ecosystem changes, it has ripple-like effects on all different parts of our environment.

Water Experiment

You will need:

- 3 glasses
- Cold water
- Room temperature water
- Hot water
- Food dye
- Dropper
- 3 stop watches

Optional Extension:

Find out at what temperature water **boils**, **melts** and **freezes**.

What to do:

1. Fill one glass with cold water, one with room temperature water and one with hot water (It is best to prepare the cold water and room temperature water earlier. Leave one glass in the refrigerator for at least an hour prior to the experiment. Leave another glass sitting out for at least an hour too, as if the water in your pipes is a bit cold this will reduce the efficacy of the experiment).
2. Place a stop watch in front of each glass.
3. Fill the dropper with food dye.
4. Drop 2-3 drops of food dye in each of the glasses and observe how the food dye behaves in each different water temperature.
5. Start the stop watches when the food dye is dropped.
6. Stop each watch as the food dye has mixed completely with the water.
7. On Teams, tell me what you found out. 😊