

Monday 1st March 2021

Good morning P4/5!



Monday Timetable

- Spelling (9:00 - 9:30am)
- Reading (9:30 - 10:00am)
- Check In and Chat (10:00 - 10:15am)

Break (10:30 - 10:45)

- Mental Maths Starter (10:45 - 11:00am)
- Number Talk (11:00 - 11:15am)
- Maths (11:15 - 12:15pm)


Lunch

- P.E. (1:15 - 2:00pm)
- Check In and Chat (2:00 - 2:15am)
- Health and Wellbeing (2:15- 3:00pm)

The maths check ins today will be at the following times:

Circles - 11:15am
Squares - 11:30am
Triangle - 11:45am

Chloe, Aleshia and Sophia Mrs Maxwell will group call your groups out to you this morning. 😊



Our check in times have changed to 10:00am and 2:00pm.

Literacy - Spelling (9:00 - 9:30am)

LI: To be able to use spelling patterns to help us spell words accurately.

<p>Blue Rule: tricky words 4 Book 6 Unit 25</p>	<p>Green Rule: ea Book 4 Unit 1</p>	<p>Yellow Rule: soft le el al il endings Book 2 Unit 18</p>	<p>Purple Rule: ee ea and e-e Book 2 Unit 2</p>	<p>Task</p>
<p>sacrifice criticise prejudice privilege language soldier vehicle muscle parliament conscience environment temperature bargain vegetables desperate definite average government</p>	<p>dead head read bread thread spread health wealth feather leather weather ready steady healthy wealthy</p>	<p>1. candle 2. handle 3. paddle 4. middle 5. angle 6. bangle 7. rectangle 8. camel 9. chisel 10. jewel 11. satchel 12. pedal 13. petal 14. signal 15. usual 16. fossil 17. tonsil</p>	<p>1. been 2. seed 3. sheep 4. sweet 5. cheese 6. bean 7. steam 8. Stream 9. seat 10. meat 11. please 12. these 13. complete</p>	<ol style="list-style-type: none"> Look at your spelling words and say them aloud. Practise your words using a strategy from the spelling menu. Pick some of your spelling words and put them into sentences (it's up to you whether you want to do all of them or just the ones you find most tricky). Don't forget to discuss what they mean. Use the dictionary to help you - https://www.collinsdictionary.com/

Accelerated Reader (9:30 - 10:00pm)

LI: To read for pleasure.

LI: To answer questions about what I have read.

Hopefully now everyone is set up on MyOn and can do Accelerated Reader from home. If you are still having issues getting on, please get in touch. 😊

Your Task

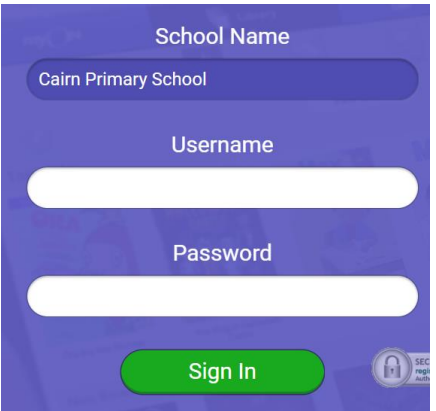
1. Login to MyOn here - <https://www.myon.co.uk/login/index.html>.
2. Once you are in, select a book of **your choice** to read (see the next slides for more information on how to do this).
3. Read for at least 20 minutes.
4. If you manage to finish the book in this time, take the Accelerated Reader quiz at the end. **You may need to login here using your Accelerated Reader login** (I will post these on Teams if you need it).

If you have any trouble getting on to MyOn please get in touch.

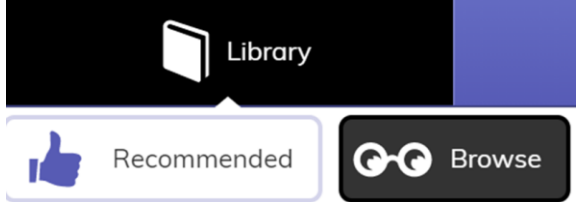
A parent and pupil guide has been uploaded to the Admin section of the website. Please have a look at this if you haven't managed to get on.

How to use MyOn

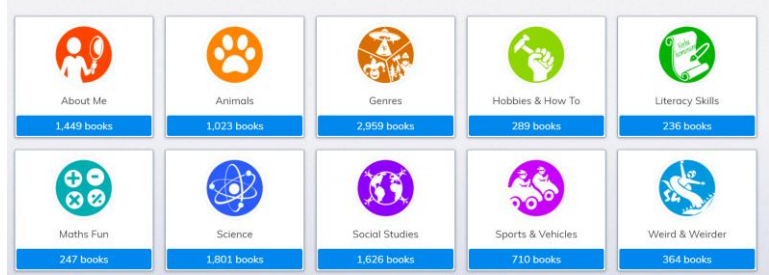
1. Login with your username and password.



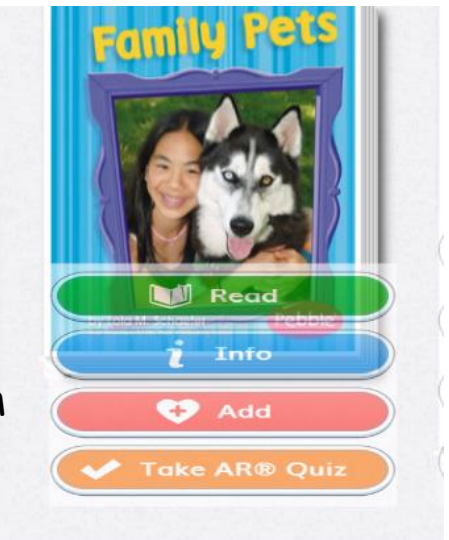
2. Now select the library button at the top and click on browse.



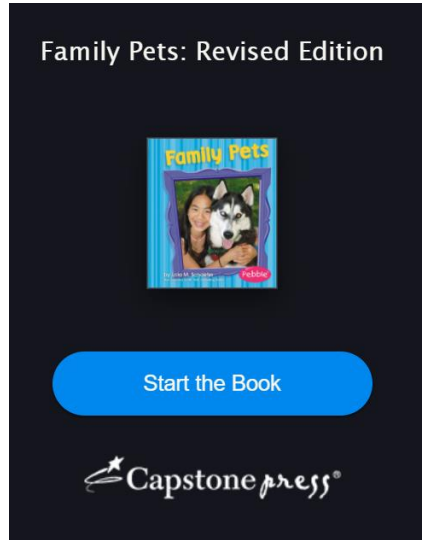
3. Next choose a category that you would like to read about.



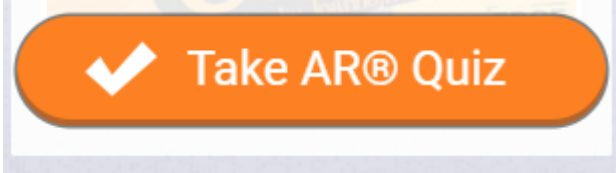
4. Once you have chosen a category, browse through some of the books. If you hover over them you will see that you can find out more information about them before you begin reading.



5. Once you have chosen a book, click the 'read' button to begin reading.



6. Remember to take the AR Quiz when you finish a book.



Check in and Chat (10:00 - 10:15am)

LI: To listen to others and discuss our holidays.

1. Overview of the day/week.
2. How was your weekend? What did you do?
3. Information Slides
4. 6 times table bingo.



6	30	54
66	42	18

Maths Starter (10:45 - 11:00am)

As you know it is important to practise our tables regularly.

As a maths starter today, have a go at the two multiplication problems.

Remember to use concrete or pictorial resources if you like. 😊

8 cars are in a car park. How many wheels are there altogether?



If 3 cars arrive at a party at the same time, each carrying 4 passengers, how many people arrive at once?



Number Talks (11:00 - 11:15)

Focus - Removal

Take a look at this subtraction strategy. Can you explain it to someone at home?

3rd 4th

SUBTRACTION STRATEGY
Removal

Start with the **minuend**, remove the **subtrahend** in friendly chunks.

$$22 - 8 = 14$$

A number line diagram illustrating the removal strategy for 22 - 8 = 14. The number line has tick marks at 14, 20, and 22. A box is drawn around the number 14. A bracket above the line spans from 22 to 20, with '-8' written above it. Two red arcs are drawn below the line: one from 22 to 20 labeled '-6', and another from 20 to 14 labeled '-2'.

2018 © All Sorts of Math

4th 5th

SUBTRACTION STRATEGY
Removal

Start with the **minuend**, remove the **subtrahend** in friendly chunks.

$$122 - 28 = 94$$

A number line diagram illustrating the removal strategy for 122 - 28 = 94. The number line has tick marks at 94, 100, and 122. A box is drawn around the number 94. A bracket above the line spans from 122 to 100, with '-28' written above it. Two red arcs are drawn below the line: one from 122 to 100 labeled '-6', and another from 100 to 94 labeled '-22'.

2018 © All Sorts of Math

Number Talks (11:00 - 11:15am)

Focus - Repeated Subtraction



Pick a calculation that suits you but feel free to have a go at more than one. Try explaining your strategy to an adult or someone at home. Don't forget to tell them about our Number Talk hand signals too! Have your strategy ready to share at the afternoon check in.

Even Hotter	Hot	Spicy	Mild
$465 - 152$	$142 - 36$	$55 - 28$	$34 - 7$

Maths (11:15 - 12:15pm)

Please make sure you watch the videos before you begin and come to the maths check in to go over the learning in more detail. 😊

	Circles LI: To read simple timetables. Maths Support Meeting - 11:15am	Squares LI: To read the time and calculate minutes before/after. Maths Support Meeting - 11:30	Triangles LI: To convert and match analogue and digital times. Maths Support Meeting - 11:45
Focus	Timetables	Reading the Time (Analogue and Digital)	Analogue to Digital
Learning Video	https://www.youtube.com/watch?v=SZv_a0fjDfE	https://video.link/w/dmwRb	https://www.youtube.com/watch?v=72MmaggC_ZtA
Main Task	Circles Maths Work (PDF)	Squares Maths Work (PDF)	Triangles (PDF) Triangles Challenge (PDF)
Extension or Early Finished	Have a go at the game on the next slide.		

Extension - Time Game

Have a go at the following time game -
<http://www.scottle.edu.au/ec/viewing/L9643/index.html>.

Time challenge
and time match
are super fun!

1. Start by matching the times that appear on screen and then press 'start'.

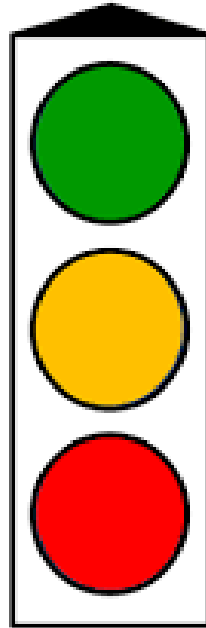


2. Now work through the four tabs at the top. A light blue coloured box will appear telling you what to do on each page.



How do you feel you did with the maths work today?

If you don't have coloured pencils at home, write the colour you are feeling in words to show me how you got on before uploading your work to teams.



I understand what to do and can do it on my own.

I think I understand what to do but need more practice.

I don't really understand and need someone to help.



I am available on Teams each day from 9am to 3pm so please just message me if you feel you are struggling and we can look at your work together. **Remember it's okay to be in the learning pit, that just means your brain is working super hard!**

HWB - P.E. (1:15 - 2:00pm)

LI: To increase my fitness levels.

Don't forget to record this exercise on your active schools daily exercise tracker.

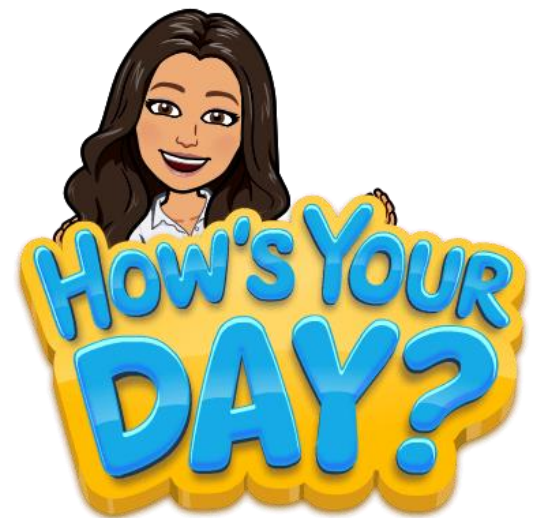
Today I thought we would workout with Joe for a change. Use the following link to click on today's video and complete your daily exercise on the Body Coach TV -

https://www.youtube.com/results?search_query=Joe+Wicks+P.E.



Check in and Chat (2:00 - 2:15pm)

1. How did you get on with the Number Talks?
2. Time Revision Catch up - seconds, minutes, hours, days, weeks, months and years.



Health and Wellbeing - Pupil Voice (2:15 - 3:00pm)

LI: To demonstrate my understanding of pupil voice and why it is important.

The basis for pupil voice is found in Article 12 of the United Nations Convention on the Rights of the Child which sets out the right of children to express an opinion and to be included in decisions that involve and affect them.

Think about the ways in which you are asked to give your pupil voice at school and discuss them with someone at home. For example, you might be asked to vote for something in class by a show of hands. How else are you asked to give your pupil voice?

Now discuss with someone at home why it is a positive thing that you are asked to give your pupil voice.



Pupil Voice P4/5

Now I want you to think about when we come back to school and the values that are important for our class (think about our school values to help you). I want you to **use the template provided** (see separate PDF called 'P4-5 Values') to name a class value you think is important and how we can demonstrate this when we are back at school.

I will look at all the values you suggest and use these to make a set of P4/5 values that we should all aspire to achieve. It will look a bit like this one here. >>>

