

# P5/6 Home Learning Activities

Friday 29<sup>th</sup> January



Good morning P5/6, happy Friday! Welcome to another fun day of learning. Ollie and I hope you have an amazing day of learning. I can't wait to see all your hard work that you post to teams throughout the day 😊

Every day I will upload a document like this which has all of the work that you have to do that day. There might be links that you click on which will take you to a website/video or there might be other powerpoints/documents that I will direct you to. Please don't worry as I will tell you where everything that you need is for every lesson. If there is anything that you can't access or can't find please just send me a message on teams and I can help you. You can complete your work in whatever way that is best for you e.g. a jotter, paper, word document and then you can upload a picture of it to our team (I have attached a guide on how to upload a picture to teams on the website and on our class teams under the general section).

**If you require any materials e.g. pencil, paper etc. please phone the school and we can arrange a time for you to safely collect these items.**

## Daily Check in and Chat 😊

There will be two check-ins every day on the 'general area' of our teams where we can have a chat or you can ask me any questions. We also might discuss some of our learning e.g. our number talk or read a chapter of our book. I can't wait to see you all there!

Morning Check In

9.45am

Afternoon Check In

1.45pm

## Timetable

### Before Break

- P.E with Joe
- Check-in at 9.45 with Miss Clive on Teams
- Literacy - Scots Poem
- Literacy - Spelling Test
- Literacy - Accelerated Reader

### After Break

- Number Talk
- Maths

### After Lunch

- Check-in at 1.45 with Miss Clive on Teams
- Topic - Titanic

This is just a suggested timetable that you could follow. You do not have to do the tasks in this order or at these times. Please do whatever suits you and your family.

## HWB

### P.E with Joe Wicks 9.00am

Every Monday, Wednesday and Friday Joe Wicks will be streaming a 20-minute P.E lesson that you can join in with at home. I will leave the link below that you can click on to access the YouTube channel. Just click on the stream for Monday 11<sup>th</sup> January. Don't worry if you can't join in at 9.00am, the video will still be there after for you to watch and take part.

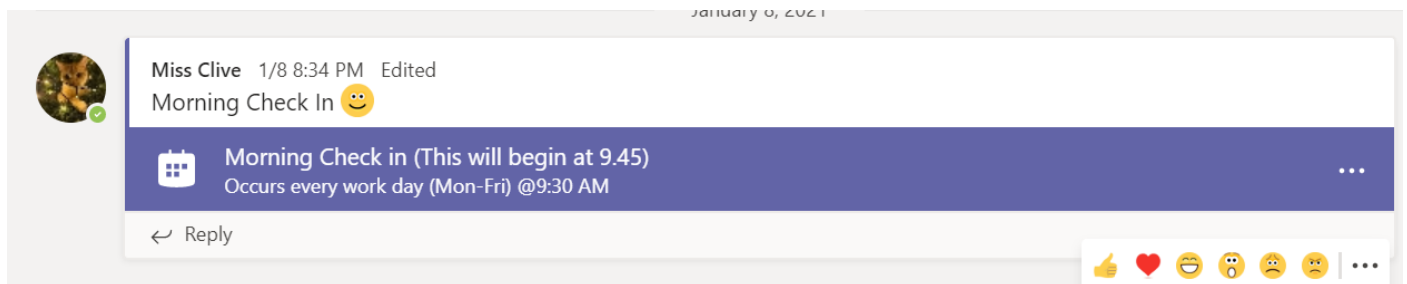
<https://www.youtube.com/c/TheBodyCoachTV/featured>

Send me a message/picture/video clip of you getting active with Joe on the HWB area on teams to let me know how you got on 😊

## Morning Check In - 9.45am

Please join our daily live meeting for P5/6 at 9.45am. You might need to get an adult to help you the first time we do this. It's a great chance to have a catch up with the whole class online together. You can ask questions about the learning too 😊. You can join both of the daily sessions or just one of them, whatever suits your family

Any problems - contact Miss Clive on Teams or ask an adult to call the school on 01655 885802. Please see below for the area on teams that you should look out for. Simply press join and it will allow you to join the meeting - just like we do for zoom to the room on a Friday.



## Talking and Listening

### Scots Poem

L.I. To be able to learn and understand a scots poem

Today we are going to learn another two verse of our poem and look at them in more detail. We will also try to put all the verses together that we have learned. Try to see how much you can remember

Task 1 - Listen to the poem again <https://video.link/w/x2wIb>

Task 2 - Read over the next two verses below. Look at the words that have been underlined and see if you can think of what they could mean.

But when he lowped the palins  
an he fell an skint his nose  
I tukty ma heels an beltit  
right up ma granny's close.

I could feel the sterrwell shakin  
as efter me he tore,  
an he nearly cracked his wallies  
as he cursed at me an swore.

### Task 3

Try to read what we have learned so far out loud either to yourself or to an adult.

## The Ballad of Janitor Mackay by Margaret Green

I wis playin keepie uppie  
in the street outside the schule,  
when Jock McCann's big brither  
who's an idjit an a fule,

went an tuk ma fitba aff me  
an he dunted it too hard  
an it stated ower the railins  
inty the janny's yard.

Aw, Mackay's a mean auld scunner.  
He wis dossin in the sun,  
an when ma fitba pit wan oan him  
big McCann beganty run,

an Mackay picked up ma fitba  
an he looked at me an glowered  
but I stood ma ground, fur naebody  
will say that I'm a coward.

But when he lowped the palins  
an he fell an skint his nose  
I tukty ma heels an beltit  
right up ma granny's close.

I could feel the sterrwell shakin  
as efter me he tore,  
an he nearly cracked his wallies  
as he cursed at me an swore.

# Literacy

## Spelling Test

Task 1: Revise your spelling words (shown below)

Task 2: Spelling Test (ask an adult/sibling to help by asking you the words)

Task 3: Share your score on teams (if you are ok about it)

Task 4: Practise any words you got incorrect words and test yourself on them again

Blue	Green/Yellow	Purple
Unit 15 - hyphens and apostrophes	Unit 13- contractions	Unit 22 - air, ear, are
co-ordinate co-operative re-enter re-apply non-stop non-stick well-known don't can't couldn't shouldn't she'll they'll	I'll he's she's there's where's here's don't isn't doesn't didn't couldn't wouldn't	air fair hair pair chair stairs bear wear care dare share scare

# Literacy

## Accelerated Reader

### Task 1

- Log on to epic books (I have uploaded a guide to show you how to do this on the **daily work area** of teams or on the website under **admin**).

### Task 2

- Choose an accelerated reader book of your choice or a book at home to read for 20 minutes.
- Remember what colour/level of books you were reading in class and try to choose something similar
- If you finish a book take a quiz like you would in class using this link <https://ukhosted98.renlearn.co.uk/6984984/>

Pink 0.0-1.9

Orange 2.0-2.9

Red 3.0-3.9

Blue 4.0-4.9

Green 5.0-5.9

If you usually do reading wise in class then please do 10 minutes of this every day and then 10 minutes of accelerate reader. If you are not sure of your log in details just send me a message and I will give you them.

## BREAK TIME

Take a break from school work, have a snack, cuddle your pet or stretch your legs🤗

## Numeracy

### Times Tables Practise

Spend 10 minutes on Hit the Button practising your times tables. You could send me a picture of what score you got. The link to Hit the Button is listed below.

<https://www.topmarks.co.uk/maths-games/hit-the-button>

### Number Talk - Partial Products

The number talk that we will be looking at this week is a multiplication strategy called partial products. We will need to do it a little differently as we are not together. Choose a question in our chilli challenge to have a go at or have a go at more than one if your want a challenge. Try to do it in your head first and then you could show an adult at home how you would write it up like we do on the board or you can write it down like it is in the poster and send it to me on teams or show me at the afternoon check-in.

MULTIPLICATION STRATEGY  
**Partial Products**  
Break one factor into expanded notation, then use distributive property to multiply.

$3 \times 16$

$3 \times (10 + 6) = 30 + 18$

3	10	6
	30	18

$3 \times 16 = 48$

3rd 4th

2018 © All rights reserved.

Mild	Medium	Spicy
$4 \times 16$	$6 \times 78$	$4 \times 548$

If you are finding this a little tricky you can watch a video at the link below. It has lots of examples so you don't need to watch all of them if you begin to understand it.

<https://video.link/w/pM9Hb> (watch until 2 mins 50)

## Numeracy - Fractions

Remember to keep practising your times tables because it will make this work a lot easier to understand. Find your work, complete it and take a picture to post on the 'Numeracy and Maths' area on teams. If you are stuck or are finding it a little bit tricky please leave a message on the 'ask Miss Clive' area on teams and I can help you 😊

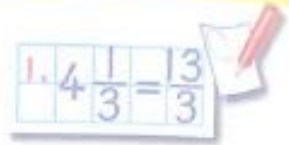
Triangles	Squares
L.I. To be able to calculate and record improper fractions	L.I. To be able to use the multiplication strategy to identify equivalent fractions
<p>Today we are going to continue our work on improper fractions and mixed numbers. We will be looking at how to convert between the two. Today will be our last day at looking at converting improper fractions and mixed numbers</p> <p>1. Re-watch this video that shows you how to convert improper fractions to mixed numbers <a href="https://video.link/w/iWNIb">https://video.link/w/iWNIb</a></p> <p>2. Complete task 1 and 2</p> <p>3. Post a picture on teams</p>	<p>Today is our last day of identifying equivalent fractions using multiplication</p> <p>1. Re-watch this video if you need to that shows you how to find a missing number in equivalent fractions <a href="https://video.link/w/dBzIb">https://video.link/w/dBzIb</a></p> <p>2. Complete Task 1 and 2</p> <p>3. Post a picture on teams</p>

# Task 1 - Triangles

FDP2.4

## Mixed numbers and improper fractions

Write each as an improper fraction.



1  $4 \frac{1}{3}$

2  $5 \frac{2}{5}$

3  $1 \frac{3}{4}$

4  $6 \frac{4}{5}$

5  $2 \frac{7}{8}$

6  $1 \frac{7}{10}$

7  $3 \frac{5}{7}$

8  $1 \frac{5}{6}$

9  $4 \frac{3}{8}$

10  $11 \frac{2}{3}$

11  $14 \frac{1}{4}$

12  $8 \frac{5}{9}$

13  $3 \frac{8}{12}$

14  $7 \frac{5}{11}$

15  $12 \frac{5}{9}$

16  $6 \frac{13}{15}$



Use 1–10 number cards.

Choose two cards to create an improper fraction that can also be written as a mixed number.

Record your numbers.

Do this several times. What is the highest mixed number you can make? And the lowest?

Write the missing numbers.

17  $1 \frac{3}{5} = \frac{\square}{5}$

18  $2 \frac{\square}{7} = \frac{18}{7}$

19  $3 \frac{2}{3} = \frac{\square}{3}$

20  $5 \frac{\square}{9} = \frac{49}{9}$

21  $\square \frac{3}{8} = \frac{51}{8}$

22  $\square \frac{3}{4} = \frac{19}{4}$

23  $8 \frac{7}{10} = \frac{\square}{10}$

24  $2 \frac{\square}{6} = \frac{17}{6}$

25  $\square \frac{1}{2} = \frac{9}{2}$

26  $7 \frac{4}{5} = \frac{\square}{5}$

27  $5 \frac{\square}{3} = \frac{17}{3}$

28  $\square \frac{2}{15} = \frac{47}{15}$





## Task 2 - Triangles

Play this game on active learn. You will need to convert the mixed numbers at the bottom to improper fractions and see which ones match up.



### [SL Individual Practice Game 58: Balloon pop \(I-dot\)](#)



**FDP2.4**

I have explored improper fractions and mixed numbers

Suggested for:

Second Level

[> More info](#)

## Task 1 - Squares

1)  $\frac{1}{3} = \frac{\quad}{6}$       2)  $\frac{1}{4} = \frac{\quad}{12}$       3)  $\frac{1}{3} = \frac{\quad}{9}$       4)  $\frac{1}{2} = \frac{\quad}{12}$

5)  $\frac{1}{4} = \frac{\quad}{8}$       6)  $\frac{1}{2} = \frac{\quad}{8}$       7)  $\frac{1}{6} = \frac{\quad}{12}$       8)  $\frac{1}{5} = \frac{\quad}{10}$

9)  $\frac{2}{2} = \frac{\quad}{4}$       10)  $\frac{3}{4} = \frac{\quad}{8}$       11)  $\frac{2}{3} = \frac{\quad}{6}$       12)  $\frac{2}{4} = \frac{\quad}{12}$

13)  $\frac{2}{3} = \frac{\quad}{9}$       14)  $\frac{4}{6} = \frac{\quad}{12}$       15)  $\frac{3}{5} = \frac{\quad}{10}$       16)  $\frac{3}{4} = \frac{\quad}{12}$


17)  $\frac{4}{5} = \frac{\quad}{10}$       18)  $\frac{3}{6} = \frac{\quad}{12}$       19)  $\frac{2}{5} = \frac{\quad}{10}$       20)  $\frac{4}{4} = \frac{\quad}{12}$

21)  $\frac{1}{2} = \frac{4}{\quad}$       22)  $\frac{1}{4} = \frac{3}{\quad}$       23)  $\frac{1}{3} = \frac{3}{\quad}$       24)  $\frac{2}{4} = \frac{4}{\quad}$

25)  $\frac{1}{2} = \frac{5}{\quad}$       26)  $\frac{3}{4} = \frac{6}{\quad}$       27)  $\frac{2}{3} = \frac{6}{\quad}$       28)  $\frac{3}{4} = \frac{9}{\quad}$

## Task 2 - Squares

Play this game that has been set for you on Active Learn. Remember to use what you have learned this week and multiply your fractions by 2, 3, 4 etc to get different equivalent fractions.



### [SL Individual Practice Game I3: Bingo! \(I-dot\)](#)



FDP2.5

I can create a set of equal fractions and can decide if fractions are equal

[> More info](#)

Suggested for:

Second Level

## Afternoon Check In - 1.45pm

Please join our daily afternoon live meeting for P5/6 at 1.45pm. You might need to get an adult to help you the first time we do this. It's a great chance to have a catch up with the whole class online together. You can ask questions about the learning too 😊. You can join both of the daily sessions or just one of them, whatever suits your family

Any problems - contact Miss Clive on Teams or ask an adult to call the school on 01655 885802. Please see below for the area on teams that you should look out for. Simply press join and it will allow you to join the meeting - just like we do for zoom to the room on a Friday. The join button will appear after 1.45pm.



Miss Clive 1/8 8:37 PM Edited  
Afternoon Check In 😊



Afternoon Check In (This will begin at 1.45)  
Occurs every work day (Mon-Fri) @1:30 PM



← Reply

## Topic - Titanic

### Dining on the Titanic

#### Task 1:

- Read through the PowerPoint "Thursday 7th May Titanic Dining". You will learn about dining in 1st, 2nd and 3rd class.
- Research any dishes that you don't recognise. There are lots from 1st class that I had to research!
- Remember - even 3rd class dining was luxurious compared to other ships at the time!

#### Task 2:

- Watch this video about first class dining on the Titanic: <https://video.link/w/KpoJb>

#### Task 3:

- Design a menu for the Titanic. You can choose which class!
- Choose foods that fit in with your class. You can use the internet to help.
- Create a style for your menu which fits with the style of the Titanic.
- Try to use your fanciest and beautiful writing!



## End of the Day 😊

Thank you for all of your hard work today p5/6! You have done extremely well and I am proud of the effort you have all put in. Remember if you would just like to chat to your classmates or send a picture of your animal then you can do that in the teams chat area. See you all tomorrow for some more learning!

Miss Clive 😊