


P5/6 Home Learning Activities

Wednesday 27th January 2021



Good morning P5/6, happy Wednesday! Welcome to another fun day of learning. Riley and I hope you have an amazing day of learning. I can't wait to see all your hard work that you post to teams throughout the day 😊

Every day I will upload a document like this which has all of the work that you have to do that day. There might be links that you click on which will take you to a website/video or there might be other powerpoints/documents that I will direct you to. Please don't worry as I will tell you where everything that you need is for every lesson. If there is anything that you can't access or can't find please just send me a message on teams and I can help you. You can complete your work in whatever way that is best for you e.g. a jotter, paper, word document and then you can upload a picture of it to our team (I have attached a guide on how to upload a picture to teams on the website and on our class teams under the general section).

If you require any materials e.g. pencil, paper etc. please phone the school and we can arrange a time for you to safely collect these items.

Daily Check in and Chat 😊

There will be two check-ins every day on the 'general area' of our teams where we can have a chat or you can ask me any questions. We also might discuss some of our learning e.g. our number talk or read a chapter of our book. I can't wait to see you all there!

Morning Check In

9.45am

Afternoon Check In

1.45pm

Timetable

Before Break

- P.E with Joe
- Check-in at 9.45 with Miss Clive on Teams
- Literacy - Grammar
- Literacy - Spelling

After Break

- Number Talk
- Maths

After Lunch

- IDL - Titanic
- Check-in at 1.45 with Miss Clive on Teams
- Literacy - Accelerated Reader

This is just a suggested timetable that you could follow. You do not have to do the tasks in this order or at these times. Please do whatever suits you and your family.

HWB

P.E with Joe Wicks 9.00am

Every Monday, Wednesday and Friday Joe Wicks will be streaming a 20-minute P.E lesson that you can join in with at home. I will leave the link below that you can click on to access the YouTube channel. Just click on the stream for Monday 11th January. Don't worry if you can't join in at 9.00am, the video will still be there after for you to watch and take part.

<https://www.youtube.com/c/TheBodyCoachTV/featured>

Send me a message/picture/video clip of you getting active with Joe on the HWB area on teams to let me know how you got on 😊

Literacy

Grammar - a or an

This week in our grammar lesson we will be learning about when we use a or an. Watch the video below and then complete the tasks below. Remember to post a picture of your work to the Literacy area on teams when you are finished.

Task 1

Watch the video at this link <https://video.link/w/fYvIb>

Task 2

- | | | | | | |
|----|-------|------------|----|-------|---------------|
| 1 | _____ | table | 16 | _____ | igloo |
| 2 | _____ | boy | 17 | _____ | armchair |
| 3 | _____ | dog | 18 | _____ | goat |
| 4 | _____ | elephant | 19 | _____ | chocolate bar |
| 5 | _____ | minute | 20 | _____ | octopus |
| 6 | _____ | hour | 21 | _____ | interview |
| 7 | _____ | house | 22 | _____ | shoe |
| 8 | _____ | address | 23 | _____ | parachute |
| 9 | _____ | umbrella | 24 | _____ | icicle |
| 10 | _____ | university | 25 | _____ | exit |
| 11 | _____ | ambulance | 26 | _____ | television |
| 12 | _____ | tiger | 27 | _____ | apple |
| 13 | _____ | heir | 28 | _____ | mountain |
| 14 | _____ | fox | 29 | _____ | ice lolly |
| 15 | _____ | lesson | 30 | _____ | freezer |

Spelling








Complete the task and take a photo to upload to the Literacy area on teams 😊

Blue	Green/Yellow	Purple
Unit 15 - hyphens and apostrophes	Unit 13- contractions	Unit 22 - air, ear, are
co-ordinate co-operative re-enter re-apply non-stop non-stick well-known don't can't couldn't shouldn't she'll they'll	I'll he's she's there's where's here's don't isn't doesn't didn't couldn't wouldn't	air fair hair pair chair stairs bear wear care dare share scare

On Friday I will be reading out your words on our morning meeting. This is going to be our virtual spelling test for the week. Choose a level in the chilli challenge and practise your words for that amount of time using the strategies below. Remember you could also ask a parent/carer at home if

you could use some pasta to help you practise or you could create a spelling scribble.

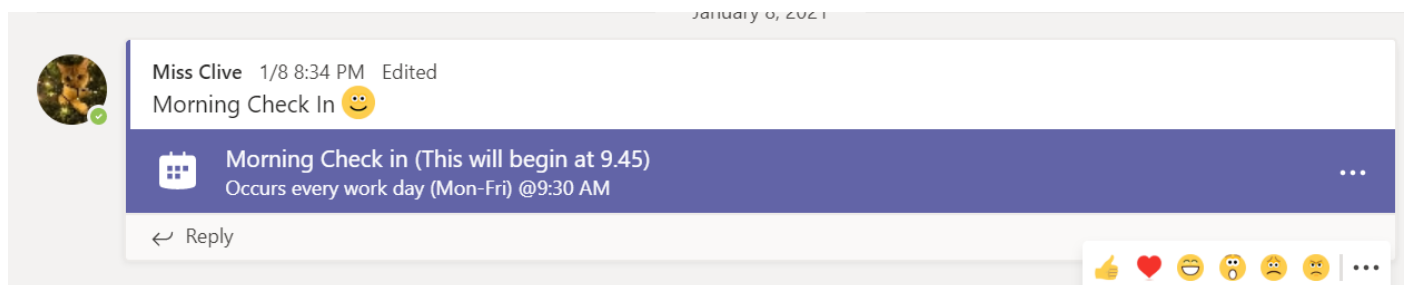
Mild
10 Minutes
Medium
15 Minutes
Spicy
20 Minutes

1. ABC Order  Write all of your spelling words in alphabetical (ABC) order.	2. Word Parts Write your words. Then use a coloured pencil to divide the words into syllables. e.g. jumping caterpillar	3. Other Handed Write each word 5 times, switching the hand you write it with each time. Say the word as you spell it.	4. Vowel Spotlight Write your words using one colour for the vowels and another colour for the consonants. (vowels: a, e, i, o, u)
5. Use Technology Type out your spelling words on the computer. Try to use at least 4 different fonts. 	6. Pyramid Words s sp spe spel spell spelli spellin spelling (or make them boat shaped, star, smiley face, etc.)	7. "Ransom" Words "Write" your words by cutting letters out of a newspaper or magazine and gluing the letters on a piece of paper to spell your words. 	8. Rainbow Words Write your spelling words with coloured pencils. Make each letter a different colour. 
9. Scrambled Words Write your words. Then write them again with the letters mixed up. Can you unscramble them again the next day? e.g. watch - cwhta	10. Silly Sentences Write 3 or more sentences that use all your spelling words. 	11. Prefixes and Suffixes Underline the prefixes and suffixes in the words you are learning. Make sure you know what they mean. e.g. <u>im</u> portant happi <u>ness</u>	12. Word Search Create your own word search with your spellings. Show the answers to your puzzle in a different colour. 
13. Flashcards Make and practice with flashcards. Put the word on one side and definition (meaning) on the other. 	14. Picture & a Story Draw a picture defining each word. Write a sentence about your picture using the word.	15. Words without Vowels Write all of your words replacing vowels with a line. Go back and see if you can fill in the vowels. e.g. q--st--n = question	16. Train Words Write the entire list end-to-end as one long word. Write each new word in a different colour. e.g. trainbackstop

Morning Check In - 9.45am

Please join our daily morning live meeting for P5/6 at 9.45am. You might need to get an adult to help you the first time we do this. It's a great chance to have a catch up with the whole class online together. You can ask questions about the learning too 😊. You can join both of the daily sessions or just one of them, whatever suits your family

Any problems - contact Miss Clive on Teams or ask an adult to call the school on 01655 885802. Please see below for the area on teams that you should look out for. Simply press join and it will allow you to join the meeting - just like we do for zoom to the room on a Friday. The join button will appear at 9.45am.



Numeracy

Number Talk - Partial Products

The number talk that we will be looking at this week is a multiplication strategy called partial products. We will need to do it a little differently as we are not together. Choose a question in our chilli challenge to have a go at or have a go at more than one if your want a challenge. Try to do it in your head first and then you could show an adult at home how you would write it up like we do on the board or you can write it down like it is in the poster and send it to me on teams or show me at the afternoon check-in.

A poster titled "MULTIPLICATION STRATEGY Partial Products" for 3rd and 4th grade. It explains the strategy: "Break one factor into expanded notation, then use distributive property to multiply." It shows the example 3×16 being broken down into $3 \times (10 + 6) = 30 + 18$. A cartoon boy is shown thinking. Below the equation is a table with 3 rows and 2 columns: the first row has 10 and 6, the second row has 30 and 18, and the third row has 48. The final result is $3 \times 16 = 48$.

10	6
30	18
48	

Mild	Medium	Spicy
3×15	5×68	8×222

If you are finding this a little tricky you can watch a video at the link below. It has lots of examples so you don't need to watch all of them if you begin to understand it.

<https://video.link/w/pM9Hb> (watch until 2 mins 50)

Numeracy - Fractions


Remember to keep practising your times tables because it will make this work a lot easier to understand. Find your work, complete it and take a picture to post on the 'Numeracy and Maths' area on teams. If you are stuck or are finding it a little bit tricky please leave a message on the 'ask Miss Clive' area on teams and I can help you 😊

Triangles	Squares
L.I. To be able to calculate and record improper fractions	L.I. To be able to use the multiplication strategy to identify equivalent fractions
Today we are going to continue our work on improper fractions and mixed numbers. We will be looking at how to convert between the two. 1. Re-watch this video that shows you how to convert mixed numbers to improper fractions https://video.link/w/8fZHb 2. Complete task 1 and 2 3. Post a picture on teams	Today we are going to look at how to find a missing number in equivalent fractions. 1. Watch this video that shows you how to find a missing number in equivalent fractions https://video.link/w/dBzIb 2. Complete Task 1 and 2 3. Post a picture on teams

FDP2.4

Mixed numbers and improper fractions

Write the number of bars of chocolate.



Write the number of:

thirds

10 $2\frac{1}{3}$

11 $3\frac{1}{3}$

12 $5\frac{2}{3}$

quarters

13 $4\frac{1}{4}$

14 $1\frac{3}{4}$

15 $7\frac{2}{4}$

fifths

16 $6\frac{4}{5}$

17 $4\frac{3}{5}$

18 $5\frac{2}{5}$

tenths

19 $1\frac{3}{10}$

20 $3\frac{1}{10}$

21 $2\frac{7}{10}$

sixths

22 $1\frac{1}{6}$

23 $1\frac{5}{6}$

24 $3\frac{5}{6}$



Explore writing, as mixed fractions, the number of hours in 100, 150, 200... minutes. Now try the number of weeks in 10, 20, 30 days.



Task 2 Triangles

Play this game on active learn. You will need to convert the mixed numbers at the bottom to improper fractions and see which ones match up.



[More info](#)

SL Individual Practice Game 58: Balloon pop (I-dot)



FDP2.4

I have explored improper fractions and mixed numbers

Suggested for:

Second Level

Task 1 - Squares

1) $\frac{2}{5} = \frac{6}{\square}$

2) $\frac{1}{3} = \frac{\square}{6}$

3) $\frac{7}{4} = \frac{\square}{20}$

4) $\frac{5}{8} = \frac{30}{\square}$

5) $\frac{1}{2} = \frac{9}{\square}$

6) $\frac{9}{4} = \frac{\square}{16}$

7) $\frac{3}{5} = \frac{6}{\square}$

8) $\frac{5}{7} = \frac{\square}{21}$

9) $\frac{1}{4} = \frac{\square}{28}$

10) $\frac{8}{3} = \frac{40}{\square}$

Task 3 - Squares

Play this game that has been set for you on Active Learn. Remember to use what you have learned this week and multiply your fractions by 2, 3, 4 etc to get different equivalent fractions.



[SL Individual Practice Game I3: Bingo! \(I-dot\)](#)



FDP2.5

I can create a set of equal fractions and can decide if fractions are equal

> [More info](#)

Suggested for:

Second Level

Afternoon Check In - 1.45pm

Please join our daily afternoon live meeting for P5/6 at 1.45pm. You might need to get an adult to help you the first time we do this. It's a great chance to have a catch up with the whole class online together. You can ask questions about the learning too 😊. You can join both of the daily sessions or just one of them, whatever suits your family

Any problems - contact Miss Clive on Teams or ask an adult to call the school on 01655 885802. Please see below for the area on teams that you should look out for. Simply press join and it will allow you to join the meeting - just like we do for zoom to the room on a Friday. The join button will appear after 1.45pm.

Miss Clive 1/8 8:37 PM Edited
Afternoon Check In 😊

📅 Afternoon Check In (This will begin at 1.45)
Occurs every work day (Mon-Fri) @1:30 PM

← Reply

Topic - Titanic



Today we are going to learn about the intended voyage of the RMS Titanic.

Task 1

After leaving Belfast, where the Titanic was made, the ship had 3 stops to pick up passengers before setting sail to her intended destination.

Complete the following research questions:

- a) Can you place the pick-up locations in order; Cherbourg (France), Queenstown (Ireland), Southampton (England). (You could google the Titanic route)
- b) What was the Titanic's intended destination before it sank?

Task 2:

Can you find some facts about all four of the Titanic's destinations? Complete the questions below for each of the pick-up locations and the Titanic's intended destination

1. What is the population of this destination?
2. What language do people speak?
3. What is a famous landmark in the destination?
4. How many miles away from Maybole are each destination?
5. How long would it take you to fly to each destination?

Optional Extension task:

Use the following website to explore where different Titanic passengers came from around the world. Click the country to see where it is located on a map and learn about different passengers who came from there. Consider how they might have travelled to one of the pick-up locations! <https://www.encyclopedia-titanica.org/titanic-passenger-crew-home-country/>

Literacy

Accelerated Reader

Task 1

- Log on to epic books (I have uploaded a guide to show you how to do this on the **daily work area** of teams or on the website under **admin**).

Task 2

- Choose an accelerated reader book of your choice or a book at home to read for 20 minutes.
- Remember what colour/level of books you were reading in class and try to choose something similar
- If you finish a book take a quiz like you would in class using this link <https://ukhosted98.renlearn.co.uk/6984984/>

Pink 0.0-1.9

Orange 2.0-2.9

Red 3.0-3.9

Blue 4.0-4.9

Green 5.0-5.9

If you usually do reading wise in class then please do 10 minutes of this every day and then 10 minutes of accelerate reader. If you are not sure of your log in details just send me a message and I will give you them.

End of the Day 😊

Thank you for all of your hard work today p5/6! You have done extremely well and I am proud of the effort you have all put in. Remember if you would just like to chat to your classmates or send a picture of your animal then you can do that in the teams chat area. See you all tomorrow for some more learning!

Miss Clive 😊