

P5/6 Home Learning Activities

Monday 25th January 2021



Good morning P5/6 and welcome back 😊! I know you might feel like you want to be snuggled up under a blanket like Riley is in this photo but I hope you have a wonderful day of learning. I can't wait to see all of your hard work that you post in teams throughout the day.

Every day I will upload a document like this which has all of the work that you have to do that day. There might be links that you click on which will take you to a website/video or there might be other powerpoints/documents that I will direct you to. Please don't worry as I will tell you where everything that you need is for every lesson. If there is anything that you can't access or can't find please just send me a message on teams and I can help you. You can complete your work in whatever way that is best for you e.g. a jotter, paper, word document and then you can upload a picture of it to our team (I have attached a guide on how to upload a picture to teams on the website and on our class teams under the general section).

If you require any materials e.g. pencil, paper etc. please phone the school and we can arrange a time for you to safely collect these items.

Daily Check in and Chat 😊

There will be two check-ins every day on the 'general area' of our teams where we can have a chat or you can ask me any questions. We also might discuss some of our learning e.g. our number talk or read a chapter of our book. I can't wait to see you all there!

Morning Check In

9.45

Afternoon Check In

1.45

Timetable

Before Break

- P.E with Joe Wicks at 9.00am or catch up with the video afterwards
- Check-in at 9.45 with Miss Clive on Teams
- Literacy - Spelling

After Break

- Number Talk
- Maths

After Lunch

- Talking and Listening - Scots Poem
- Check-in at 1.45 with Miss Clive on Teams

This is just a suggested timetable that you could follow. You do not have to do the tasks in this order or at these times. Please do whatever suits you and your family.

HWB

P.E with Joe Wicks 9.00am

Every Monday, Wednesday and Friday Joe Wicks will be streaming a 20-minute P.E lesson that you can join in with at home. I will leave the link below that you can click on to access the YouTube channel. Just click on the stream for Monday 11th January. Don't worry if you can't join in at 9.00am, the video will still be there after for you to watch and take part.

<https://www.youtube.com/c/TheBodyCoachTV/featured>

Send me a message/picture/video clip of you getting active with Joe on the HWB area on teams to let me know how you got on 😊

Literacy

Spelling

Complete the task and take a photo to upload to the Literacy area on teams 📷

| Blue | Green/Yellow | Purple |
|--|--|--|
| Unit 15 - hyphens and apostrophes | Unit 13- contractions | Unit 22 - air, ear, are |
| co-ordinate co-operative re-enter re-apply non-stop non-stick well-known don't can't couldn't shouldn't she'll they'll | I'll he's she's there's where's here's don't isn't doesn't didn't couldn't wouldn't | air fair hair pair chair stairs bear wear care dare share scare |

Task 1: Understanding the words

- Look, say cover, write check all of your spelling words.
- Find out the meaning on any unknown spelling words by asking an adult or using a dictionary. You can use a dictionary at home or an online dictionary. I have put a link to one here <https://www.collinsdictionary.com/>

| | |
|------------------|---|
| LOOK | Look at the word. How many parts are there? What are the tricky bits? Can you find any spelling patterns? |
| SAY | Say the word to yourself. Break the word into syllables. How many parts are there? What sounds can you hear? |
| COVER | Cover up the word so you cannot see it. Picture the word in your mind. |
| WRITE | Write down the word, remembering how it sounds and what it looks like. |
| CHECK | Check to see if it is correct. Tick the letters you got correct. Write the word correctly if you made any mistakes. |

| | | | |
|--|---|--|---|
| 1. ABC Order Write all of your spelling words in alphabetical (ABC) order. | 2. Word Parts Write your words. Then use a coloured pencil to divide the words into syllables. e.g. jumping caterpillar | 3. Other Handed Write each word 5 times, switching the hand you write it with each time. Say the word as you spell it. | 4. Vowel Spotlight Write your words using one colour for the vowels and another colour for the consonants. (vowels: a, e, i, o, u) |
| 5. Use Technology Type out your spelling words on the computer. Try to use at least 4 different fonts. | 6. Pyramid Words s sp spe spel spell spelli spelling spelling (or make them boat shaped, star, smiley face, etc.) | 7. "Ransom" Words "Write" your words by cutting letters out of a newspaper or magazine and gluing the letters on a piece of paper to spell your words. | 8. Rainbow Words Write your spelling words with coloured pencils. Make each letter a different colour. |
| 9. Scrambled Words Write your words. Then write them again with the letters mixed up. Can you unscramble them again the next day? e.g. watch - cwirta | 10. Silly Sentences Write 3 or more sentences that use all your spelling words. | 11. Prefixes and Suffixes Underline the prefixes and suffixes in the words you are learning. Make sure you know what they mean. e.g. <u>im</u> portant happi <u>ness</u> | 12. Word Search Create your own word search with your spellings. Show the answers to your puzzle in a different colour. |
| 13. Flashcards Make and practice with flashcards. Put the word on one side and definition (meaning) on the other. | 14. Picture & a Story Draw a picture defining each word. Write a sentence about your picture using the word. | 15. Words without Vowels Write all of your words replacing vowels with a line. Go back and see if you can fill in the vowels. e.g. q--st--n = question | 16. Train Words Write the entire list end-to-end as one long word. Write each new word in a different colour. e.g. trainback:top |

Task 2: Spelling the words

Choose any 2 active spelling strategies to help you learn your spelling words

Task 3: Using the words

Show that you understand how to use your spelling words by writing sentences with your words in them or a short story

Accelerated Reader

Task 1

- Log on to epic books (I have uploaded a guide to show you how to do this on the **daily work area** of teams or on the website under **admin**).

Task 2

- Choose an accelerated reader book of your choice or a book at home to read for 20 minutes.
- Remember what colour/level of books you were reading in class and try to choose something similar
- If you finish a book take a quiz like you would in class using this link <https://ukhosted98.renlearn.co.uk/6984984/>

Pink 0.0-1.9

Orange 2.0-2.9

Red 3.0-3.9

Blue 4.0-4.9

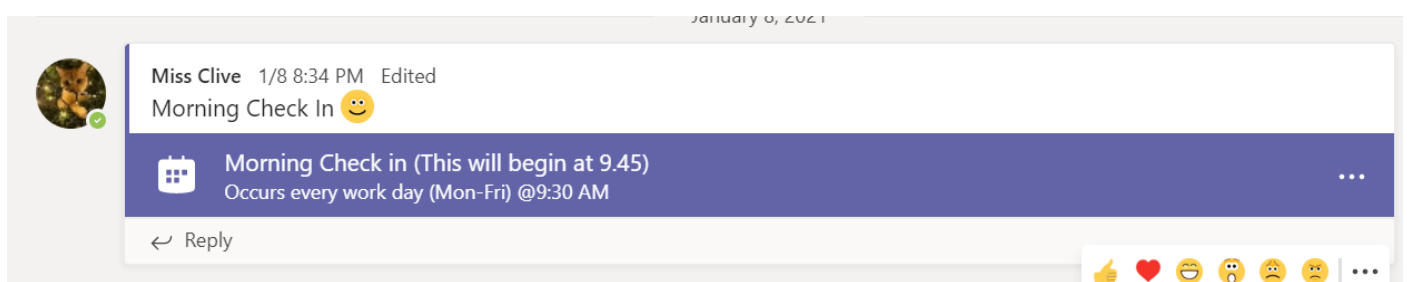
Green 5.0-5.9

If you usually do reading wise in class then please do 10 minutes of this every day and then 10 minutes of accelerate reader. If you are not sure of your log in details just send me a message and I will give you them.

Morning Check In - 9.45am


Please join our daily live meeting for P5/6 at 9.45am. You might need to get an adult to help you the first time we do this. It's a great chance to have a catch up with the whole class online together. You can ask questions about the learning too 😊. You can join both of the daily sessions or just one of them, whatever suits your family

Any problems - contact Miss Clive on Teams or ask an adult to call the school on 01655 885802. Please see below for the area on teams that you should look out for. Simply press join and it will allow you to join the meeting - just like we do for zoom to the room on a Friday. The join button will appear after 9.30am.



January 6, 2021

Miss Clive 1/8 8:34 PM Edited
Morning Check In 😊

 Morning Check in (This will begin at 9.45)
Occurs every work day (Mon-Fri) @9:30 AM

← Reply

👍 ❤️ 😄 😊 😞 😡

Numeracy

Number Talk - Partial Products

The number talk that we will be looking at this week is a multiplication strategy called partial products. We will need to do it a little differently as we are not together. Choose a question in our chilli challenge to have a go at or have a go at more than one if you want a challenge. Try to do it in your head first and then you could show an adult at home how you would write it up like we do on the board or you can write it down like it is in the poster and send it to me on teams or show me at the afternoon check-in.

MULTIPLICATION STRATEGY
3rd 4th
Partial Products
Break one factor into expanded notation, then use distributive property to multiply.
 3×16
 $3 \times (10 + 6) = 30 + 18$
3

| | |
|----|----|
| 30 | 18 |
|----|----|

 $3 \times 16 = 48$
2018 © All rights reserved.

| Mild | Medium | Spicy |
|---------------|---------------|----------------|
| 2×14 | 3×54 | 8×115 |

If you are finding this a little tricky you can watch a video at the link below. It has lots of examples so you don't need to watch all of them if you begin to understand it.

<https://video.link/w/pM9Hb> (watch until 2 mins 50)

Numeracy - Fractions

We are now moving onto fractions, decimals and percentages where we will be using all the things that we learned about multiplication and division to help us. Remember to keep practising your times tables because it will make this work a lot easier to understand. Find your work, complete it and take a picture to post on the 'Numeracy and Maths' area on teams. If you are stuck or are finding it a little bit tricky please leave a message on the 'ask Miss Clive' area on teams and I can help you 😊

| Triangles | Squares |
|--|--|
| L.I. To be able to calculate and record improper fractions | L.I. To be able to use the multiplication method to identify equivalent fractions |
| <p>Today we are going to learn what an improper fraction is.</p> <p>1. Watch the video that explains what improper fractions are https://video.link/w/6uAHb (watch up until 2 mins 15)</p> <p>2. Complete task 1 and 2 below</p> <p>3. Post a picture on teams</p> | <p>Last week we were using diagrams to find equivalent fractions. This week we will look at a quicker way to do this and this is by using the multiplication strategy.</p> <p>1. Watch the video on creating equivalent fractions by multiplying at the link here https://video.link/w/fcTEb</p> <p>2. Complete task 1 below</p> <p>3. Post a picture on teams</p> |

Task 1 Triangles

Remember to find a mixed number, first you have to count how many whole shapes that are shaded in. In question 1 there are 6 whole shapes. You then need to find out the fraction that is left over. You can see that $\frac{3}{4}$ of the shape have been shaded in. Then you put those numbers together - so that answer to 1) is $6\frac{3}{4}$. Watch the video again if you are finding this tricky.

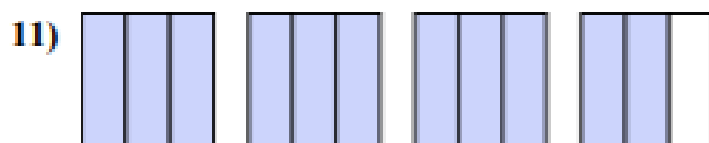
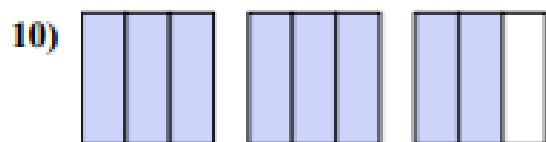
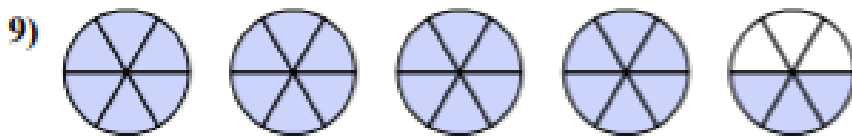
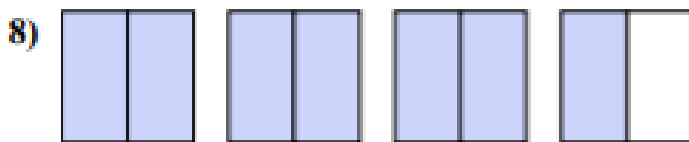
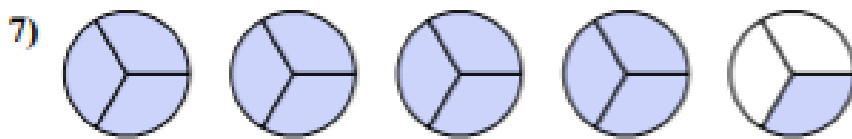
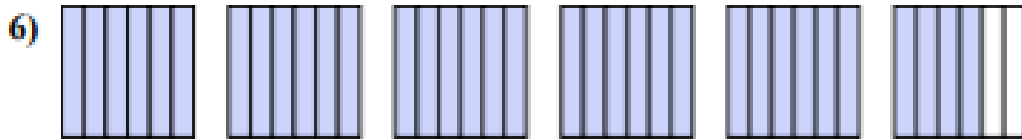
Write each amount as a mixed number.



Task 2 - Triangles

To find an improper fraction the first step is to count how many sections the shapes are split into to get your denominator. For 6) you can see that each shape is split into 6 pieces so that will be your denominator. To get your numerator you need to count how many sections are shaded in - you can see that 34 pieces are shaded in so your answer will be $\frac{34}{6}$

Write each amount as an improper fraction.



Task 1 - Squares

Write down 4 equivalent fractions for each fraction shown below. Remember when you are finding equivalent fractions you start off by multiplying both numbers by 2 to get your first equivalent fraction. Because I am asking you to write down 4 equivalent fractions you will also need to multiply each fraction by 3, 4 and then 5. Look back at the video above to help you.

$$\frac{1}{3} =$$

$$\frac{2}{4} =$$

$$\frac{2}{5} =$$

$$\frac{2}{6} =$$

$$\frac{3}{4} =$$

Afternoon Check In - 1.45pm

Please join our daily afternoon live meeting for P5/6 at 1.45pm. You might need to get an adult to help you the first time we do this. It's a great chance to have a catch up with the whole class online together. You can ask questions about the learning too 😊. You can join both of the daily sessions or just one of them, whatever suits your family

Any problems - contact Miss Clive on Teams or ask an adult to call the school on 01655 885802. Please see below for the area on teams that you should look out for. Simply press join and it will allow you to join the meeting - just like we do for zoom to the room on a Friday. The join button will appear after 1.45pm.



Miss Clive 1/8 8:37 PM Edited

Afternoon Check In 😊



Afternoon Check In (This will begin at 1.45)

Occurs every work day (Mon-Fri) @1:30 PM



← Reply

Talking and Listening

Scots Poem

L.I. To be able to learn and understand a scots poem

Today is Burns Day and we are going to start our unit of work on scots poetry. Last week we had a first look at our scots poem that we will be learning this year. We are going to learn it over the next couple of weeks and create actions for it like we did for our Christmas story.

Task 1

Listen to the poem 'The Ballad of Janitor Mackay' at this link <https://video.link/w/x2wIb> .
Have a think about what actions you might want to create for the poem.

Task 2

Read our poem at this link <https://www.scotslanguage.com/articles/node/id/5>

- Choose three Scottish words from the poem that you think you know the meaning of
- Write them down with what you think they mean beside the word
- Post a picture of your words to teams

Thankyou for all of your hard work today p5/6, I know it is a bit strange again not being in class but you have done extremely well and I am proud of the effort you have all put in. Remember if you would just like to chat to your classmates or send a picture of your animal then you can do that in the teams chat area. See you all tomorrow for some more learning!

Miss Clive 😊