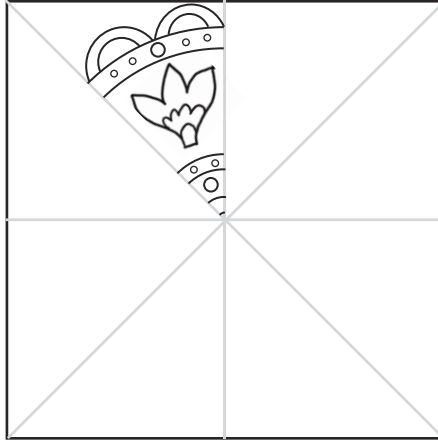


Rangoli Patterns

Patterns using rotational symmetry and reflectional symmetry.

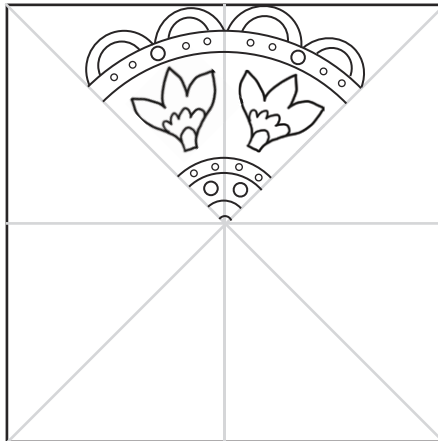
Step 1:

Draw a pattern in one of the triangles on the template. You could use straight lines to make it easier.



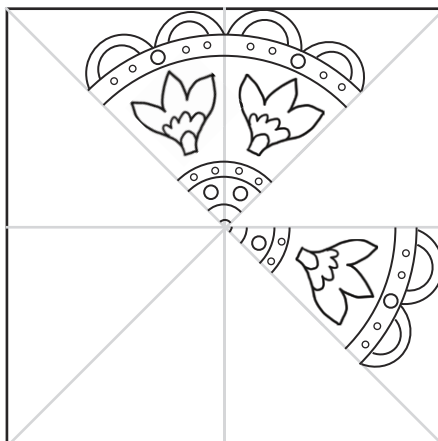
Step 2:

Copy your pattern onto tracing paper. Turn the tracing paper over and draw your pattern onto the next triangle.




Step 3:

Rotate the tracing paper 90° and draw your pattern onto another triangle.




Step 4:


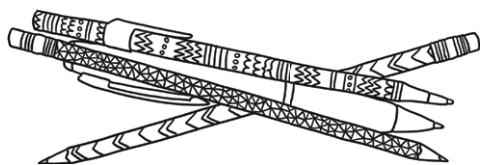
Keep turning and copying until you've filled in two more triangles.

**Step 5:**

Now turn the tracing paper over again and draw your pattern onto the remaining empty triangles. Remember to turn it 90° each time.

**Step 6:**

Finally, colour in your Rangoli Pattern.



Template

