


How to Make a Jam Sandwich

Complete the instructions by adding the pictures, showing how to make a jam sandwich.

1. First, get two slices of bread.
2. Next, use the knife to spread some butter onto both slices.
3. After that, use a knife to spread the jam on top of the butter, on one of the slices of bread.
4. Then, put one slice of bread on top of the other, to make a sandwich.
5. After that, cut the sandwich in half with the knife.
6. Finally, eat it!



How to Make a Jam Sandwich

Complete the instructions for how to make a jam sandwich.

1. _____, get two slices of bread.
2. _____, use the knife to spread some butter onto both slices.
3. After that, use a knife to spread the jam on top of the butter, on one of the slices of bread.
4. _____, put one slice of bread on top of the other, to make a sandwich.
5. _____, cut the sandwich in half with the knife.
6. _____, eat it!

First

Next


After that

Then

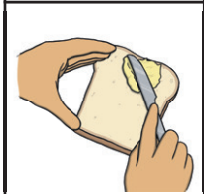
Finally

How to Make a Jam Sandwich

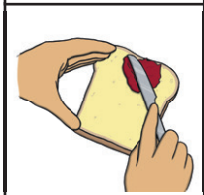
Complete the instructions for how to make a jam sandwich.




1. _____



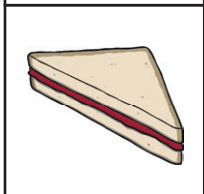
2. _____



3. _____



4. _____



5. _____



6. _____

First

Next

After that

Then

Finally