

# Creative Writing

---

Today we are learning to:-

- Create an imaginary character using descriptive language

We will be using this character in a story in the next few lessons

# Success Criteria

---

Success Criteria:-

- I can create an imaginary character
- I can use descriptive language such as adjectives to describe the character

# Creating a character

---

- To create our character we will be using a character profile.
- This will help you to decide what your character will look like, their likes and dislikes, their job, and who is in their family.

# Creating a Character

---

- Whenever we create a new character we have lots of things to think about.
- How do we decide what our character will be like?

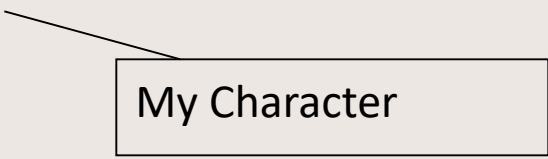
# Appearance

---

- Appearance is what your character will look like.
- Can we think of part of a character we will have to describe?
- Now on your paper draw line from 'my character'. At the end of the line write 'appearance'.

# Appearance

Appearance



My Character

Now write all of the parts of your characters appearance you think you will have to describe.

# Appearance

---

- Hair Colour - colours
- Eye Colour - colours
- Skin Colour
- Nose - shape
- Mouth - shape
- Tall or short?
- Fat or thin?

A silver metal spiral binding is visible on the left side of the page, looping through a series of holes in the paper.

# Descriptive words for Appearance

---



# Likes and Dislikes

---

- What sort of things will your character like and dislike?
- Draw another line from 'My character'. At the end of this line write 'Likes and Dislikes'
- Try to think of the things your character would like and dislike.

# Likes and Dislikes

Appearance

My Character

Likes and Dislikes

A silver metal spiral binding is visible along the left edge of the page, consisting of a series of loops that hold the paper in place.

Likes

---

# Dislikes

---

# Family

---

- Who would be in your characters family?
- Draw another line from 'My character'. At the end of the line write 'family'.
- Try to say who would be in your characters family

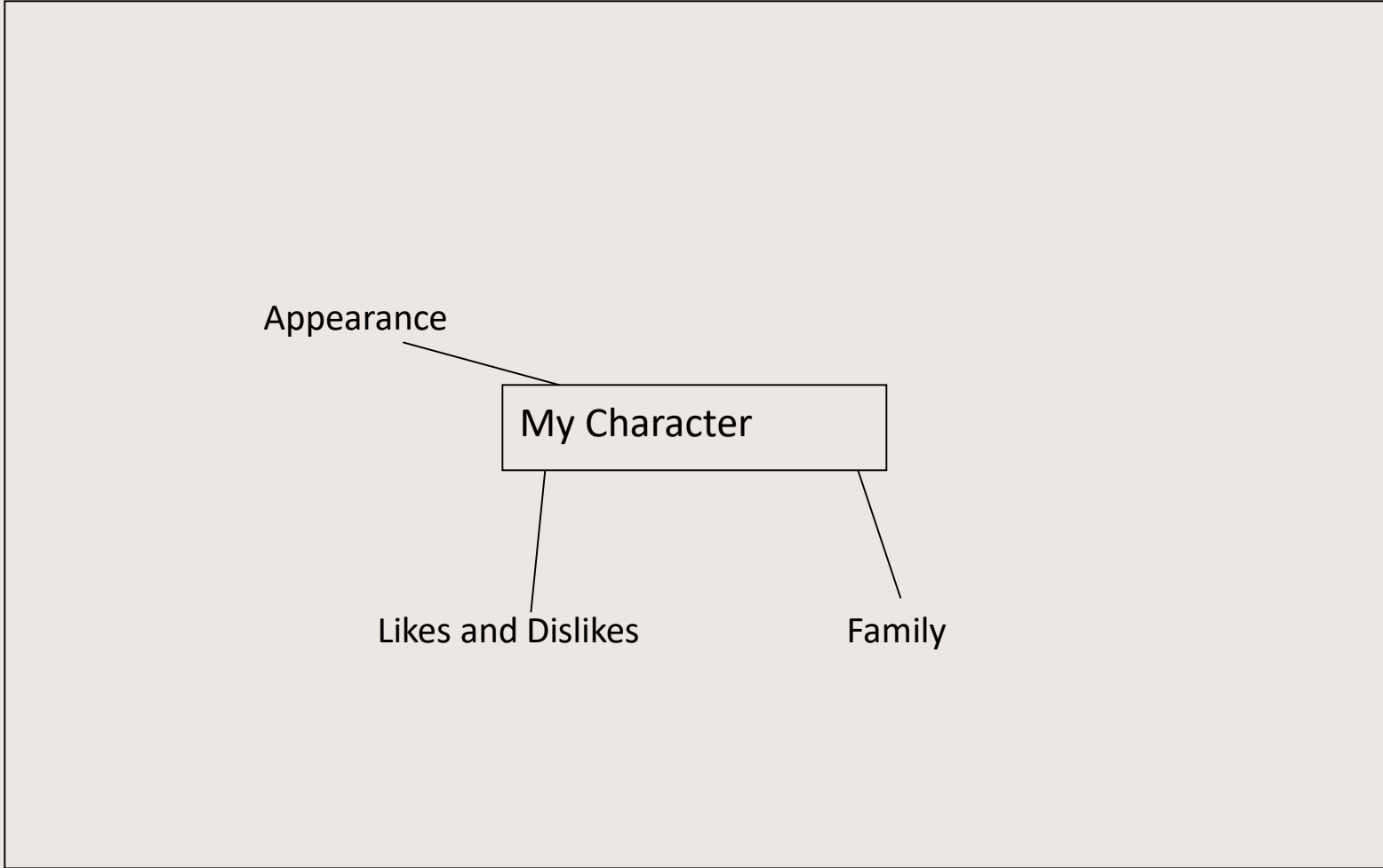
# Family

Appearance

My Character

Likes and Dislikes

Family



# Family

---

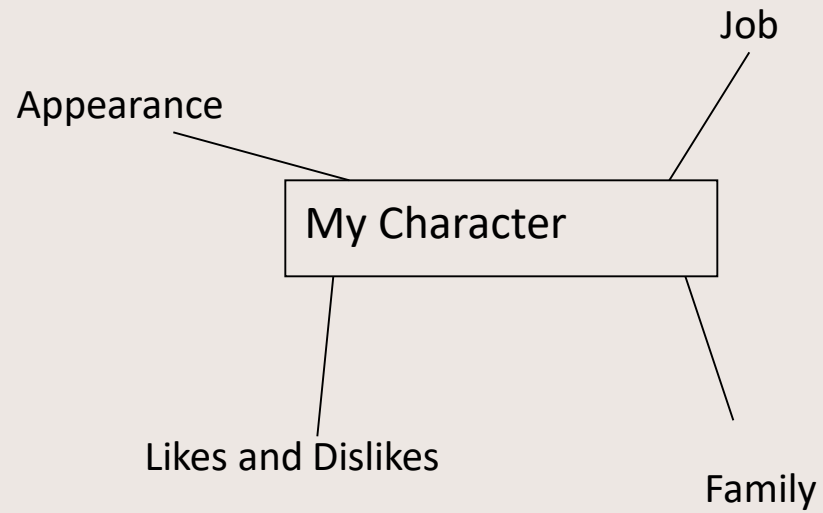
# Job

---

- Does your character have a job?
- What job do they do?
- Do they like their job or not?
- Draw another line from 'My Character'. At the end of the line write 'job'.
- Describe your characters job.



# Job



A silver metal spiral binding is visible along the left edge of the page, consisting of a series of loops that hold the paper in place.

Job

# Your Character

---

- Can anyone else think of any other things you should describe about your character?

# What to do now

---

- Now you are going to fill in your 'character profile' using the information and descriptive words we have come up with as a class.
- Please stick these sheets into your writing books before you start.

# What to do now

---

- Write about your character first.
- Remember to use adjectives and descriptive language to describe your character.
- Then you can draw a picture of your character on your second sheet.