








Dear Parent/Carer,

I have put together some activities for this week. A new sheet of activities will be posted on BPS Senior Team on GLOW and the school website in their class home learning page every Monday morning. Please remember these are just suggestions; you can do as much or as little as you want. It is your choice as a family what suits your situation right now. Ideally, balance these activities across the week and do not try to achieve everything in the same day. I will be available to support your child, through Teams, during the normal school day from 9am-3pm. Remember the most important thing is to stay safe and have fun with each other at home.

Mrs McBirnie

P.S – There are hyperlinks for most activities that are blue & underlined – just right click & open

Literacy	Numeracy and Maths	
Reading/Listening and Talking	(MNU 2-07a/b/c)	
<p>Try to participate in 15-20 minutes of personal choice reading per day.</p> <p>Keep a <a href="#">reading response</a> daily to practise your summarising skills.</p> <p><b>First News</b> – Download this week’s issue. You will need to refer to it for the news quiz!</p> <p>News Quiz:            Diamonds: <a href="#">Mystery News</a>            Emeralds: <a href="#">News &amp; Pics</a>            Rubies: <a href="#">In the Know</a></p>	<p>Watch this video for a wee refresher: - <a href="#">Equivalent Fractions</a></p> <p>Play: <a href="#">Polar Pairs Game</a></p> <p>Fractions:  <a href="#">Sheet 1</a>      <a href="#">Sheet 2</a>      <a href="#">Sheet 3</a></p> <p>Decimals:  <a href="#">Sheet 1</a>      <a href="#">Sheet 2</a>      <a href="#">Sheet 3</a></p> <p>Percentages:  <a href="#">Sheet 1</a>      <a href="#">Sheet 2</a>      <a href="#">Sheet 3</a></p> <p>Give this a try: <a href="#">MR GAFFNEY'S MAPPING CHALLENGE</a> </p>	
<p>• Full Stops: List 28            • Question Marks: List 25            • Exclamation Marks: List 26</p> <p>I have set you individual assignments on:-  <a href="https://www.spellingcity.com/">https://www.spellingcity.com/</a></p> <p>If you would prefer offline tasks, use your list to complete at least 2 tasks from the 'Spelling Menu' then have someone test you on your list.</p> <p><b>BOGGLE CHALLENGE: FAMILY SAFETY</b>            How many words can you make? What is the biggest word you can find?</p>	<p><a href="#">Weekly Countdown Challenge</a>            Target: <b>595</b> Numbers: <b>25, 100, 5, 10, 4, 9</b> - Message me your solutions if you can!</p> <p>Daily 10 online : <a href="https://www.topmarks.co.uk/maths-games/daily10">https://www.topmarks.co.uk/maths-games/daily10</a> - practise mixed tables this week</p> <p><b>Chilli Challenge:</b> <a href="#">Grid Multiplication</a></p> <p>A wee problem to solve: <a href="#">Light the lights again</a></p> <p>EXTRA: <a href="#">Fun games</a> (I've tried lots and got a bit carried away!)</p>	
Writing	HWB	Other Areas
<p>• Continue the story... <a href="#">The Hole</a>  <i>I had staggered for miles through thick woodland. Huge trees loomed overhead as I pushed the dense undergrowth to one side. I had found it. Adrenalin pulsed through my veins. With a sense of foreboding, I edged forward and peered cautiously inside...</i></p>  <p>• Use the familiar '<a href="#">Story Mountain</a>' template to plan your story</p> <p><b>I would LOVE to read any finished stories or story ideas you plan ☺</b></p>	<p><a href="#">Learn to Juggle</a>            Follow Claire's <a href="#">video</a> to learn to juggles 3 balls/objects.</p> <p><a href="#">HWB 2-17a</a>             As this is 'Family Safety Week', Use the link to learn about creating a fire safety route at home then download the template or draw your own plan for your family evacuation. If possible, why not role play to reinforce your learning.</p>	<p>Technologies:  <b>Fun with flight</b>            Design and make a paper aeroplane that will travel the furthest.            Does changing your design make it go further? Can you create a fair test to test your paper planes?</p> <p>Science:  <b>Continue your Science Fair Project.</b>            Choose one of the projects in the Pupil Folder section of Teams and use the booklet to work through the project. Can you research the topic, carry out the experiment and choose a way to report it? You can upload your evidence to your Teams folder – can be photos/video/PPT/etc.</p>
	Exp. Arts	
	<p><b>Art:</b> '<a href="#">Zentangles</a>' drawings with repeating patterns. They are intricate, careful, and beautiful!</p>  <p>I have added templates/examples to the folder. Please share any designs ☺</p>	<p><b>Apply for a Blue badge</b>             The Blue badge is the most iconic badge in the UK! Send a creative contribution to earn your badge. It can get you free entry to places like Edinburgh Zoo.</p>