

Parental controls guide

Samsung smartphones

SAMSUNG

Parental Controls information

Type of guide

Smartphone and other devices

Features and Benefits

Learn how to set Secret Mode, create a secure folder and check browser history on Internet Explorer to help your child stay safe on their Samsung Smartphone.

What specific content can I restrict?



Browser access



File Sharing

What do I need?

A Samsung Smartphone

Samsung smartphones

SAMSUNG

Step by step guide

1

How to check your child's browser history on Internet Explorer:
Step 1. Click on the Internet Explorer icon.



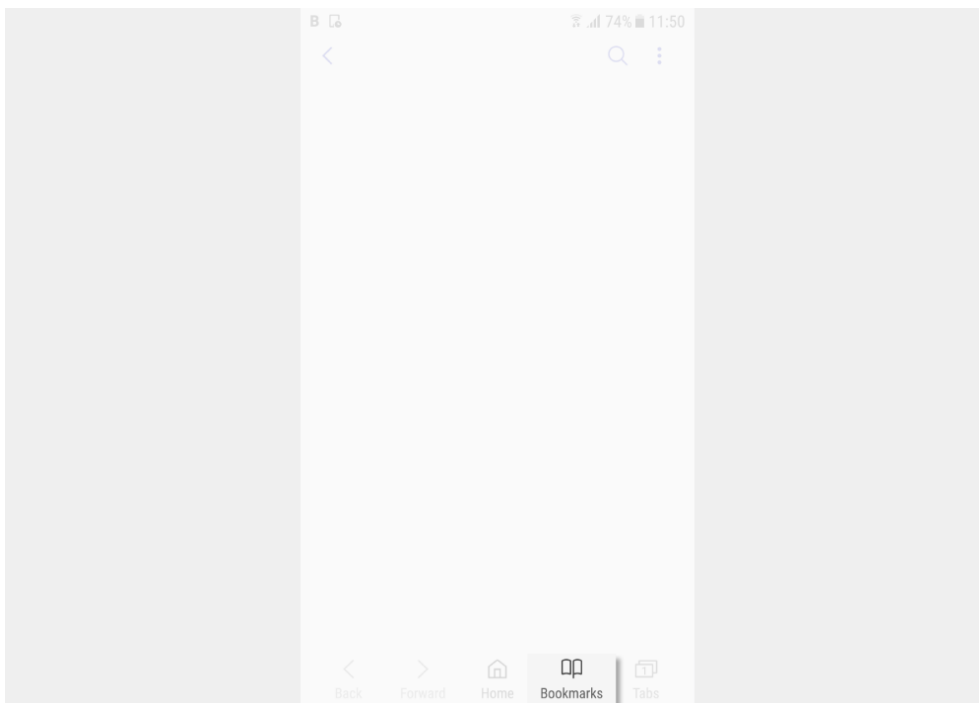
Samsung smartphones

SAMSUNG

Step by step guide

2

How to check your child's browser history on Internet Explorer:
Step 2. Select the 'bookmark' option.



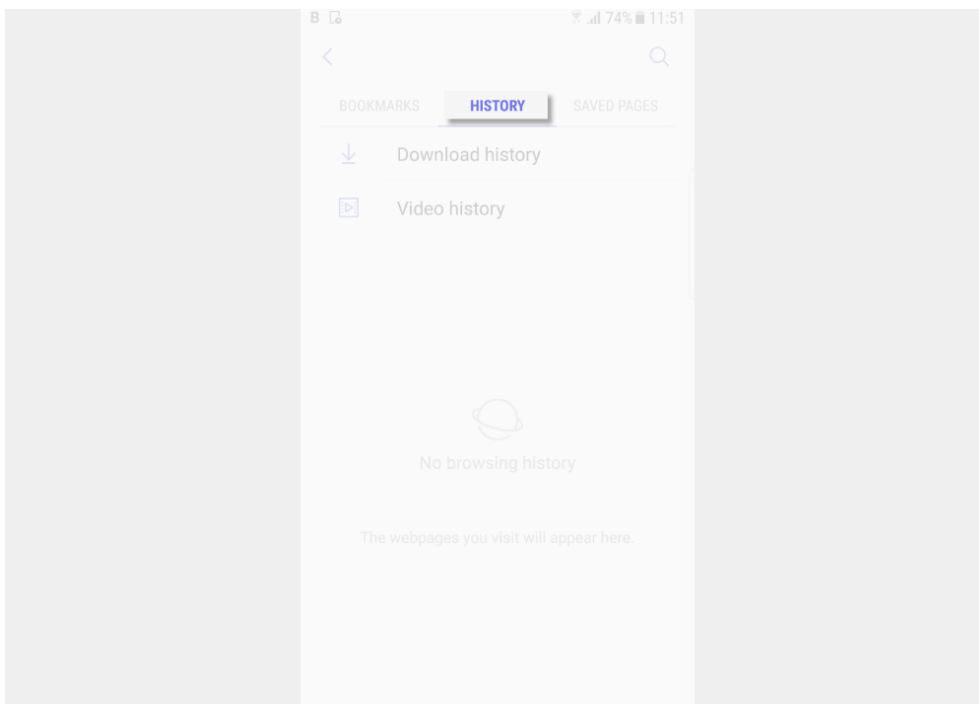
Samsung smartphones

SAMSUNG

Step by step guide

3

How to check your child's browser history on Internet Explorer:
Step 3. Tab on the 'History' option to view your child's search history.




Samsung smartphones

SAMSUNG

Step by step guide

4

How to set a password on Secret Mode: Step 1. Click on the Internet Explorer icon.




Samsung smartphones

SAMSUNG

Step by step guide

5

How to set a password on Secret Mode: Step 2. Tap on 'Tabs'.



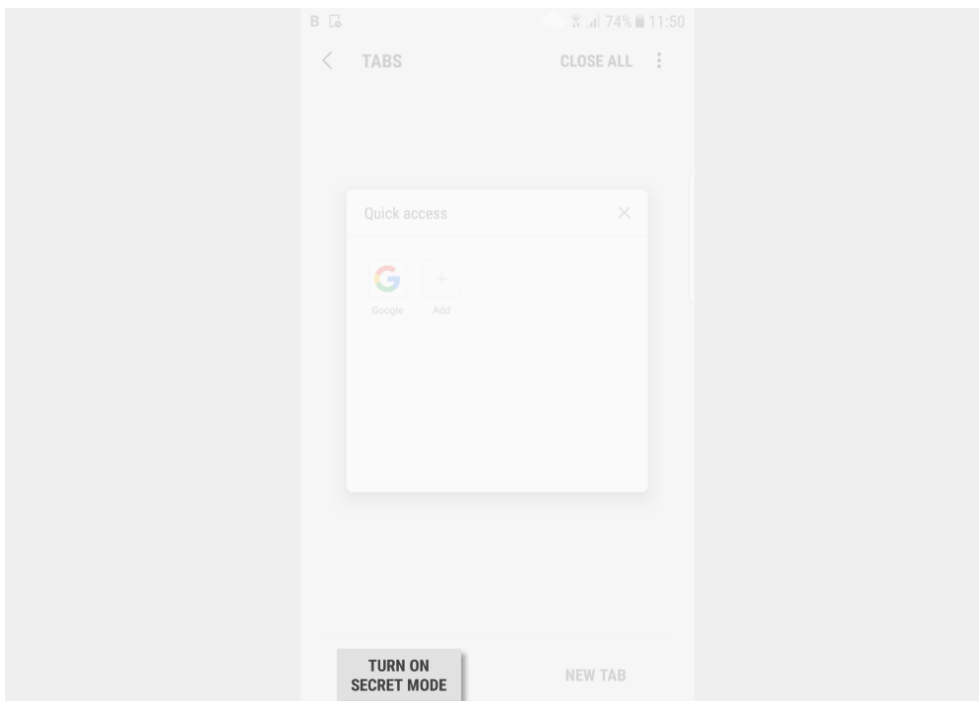
Samsung smartphones

SAMSUNG

Step by step guide

6

How to set a password on Secret Mode: Step 3. Click on “Turn on Secret Mode”.



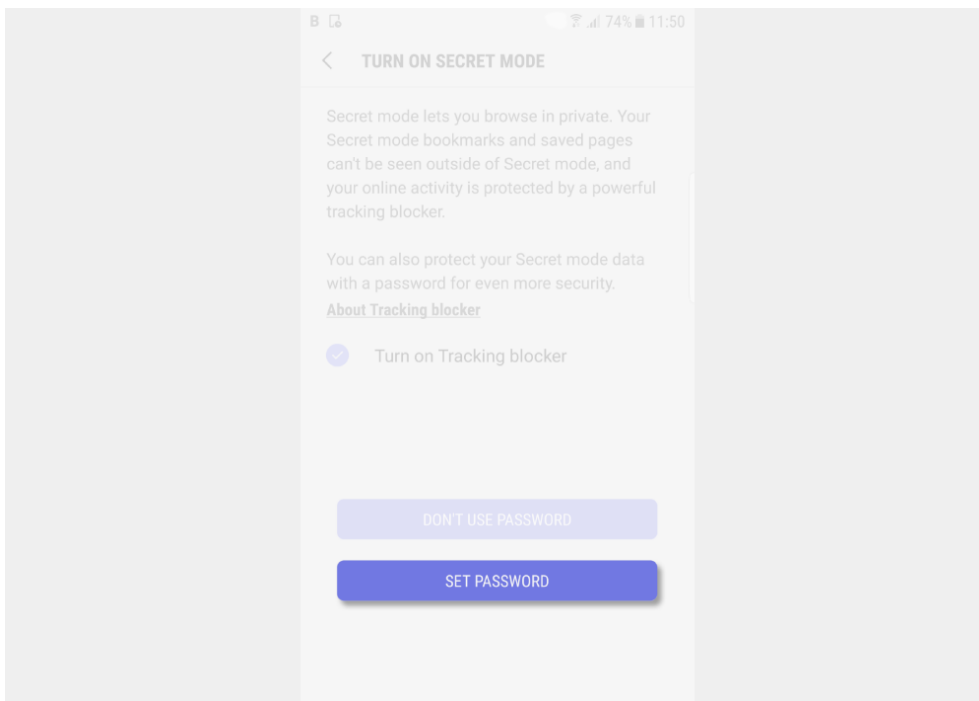
Samsung smartphones

SAMSUNG

Step by step guide

7

How to set a password on Secret Mode: Step 4. Set a password. This must be 4 characters with at least one letter.



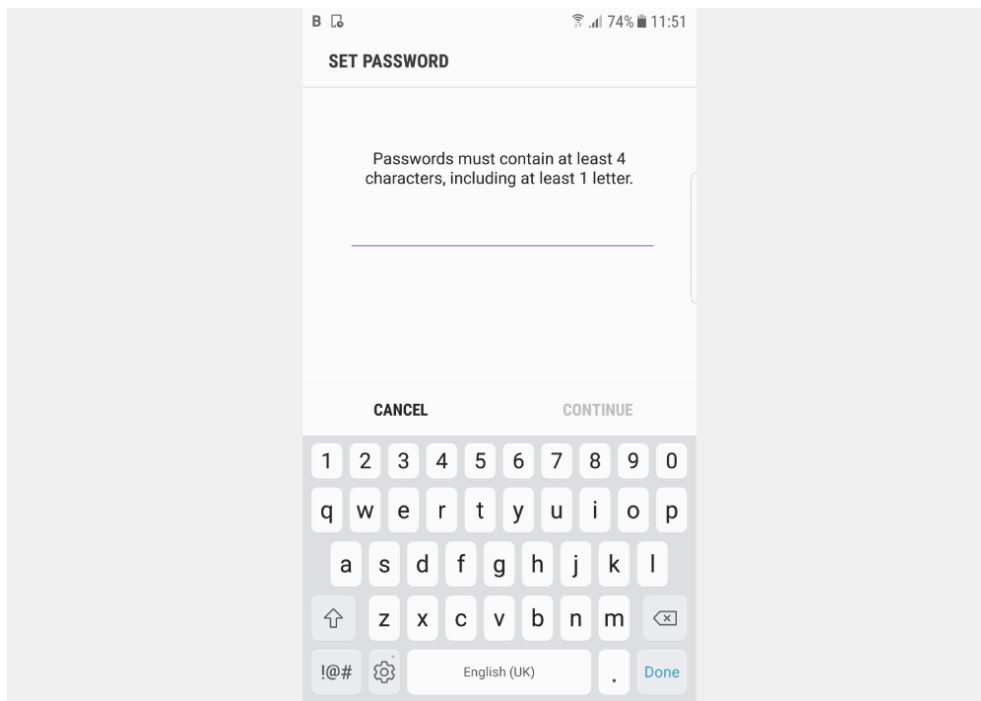
Samsung smartphones

SAMSUNG

Step by step guide

8

How to set a password on Secret Mode: Now to use 'Secret Mode' you will need to enter the password.



Samsung smartphones

SAMSUNG

Step by step guide

9

How to create a secure folder: To create a secure folder you need a Samsung Account. If you set up your child's account details and do not share the password with them they will not be able to set up the folder. Another option is to know your child's password to their secure folder. The Secure Folder allows you to keep your private files, images, and even apps in a separate secured folder. It is only available on devices running on the Android Nougat 7.0 operating system and above.

