

Class: P4M

Date: Tuesday 26th September 2023

Literacy: Grammar

LI: To use prepositions correctly.

SC:

- I know what a preposition is;
- I can recognise prepositions in sentences;
- I can choose the correct prepositions to use in sentences;
- I can write pairs of prepositions that are opposites.

Watch the following video - sing along and make a list of the words they highlight in black!

[The Prepositions Song | English Songs | Scratch Garden - Bing video](#)

Today we are learning about prepositions!

Prepositions are words that tell us where something is:



The cat is on the table.



The cat is under the table.

A **preposition** tells us the position of something. Look back at the list you create from the video. You can now see where the block of cheese was at different times during the song. Re-watch the video and check!

Tasks

1. Choose a chilli challenge - the tasks are on the next page in the PDF. Please complete in your homework jotter.
Mild: Focus
Chilli: Focus & Practice
Hot: Focus, Practice & Extension
2. Create a poster to explain what a **preposition** is.

UNIT
7

Prepositions



A preposition tells us the position of something.

Prepositions are words that tell us where something is.



The cat is on the table.



The cat is under the table.

Focus

Say the prepositions in each sentence.

1 The woman is up the ladder.



2 The horse jumps over the fence.



3 The box is on the table.



4 The baby is in the cot.



18

Practice

Choose the best preposition from the box to finish each sentence.

up in on under over

1 The boy jumped _____ the step.



2 I climbed _____ the stairs.



3 The apples are _____ the bowl.



4 The dog is _____ the chair.



5 The desk is _____ the window.



Extension

A Read the prepositions.

under down in outside on
over off up out inside

B Write the pairs of prepositions that are opposites.

under

over

19

Numeracy

LI: To recall 2, 3, 5, 10 and 4 times tables with confidence.

SC:

- I can chant my 2, 3, 5 and 10 times tables;
- I can answer quick fire multiplication calculations;
- I can recognise patterns in times tables.

CHALLENGE:

- I can learn and recall the 4 times tables.

The image displays five multiplication tables arranged in two rows. The top row contains four tables for 2x, 5x, 3x, and 10x. The bottom row contains one table for 4x. Each table is color-coded and includes a decorative header with the multiplier and a list of multiplication facts from 0 to 12.

2x		
2	x	0 = 0
2	x	1 = 2
2	x	2 = 4
2	x	3 = 6
2	x	4 = 8
2	x	5 = 10
2	x	6 = 12
2	x	7 = 14
2	x	8 = 16
2	x	9 = 18
2	x	10 = 20
2	x	11 = 22
2	x	12 = 24

5x		
5	x	0 = 0
5	x	1 = 5
5	x	2 = 10
5	x	3 = 15
5	x	4 = 20
5	x	5 = 25
5	x	6 = 30
5	x	7 = 35
5	x	8 = 40
5	x	9 = 45
5	x	10 = 50
5	x	11 = 55
5	x	12 = 60

3x		
3	x	0 = 0
3	x	1 = 3
3	x	2 = 6
3	x	3 = 9
3	x	4 = 12
3	x	5 = 15
3	x	6 = 18
3	x	7 = 21
3	x	8 = 24
3	x	9 = 27
3	x	10 = 30
3	x	11 = 33
3	x	12 = 36

10x		
10	x	0 = 0
10	x	1 = 10
10	x	2 = 20
10	x	3 = 30
10	x	4 = 40
10	x	5 = 50
10	x	6 = 60
10	x	7 = 70
10	x	8 = 80
10	x	9 = 90
10	x	10 = 100
10	x	11 = 110
10	x	12 = 120

4x		
4	x	0 = 0
4	x	1 = 4
4	x	2 = 8
4	x	3 = 12
4	x	4 = 16
4	x	5 = 20
4	x	6 = 24
4	x	7 = 28
4	x	8 = 32
4	x	9 = 36
4	x	10 = 40
4	x	11 = 44
4	x	12 = 48

Tasks:

1. Write out your 2, 3, 4, 5 and 10 times tables in your homework jotter;
2. Use this to help you speak them out loud;
3. Use scrap pieces of paper or sticky notes to write some multiplication sums on - stick them around your house and every time you pass that note you need to shout out the answer. (Ask your family to join in!)
4. Have some fun on 'Hit the button' - can you beat our class record of 21 correct in the given time?
5. Choose one of the following activities to complete.

Emoji 2, 5 and 10× Tables Mosaic

Solve the calculations to reveal the hidden picture. Each answer has a special colour.

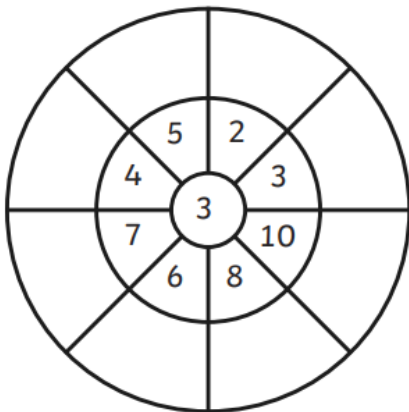
Yellow: 2, 4, 6, 8, 10, 18, 20, 22, 24, 30	Black: 0, 5, 15, 25	Red: 12, 14, 16, 110, 120	Blue: 35, 45, 55, 70, 80, 90, 100
--	------------------------	---------------------------------	---

		2×10	1×2	9×2	2×3	10×2		
	2×4	5×2	5×6	2×10	2×12	2×2	11×2	
11×2	0×2	3×5	5×1	2×9	5×5	1×5	10×0	3×10
2×1	7×5	7×9	2×4	3×10	5×2	7×10	5×7	2×9
9×2	10×10	4×2	2×11	1×2	5×6	10×2	8×10	2×3
3×2	5×11	2×12	2×10	5×4	11×2	5×2	11×5	2×12
10×2	9×10	2×2	4×5	9×2	4×5	2×4	10×8	2×11
2×9	6×5	11×2	6×2	7×2	11×10	10×2	2×9	5×4
	5×4	4×2	12×10	3×10	8×2	4×5	2×3	
		2×11	2×2	10×2	3×2	2×12		

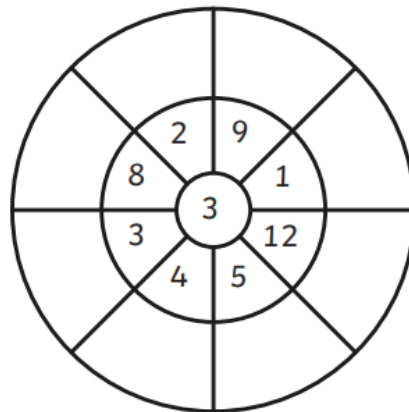
Challenge: What numbers do you notice are in the 2×, 5× and 10× tables?

3x Times Table Wheels:

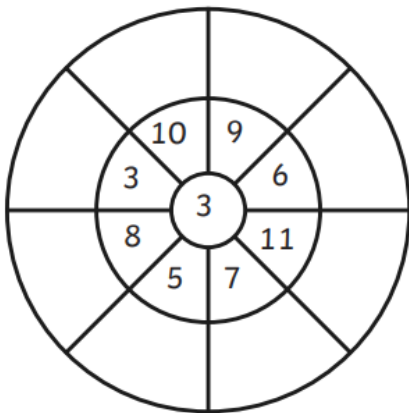
1.



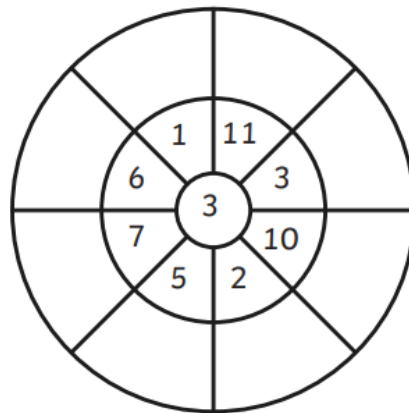
4.



2.

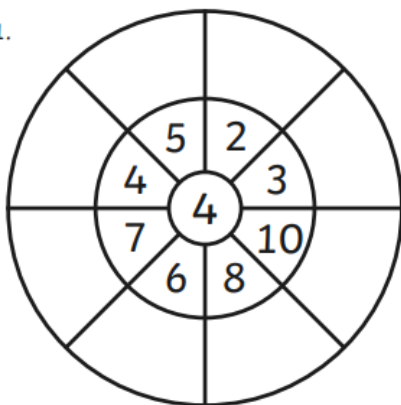


5.

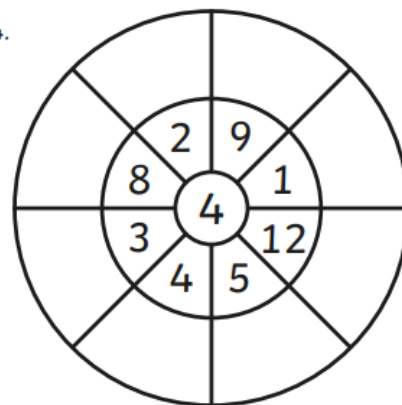


4x Times Table Wheels:

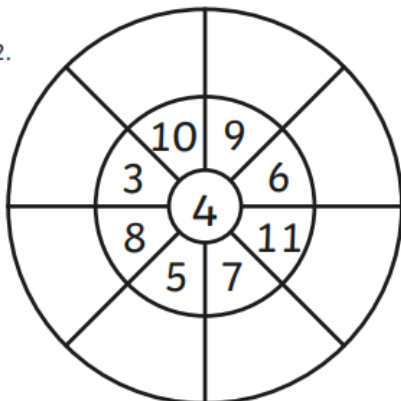
1.



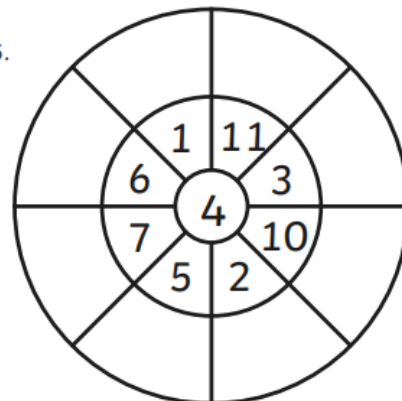
4.



2.



5.



French

LI - to talk about where people live

SC - I can ask someone 'Où habites-tu?'

- I can use 'J'habite à (Alloway).' to say where I live
- I can confidently sing along with the rap

I can find out about a city in France

Tasks

1. Rap along to the song below to practice asking and answering 'Où habites-tu?'

[Où habites tu ? RLRA - YouTube](#)

2. Practise answering the question 'Où habites-tu?' by saying 'J'habite à _____ and inserting your town.

e.g. J'habite à Ayr or J'habite à Alloway.

3. Research a city in France such as Paris, Lyon, Marseille, Nice or Florence. What is life like for the people who live there, what might they see in their day to day life and what can they do? Make notes or create a poster to share with the class.