

TEACHING EAL LEARNERS SNAPSHOT

Welcoming second language learners who are newly acquiring English is a big responsibility! This guide will give you strategies and helpful hints and tips on what to work on with early acquisition EAL learners and how to include them in a meaningful way into a mainstream classroom.

Contact details: Yasmin Murray - gw16newmanyasmin@glow.sch.uk



The importance of EAL equality and multicultural inclusion.

A little effort goes a long way!

HOW to welcome a new EAL student:

1. Check you know the correct pronunciation of their name or ask the pupil.
2. Ask the school office about their ethnicity, previous school experience and find out what their first language is.
3. Use google translate and welcome the child in their first language and in English.
4. Select two students to buddy the new pupil, show them the toilet and help them order school lunch. *Please do be aware of religious dietary requirements eg halal.
5. Use your body language, smile and facial expressions to reassure and guide the pupil. Check in after break, lunch and end of day.
6. Make an effort to say hello and smile at the parents even if it's just to give two thumbs up and a wee wave.

LITERACY:

Areas to focus on - PHONICS, COLOURS, CLASSROOM OBJECTS, DAYS OF THE WEEK, MONTHS OF THE YEAR, PARTS OF THE BODY, FEELINGS/EMOTIONS, MY FAMILY.

Use picture books and images with words. Focus on phonics build up a bank of common CVC vocabulary and develop letter formation. Use jigsaws, visual sequences cards, object classification and active peer support.

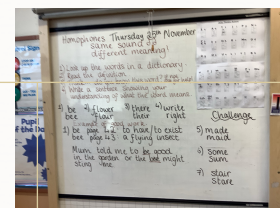
NUMERACY:

Start with concrete materials and facilitate connections with counting in the pupil's first language. Focus on counting on and back, starting from different numbers and use skip counting. Focus on pronunciation and emphasis differences in sounds eg forty and fourteen. Start written calculations focus on the process and showing concept understanding rather than recall.

HEALTH AND WELL-BEING:

Remember EAL pupils often start at various points in the school year, add additional language barriers, limited school experience and possible trauma, it becomes so important to support the social integration and inclusion of these vulnerable pupils. RELATIONSHIPS!

Use a buddy system and visual communication cards.



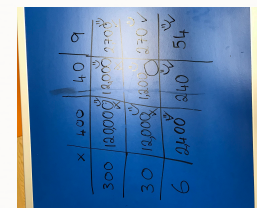
Teach homophones to develop vocabulary.



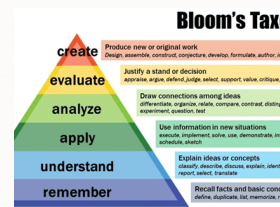
Writing tools such a colorful semantics are great!



Watch out for number pronunciation 14 vrs 40!



Make math fun! Use bingo games and challenges.



Make sure EAL learners are nurtured and included.



Help pupils with EAL integrate and understand.