
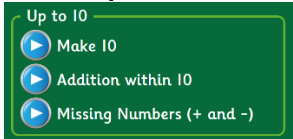







### Home Learning Grids- Early Level (P1)




Each day, choose 1 literacy and 1 numeracy task and either 1 expressive arts/STEAM challenge OR 1 from the separate P.E. challenge grid. If you choose an expressive arts/STEM challenge on day 1, make sure you choose a P.E. challenge on day 2 or vice versa. Send pictures/videos of your completed task to your teacher on Seesaw if you can. If you are looking for additional things to keep you busy- attempt the challenges added to several tasks and see the list of additional activities below.

#### Week 1

Literacy	Numeracy	Expressive Arts/STEM
<p><u>Phonics- Learn to Read- Rhyming Words-</u> Watch the Alphablocks video and encourage your child to say out loud the letters/words they recognise. <a href="https://www.youtube.com/watch?v=Os9P7wsDZa0">https://www.youtube.com/watch?v=Os9P7wsDZa0</a></p>  <p>#NurseryRhymingWeek Phonics - Learn to Read   Rhyming Words   Alphablocks</p>	<p><u>Topmarks Number Bonds Game-</u> Play <b>Topmarks Number Bonds Up to 10</b> games for 20 minutes or until you feel more confident with the answers. If you find this easy, move on to <b>Number Bonds up to 20</b> games. <a href="https://www.topmarks.co.uk/maths-games/hit-the-button">https://www.topmarks.co.uk/maths-games/hit-the-button</a> *Challenge- try playing <b>Number Bonds Up to 100</b> games.*</p> 	<p><u>My Favourite Things-</u> Draw a picture of your favourite things about school.</p> 
<p><u>Story Book Challenge-</u> Read a short story or ask an adult to read one to you.</p> <ul style="list-style-type: none"> <li>Choose 1 character. Would you like him/her to be your friend? Why?</li> <li>What was your favourite part of the story? Explain.</li> <li>Anything you didn't like? Why?</li> </ul> <p>*Challenge- video yourself answering one or all the above questions.</p>	<p><u>Sorting Objects-</u> Find some objects from around your house or from the garden and sort them into different groups. How many ways can you sort them? E.g. toy cars - sort them by size, colour or make.</p> <p>Take a photo and send it to us!</p>  <p>Live, Love, Laugh and Teach! live Lovelaughandteach.blogspot.com</p>	<p><u>Arty Food Task-</u> Get arty with your food! Cut food in different ways to create animals / scenes. You could even paint your own rainbow bread using sugar and food colouring!</p>  <p>Ask a parent to help you with this task.</p>

*Please share what you are doing at home via Seesaw – if you need any help or additional resources, please contact us through the usual channels*



Literacy	Numeracy	Expressive Arts/STEM
<p><u>Colour by Christina Rossetti-</u></p> <p>There are 3 videos to watch:</p> <ul style="list-style-type: none"> <li>• <b>Listen</b> to the story</li> <li>• <b>Read</b> key words from the story</li> <li>• <b>Share</b> enjoyment of the story</li> </ul> <p><a href="https://www.bbc.co.uk/bitesize/topics/zvyc7nb/articles/zjyfnrd">https://www.bbc.co.uk/bitesize/topics/zvyc7nb/articles/zjyfnrd</a></p> 	<p><u>The Spider's Web-</u></p> <p>Write number's 1-20 randomly on a page and circle each number. Start at 1 and join in order up to 20. If you find this easy, try numbers 1-50 and if you really want to challenge yourself, 1-100!</p> 	<p><u>Salt Dough-</u></p> <p>Make the salt dough recipe below. You could:</p> <ul style="list-style-type: none"> <li>• Make prints with leaves, stones, etc.</li> <li>• Print with toys, e.g. Lego, dinosaurs</li> <li>• make your name</li> </ul> <div style="border: 2px dashed blue; padding: 10px;"> <p style="text-align: center;"><b>How to make Salt Dough</b></p> <p>Mix together:</p> <ul style="list-style-type: none"> <li>* 2 cups of plain flour</li> <li>* 1 cup of salt</li> <li>* Up to 1 cup of water</li> </ul> <p><small>(add the water in slowly as you may need less)</small></p> <p><b>Knead the mixture into a dough and get creating</b></p> <p><small>(You can't really go wrong, if it's too sticky just add some more flour)</small></p> <p style="text-align: right;"><small>www.messylittlemonster.com</small></p> </div>
<p><u>Spelling Activity-</u></p> <p>Choose 5 tricky words that you need help to spell</p> <ul style="list-style-type: none"> <li>• Air write your words in the air</li> <li>• Cut out letters from a magazine and stick to make the words</li> <li>• Draw a picture to match each word</li> </ul> <p>*Challenge- write a sentence for each word (or say the sentence and ask an adult to write it for you).</p>	<p><u>Topmarks Helicopter Rescue Game-</u></p> <p>Play <b>Find a Number</b> and <b>Count On &amp; Back</b> 1-10 &amp; 1-20. If you find this easy, play 1-30.</p> <p><a href="https://www.topmarks.co.uk/learning-to-count/helicopter-rescue">https://www.topmarks.co.uk/learning-to-count/helicopter-rescue</a></p> <p>*Challenge- try 1-50 and 1-100!*</p>	<p><u>Shape Art</u></p> <p>Try and find as many different shaped items around the house. Draw round them on a piece of paper and colour to create your own 'shape art'.</p> 

*Please share what you are doing at home via Seesaw – if you need any help or additional resources, please contact us through the usual channels*



### Literacy

#### Fine Motor Skills-

Practise making patterns, letters and numbers in sand, rice, shaving foam or with buttons and playdough. Anything you have in the house!



### Numeracy

#### Shop Imaginary Play Activity-

Find 5 toys, write 5 amounts on post its or pieces of paper, e.g. 5p, 8p, etc. 'Play shops'- use a calculator as a till register and loose change. Children can be the customer or the shop worker and they need to find the right amount to pay for the items or work out change.



\*Challenge- try larger amounts and buy more than 1 item.

### Expressive Arts/STEM

#### Freezing Liquids Activity-

Make ice cubes or ice lollies from various liquids and time how long it takes for each to freeze. Which one do you expect to freeze first / last? Why?



For additional activities:

All children have a log in for Sumdog, which develops mental maths and problem solving skills: <https://pages.sumdog.com/> (ask your child's teacher if they don't know their log in)

Oxford Owls have a library of free books: <https://www.oxfordowl.co.uk/>

Free audiobooks for children: <https://www.storynory.com/>

Lots of free maths games: <https://www.topmarks.co.uk/>

Daily lessons in literacy, numeracy and health and wellbeing: <https://www.bbc.co.uk/bitesize>

Learn, create and play through exploring Scotland's history and heritage: <https://www.historicenvironment.scot/learn/>

STEM (Science, Technology, Engineering & Maths) with Mr N: <https://www.youtube.com/channel/UCxziq4omrQP-EKSLiOIPhw>

*Please share what you are doing at home via Seesaw – if you need any help or additional resources, please contact us through the usual channels*





## P.E Challenge Grid

Complete a Joe Wicks workout!  
This will link you to his YouTube channel. Go to the 'classroom workout' section and let's keep fit!  
<https://www.youtube.com/channel/UCAxW1XT0iEJo0TYlRfn6rYQ>  
\*Challenge – can you create your own workout and get your family to join in? You could even create a workout and upload it to Teams so that we can all do it at home too! Take lots of pictures / videos!\*



Put your dancing skills to the test with Just Dance!  
Go to their YouTube channel and choose a dance to follow.  
<https://www.youtube.com/channel/UCOoefYX4YxrPA-abpa8Is2A>  
Encourage anyone at home to join in too!  
Why not create your own dance or teach us how to do a TikTok dance by creating your own dance tutorial!



Get moving with GoNoodle, Cosmic Kids Yoga or Yoga for Teens with Adriene!  
<https://www.youtube.com/channel/UC2YBT7HYqCbbvzu3kKZ3wnw>  
<https://www.youtube.com/watch?v=7kgZnJqzNaU>







Create your own indoor or outdoor obstacle course using anything you can find! Take photos of it and edit using PicCollage or Markup to show what you have to do on each part of your course. Or you could take a video explaining how to set up your course and what you've to do!



*Please share what you are doing at home via Seesaw – if you need any help or additional resources, please contact us through the usual channels*






## Week 2

Literacy	Numeracy	Expressive Arts
<p><u>Aliens Love Underpants-</u></p> <p>There are 3 videos to watch:</p> <ul style="list-style-type: none"> <li>• <b>Listen</b> to the story</li> <li>• <b>Read</b> key words from the story</li> <li>• <b>Share</b> enjoyment of the story</li> </ul> <p><a href="https://www.bbc.co.uk/bitesize/topics/zvyc7nb/articles/zmgbvk7">https://www.bbc.co.uk/bitesize/topics/zvyc7nb/articles/zmgbvk7</a></p>	<p><u>Tick Tock-</u></p> <p>How many times can you do these things in just one minute? (use a phone timer)</p> <ul style="list-style-type: none"> <li>- bounce a ball</li> <li>- hop off one foot</li> <li>- run around your garden</li> <li>- write your name</li> <li>- do star jumps</li> </ul> <p>Write your scores down and try to beat them!</p>	<p><u>Kitchen Roll Art-</u></p>  <p>Use patterned kitchen roll to create your own piece of art.</p>
<p><u>Research Project: Favourite Animal-</u></p> <p>Choose an animal that you love and want to find out more about.</p> <ul style="list-style-type: none"> <li>• What does this animal look like?</li> <li>• What do they eat?</li> <li>• Where do they live?</li> <li>• Can you find out fun facts about this animal? (Youtube videos are great for this!)</li> </ul> 	<p><u>Numberjacks-</u></p> <p>Learn to count with Numberjacks:</p> <p><a href="https://www.youtube.com/watch?v=4aC6D4VcmaA">https://www.youtube.com/watch?v=4aC6D4VcmaA</a></p>  <p>*Challenge- write down the numbers that you spot in the Numberjacks clip. At the end, count the number you've written down the most.</p>	<p><u>Blanket Fort-</u></p> <p>Design and create your own blanket fort. Take a picture and share it on Seesaw.</p> 

*Please share what you are doing at home via Seesaw – if you need any help or additional resources, please contact us through the usual channels*





Literacy	Numeracy	Expressive Arts/STEM
<p><u>Safety in School Poster-</u></p> <p>Design a poster that we can use at school to show children how to stay safe:</p> <ul style="list-style-type: none"><li>- Wash your hands</li><li>- Sneeze into elbows</li></ul> <p>What other things do we need to remember?</p>	<p><u>Topmarks Coconut Odd or Even Game</u></p> <p>Play the odd or even games 1-20. If you find this easy, try 1-50.</p> <p><a href="https://www.topmarks.co.uk/learning-to-count/coconut-odd-or-even">https://www.topmarks.co.uk/learning-to-count/coconut-odd-or-even</a></p> <p>*Challenge- try up to 100 games!</p>	<p><u>Build Your Own Castle Features-</u></p> <p>Build your own arch, battlements, drawbridge or portcullis at home! Use what you have- Lego and blocks, pillows and blankets, or cereal boxes and yoghurt pots. See link below for ideas:</p> <p><a href="https://www.historicenvironment.scot/media/6466/build-your-own-castle-features.pdf">https://www.historicenvironment.scot/media/6466/build-your-own-castle-features.pdf</a></p> 
<p><u>Spelling Activity-</u></p> <p>Choose 5 words that you think are 'Wow Words'.</p> <ul style="list-style-type: none"><li>• Air write your words in the air</li><li>• Draw a picture and hide your words inside</li><li>• Write your words on someone in your house's back and ask them to guess what the word is</li><li>• Write the words in all small letters then all capital letters</li></ul> <p>*Challenge- write a sentence for each word (or say the sentence and ask an adult to write it for you).</p>	<p><u>Four Pin Bowling</u></p> <p>Which pins must be knocked down to score exactly 5?</p>  <p>Find 2 different ways:</p> <ul style="list-style-type: none"><li>- to score 5</li><li>- to score 6</li><li>- to score 7 (Write down your sums and answers.)</li></ul>	<p><u>Treasure Hunt-</u></p> <p>Create a treasure hunt for someone to complete with clues that will lead them round the house/garden to a final destination.</p> 

*Please share what you are doing at home via Seesaw – if you need any help or additional resources, please contact us through the usual channels*





Literacy	Numeracy	Expressive Arts/STEM
<p><u>Lego Characters Story Writing-</u></p> <p>Tell a story about these three people.</p>  <p>Either tell the story out loud to an adult, film yourself telling the story or write the story down.</p> <ul style="list-style-type: none"><li>• What are the characters names?</li><li>• What jobs do you think they do?</li><li>• What are they talking about?</li><li>• What happens next?</li></ul>	<p><u>Snowflakes Activity-</u></p>  <ol style="list-style-type: none"><li>1. Pick a pair of numbers and add them together, write all the numbers and answers.</li><li>2. Keep doing it, how many different ways can you find?</li><li>3. Now take the numbers away from each other, how many different answers can you get?</li></ol> <p>*Challenge- choose 4 of your own bigger numbers and repeat the steps above.*</p>	<p><u>Battery Scavenger Hunt-</u></p> <p>Do batteries really power the world? Find as many things around your house as you can that are powered with batteries.</p> <ul style="list-style-type: none"><li>• Take pictures or draw the items you find.</li><li>• Sort your toys into categories: 'battery powered' and 'don't need batteries'</li><li>• How do batteries work? Can you find out?</li></ul> <p>*Remember batteries are not toys and should be left to an adult to handle.*</p>
<p>For additional activities:</p> <p>All children have a log in for Sumdog, which develops mental maths and problem solving skills: <a href="https://pages.sumdog.com/">https://pages.sumdog.com/</a> (ask your child's teacher if they don't know their log in)</p> <p>Oxford Owls have a library of free books: <a href="https://www.oxfordowl.co.uk/">https://www.oxfordowl.co.uk/</a></p> <p>Free audiobooks for children: <a href="https://www.storynory.com/">https://www.storynory.com/</a></p> <p>Lots of free maths games: <a href="https://www.topmarks.co.uk/">https://www.topmarks.co.uk/</a></p> <p>Daily lessons in literacy, numeracy and health and wellbeing: <a href="https://www.bbc.co.uk/bitesize">https://www.bbc.co.uk/bitesize</a></p> <p>Learn, create and play through exploring Scotland's history and heritage: <a href="https://www.historicenvironment.scot/learn/">https://www.historicenvironment.scot/learn/</a></p> <p>STEM (Science, Technology, Engineering &amp; Maths) with Mr N: <a href="https://www.youtube.com/channel/UCxziq4omrQP-EKSLiOIPhw">https://www.youtube.com/channel/UCxziq4omrQP-EKSLiOIPhw</a></p>		

*Please share what you are doing at home via Seesaw – if you need any help or additional resources, please contact us through the usual channels*



## P.E Challenge Grid

<p>Visit BBC Let's Get Active! Click on one of the videos to work on a skill you have learned in P.E. <a href="https://www.bbc.co.uk/teach/class-clips-video/physical-education-ks1-ks2-lets-get-active/z72yjihv">https://www.bbc.co.uk/teach/class-clips-video/physical-education-ks1-ks2-lets-get-active/z72yjihv</a></p>  <p>Physical Education KS1 / KS2: Hybrid Sports - Attacking and Defending</p> <p>Take part in a fun combination of games and learn attacking and defending tactics.</p>	<p>Go outside and play on your bike / skateboard / roller skates / scooter. You could even play a game in the garden or outdoor area. Football, basketball, tig etc. As long as you're outside getting active!</p> 
<p>Make up your own game or sport. A personal favourite of mine is trying to see how many socks I can 'score' into the washing basket. You may also want to play 'tin can' bowling. Get creative. Take photos / videos of your game.</p> 	<p>Go for a walk with your family. Spend some time together outside. Take photos of some of the sights / wildlife you see. Be the outdoor photographer for the day. Your phones / fitbits / step trackers will count the number of steps you did. Share them on Teams!</p> 

*Please share what you are doing at home via Seesaw – if you need any help or additional resources, please contact us through the usual channels*