


# Home/School Learning Pack



## Early Level

Name:

School:

Primary:



Renfrewshire  
Council



## How to Use your Home/School Learning Pack

Hello,

Welcome to your learning pack which you can work through at your own pace and in any order that you choose. We recommend that you complete one literacy, one numeracy and perhaps one other activity each day.

The literacy activities are at the front, followed by numeracy and then other learning tasks are at the back.

If you are stuck, you can either ask someone in your family for help or your supporting teacher. If you are still not able to complete the task, please don't worry, simply move on to a different activity.

For Mums and Dads - learning in primary 1 is largely play-based. The activities in this booklet are aligned with skills and knowledge commonly acquired in primary 1. The most important thing is that we want your child to have a love of learning so lots of games, stories and hands-on activities are just as important as written tasks. Most importantly - have fun learning together!

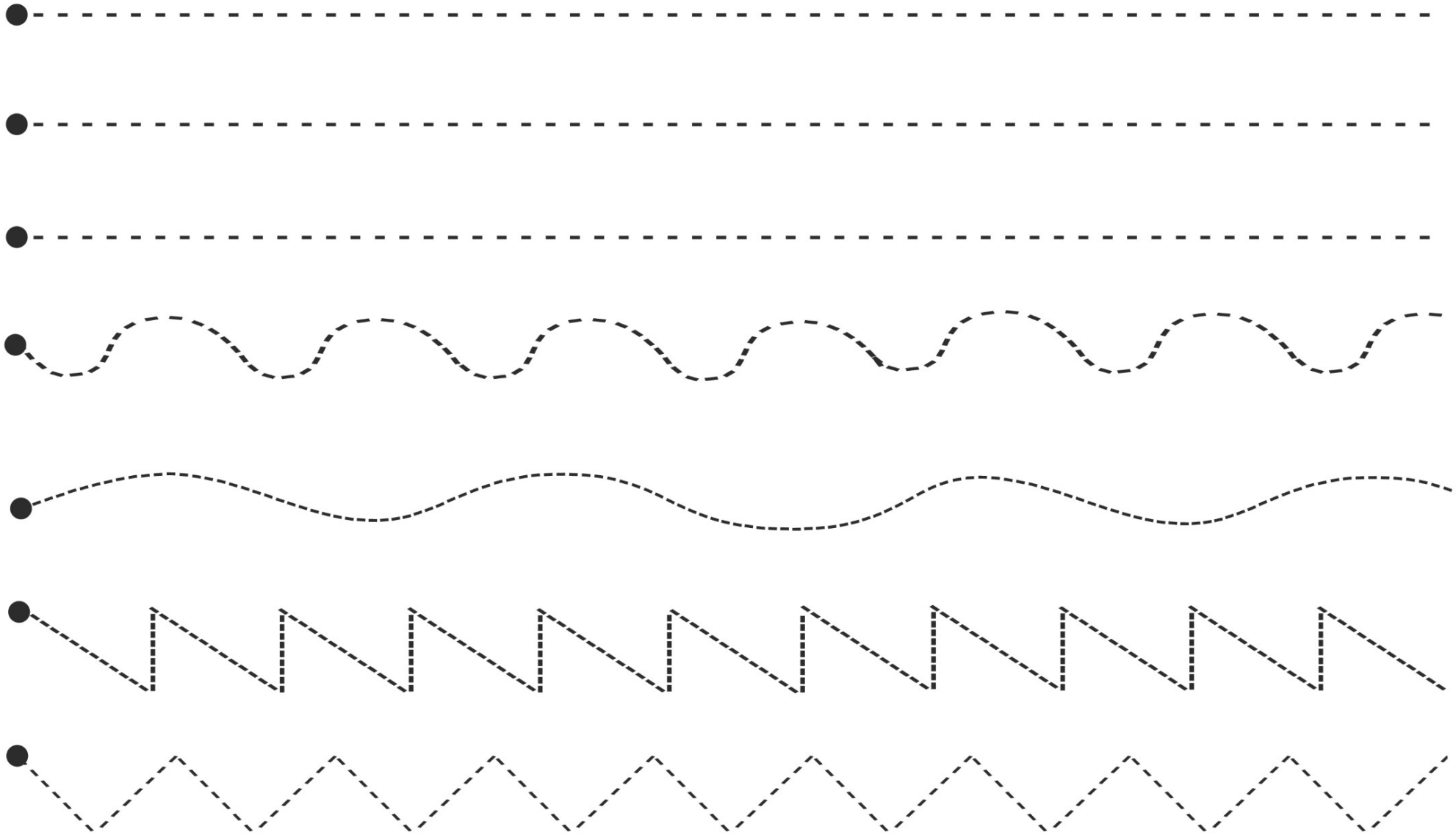
Take care, stay safe and hopefully it won't be too long before we see you back at school.



Renfrewshire  
Council

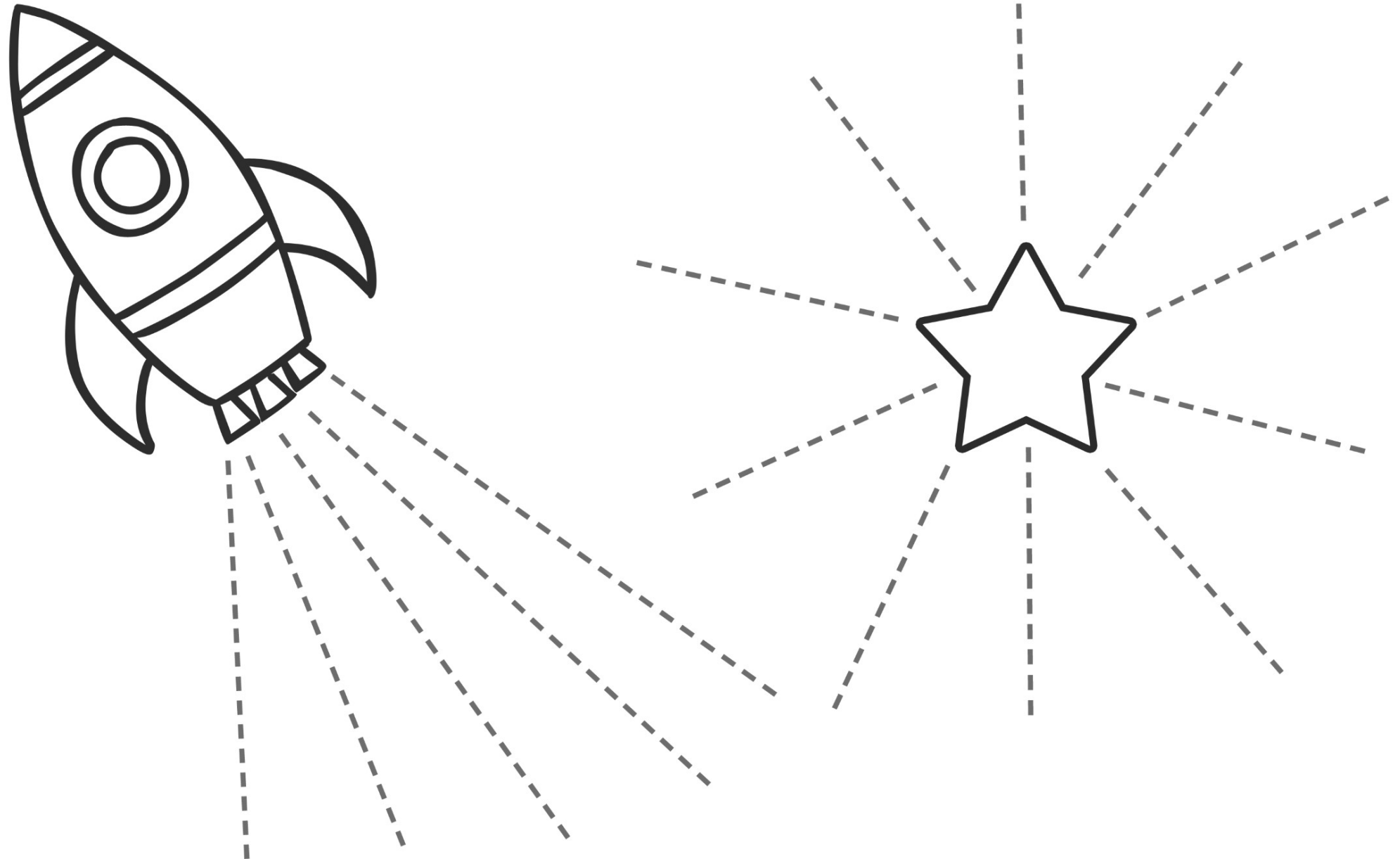
# Pencil Control

Start from the dots and trace the lines from left to right.



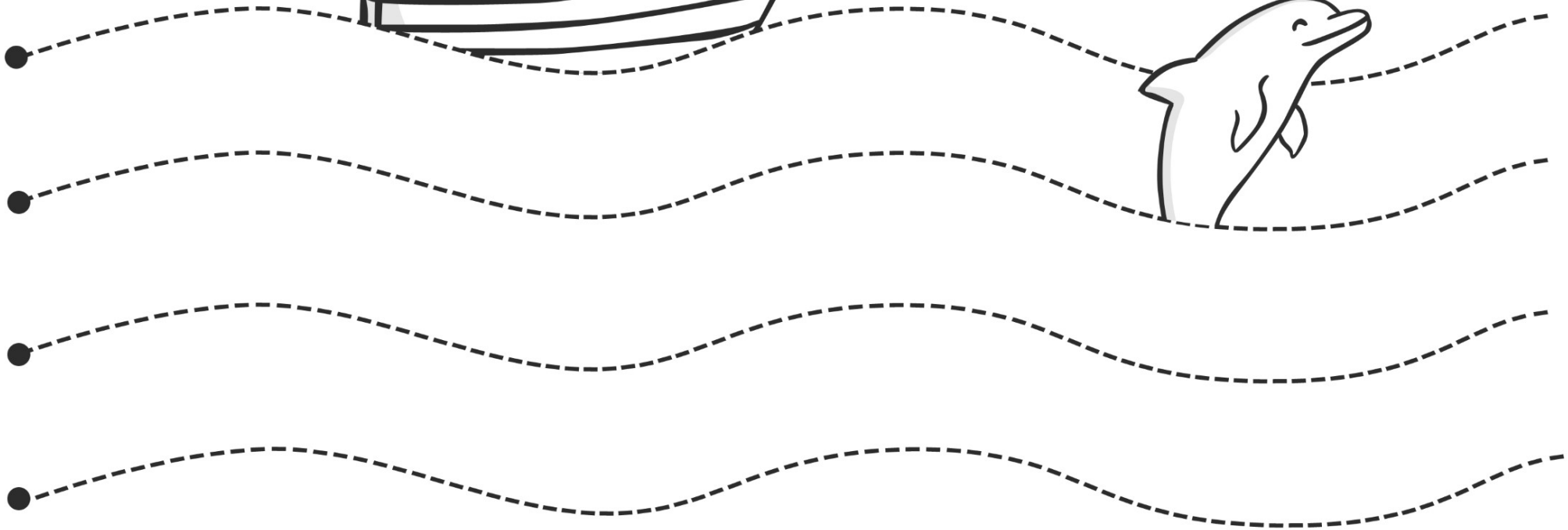
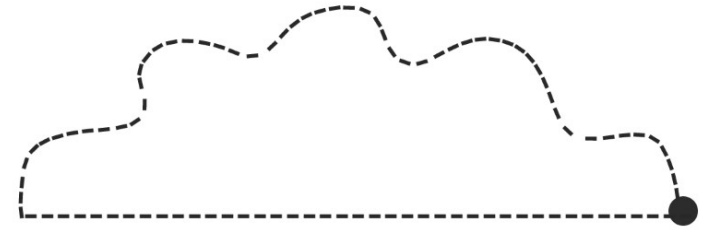
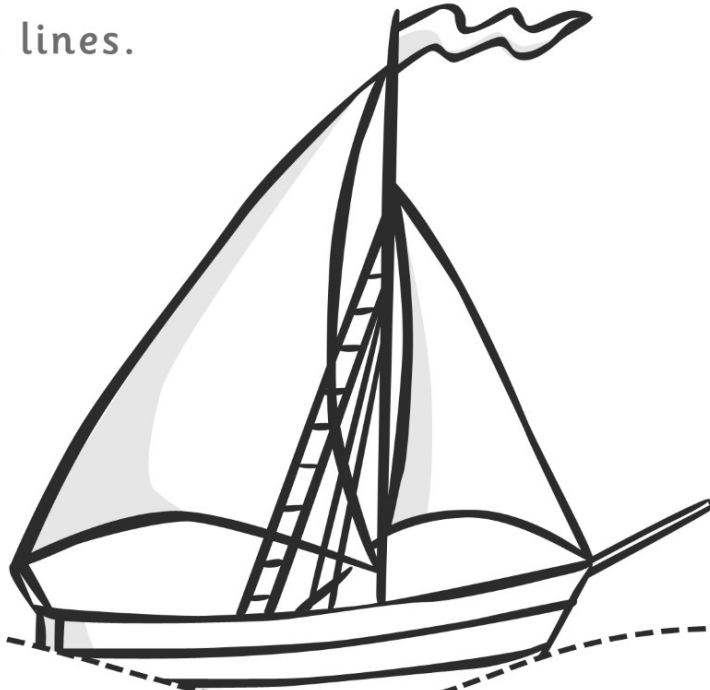
# Pencil Control 2

Trace over the dotted lines.




# Pencil Control 3

Trace over the dotted lines.




# Pencil Control 4

Trace over the dotted lines.



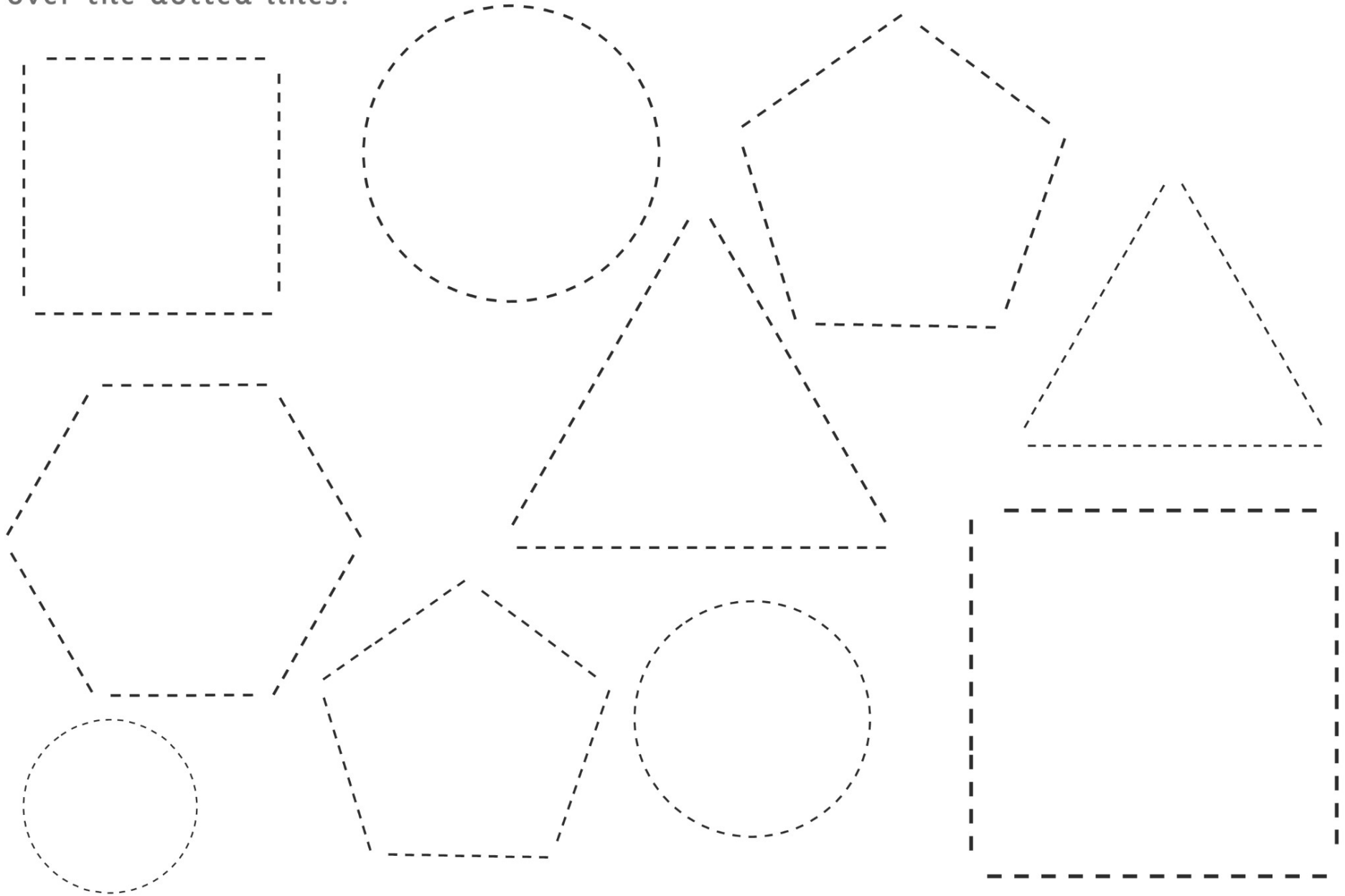
# Pencil Control 5

Trace over the dotted lines.



# Pencil Control 6


Trace over the dotted lines.






# Pencil Control 7

Trace over the dotted lines.




# Pencil Control 8

Trace over the dotted lines.



# Pencil Control 9



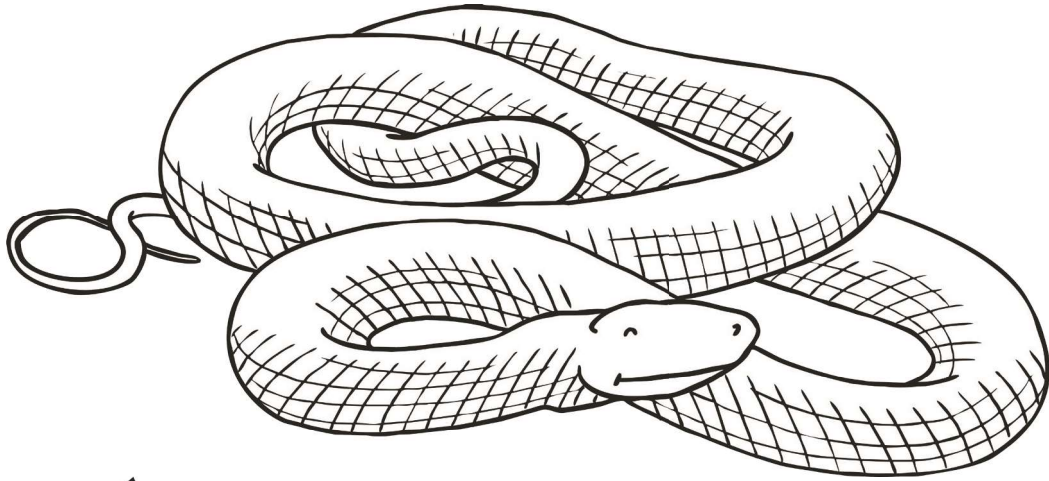
Trace over the dotted lines.



# Colouring the Letter 'Ss'



Ss




Ss Ss Ss Ss Ss Ss

# Letter formation worksheet

My name is \_\_\_\_\_

Trace over the S and then try writing your own.



All of the following words have the sound **S** in them.

Can you write the sound **s** to complete the words?


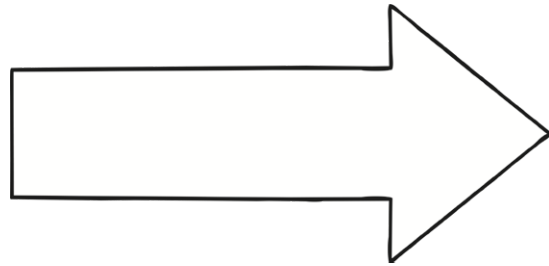




\_\_\_ocks



\_\_\_eahorse

# Colouring the Letter 'a'



a a a a a a

# Letter formation worksheet

# a

My name is \_\_\_\_\_


Trace over the **a** and then try writing your own.

a a a a a a a a

a a a a a a a a

All of the following words have the sound **a** in them.

Can you write the sound **a** to complete the words?


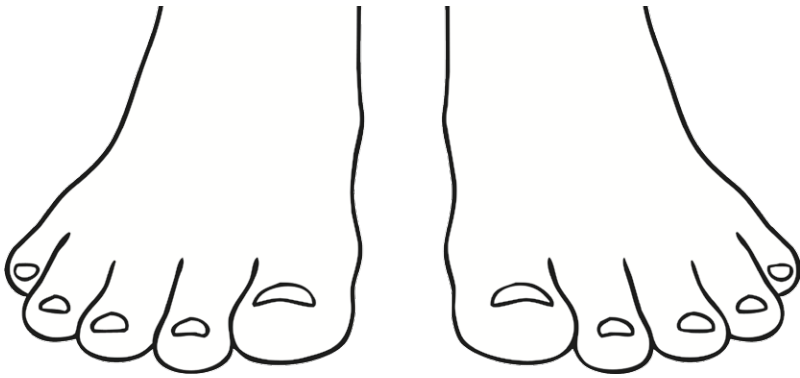



\_\_pple



\_\_nchor

# Colouring the Letter 't'



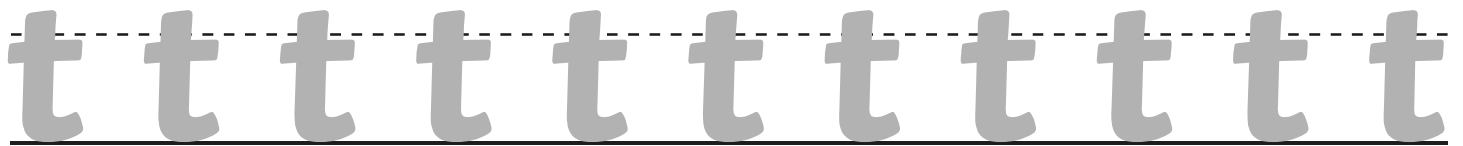



# Letter formation worksheet

# t

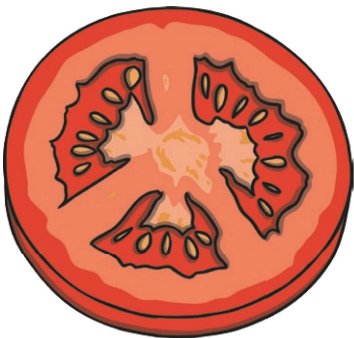
My name is \_\_\_\_\_

Trace over the **t** and then try writing your own.




All of the following words have the sound **t** in them.

Can you write the sound **t** to complete the words?


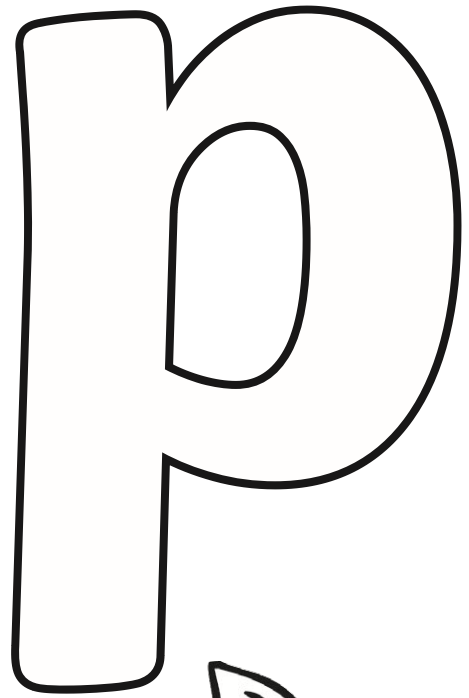


\_\_omato

\_\_urtle



# Colouring the Letter 'p'



# Letter formation worksheet

My name is \_\_\_\_\_

Trace over the **p** and then try writing your own.

**p**

p p p p p p p p p p


p p p p p p p p p p

All of the following words have the sound **p** in them.

Can you write the sound **p** to complete the words?


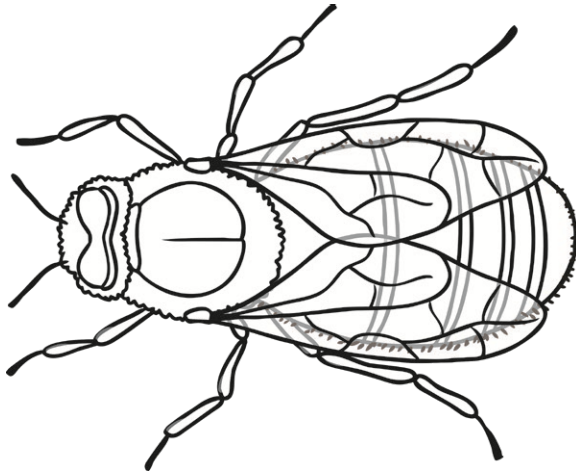

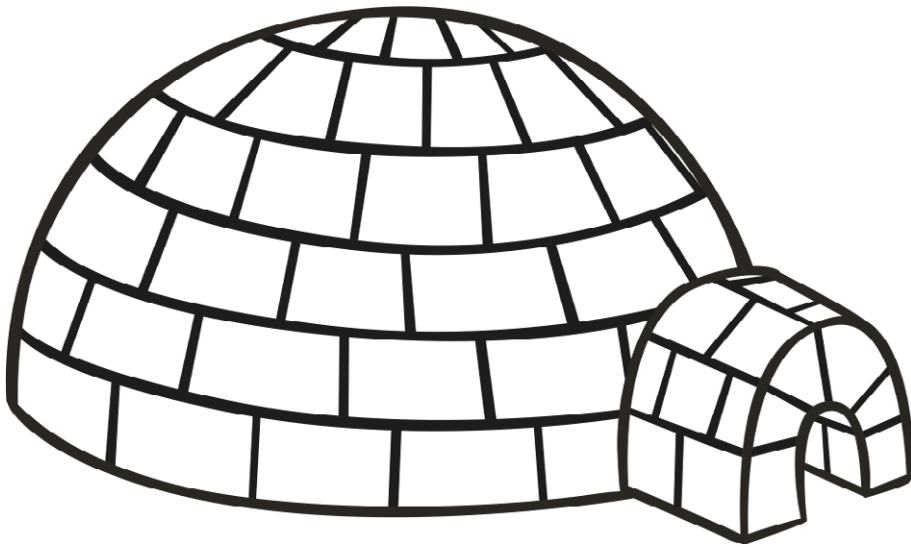


\_\_arcel



\_\_ig

# Colouring the Letter 'i'

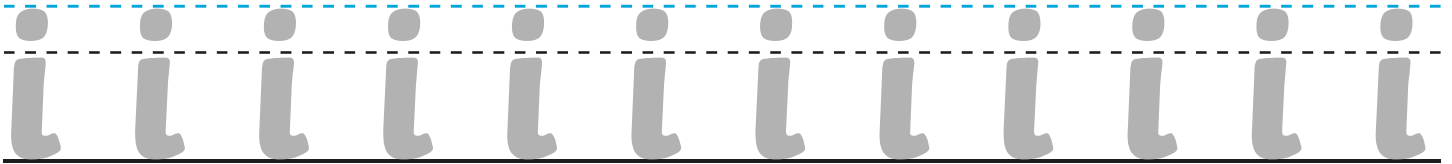
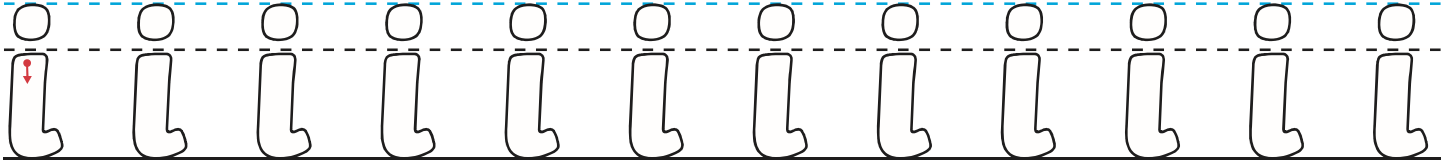


# Letter formation worksheet

My name is \_\_\_\_\_


Trace over the **i** and then try writing your own.

**i**



All of the following words have the sound **i** in them.

Can you write the sound **i** to complete the words?


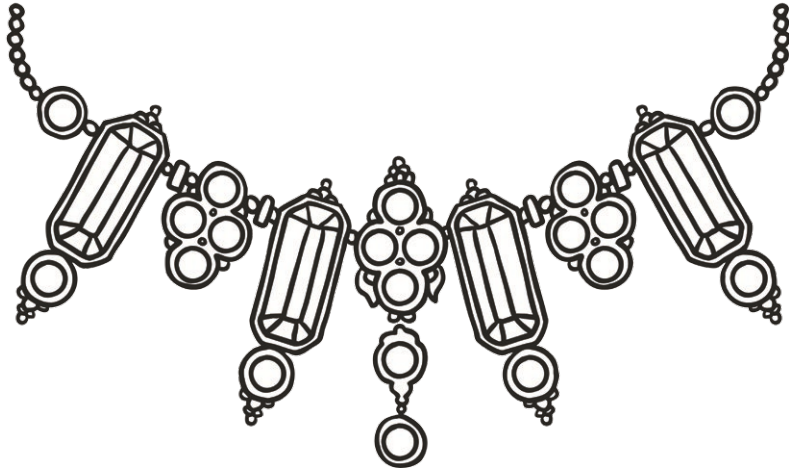


\_\_gloo

\_\_nk



# Colouring the Letter 'n'



n n n n n

# Letter formation worksheet

# n

My name is \_\_\_\_\_

Trace over the **n** and then try writing your own.

n n n n n n n n

n n n n n n n n

All of the following words have the sound **n** in them.

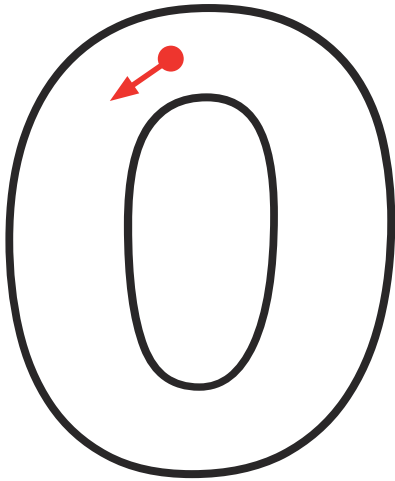
Can you write the sound **n** to complete the words?

\_\_**ose**



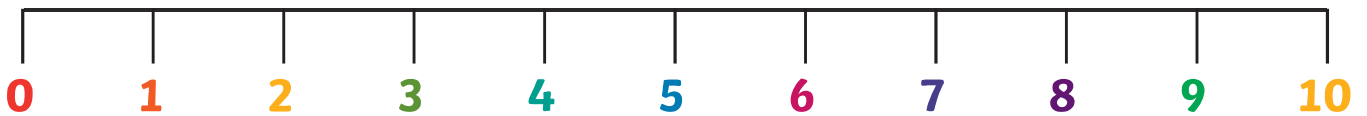
\_\_**oodle**

# All about the Number...



Look for the number 0 in the classroom. Draw where you can see it.

Draw a circle around the number 0. Which number comes after 0?





Draw a tree with 0 apples.

Walk around the room and pick up 0 things.




Which sweet jar has 0 sweets? Circle the correct jar.





# All about the Number...




Roll a dice until you throw a number 1. Draw the dotted dice pattern.

Find 1 object in the classroom. What did you find? Draw it here.


# one

Can you see the number 1 in the classroom? Draw where you can see it.

Draw 1 piece of fruit in the basket.



Which sweet jar has 1 sweet? Circle the correct jar.



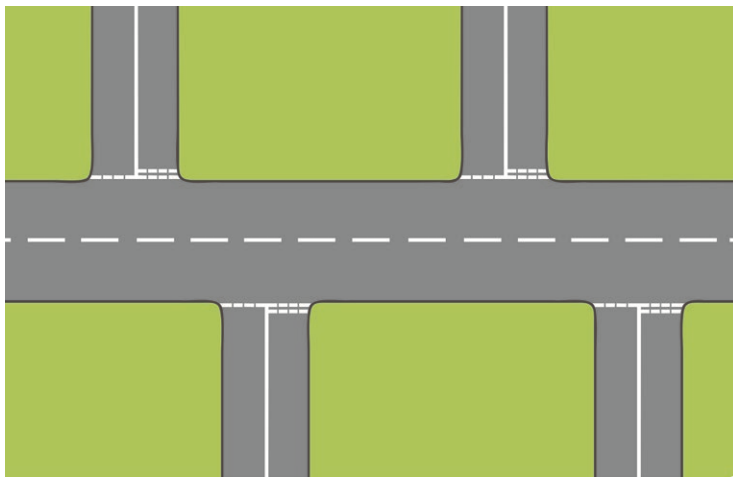
# All about the Number...



Roll a dice until you throw a number 2. Draw the dotted dice pattern.

Find 2 objects in the classroom. What did you find? Draw it here.

Draw 2 cars on the mat.





Can you see the number 2 in the classroom? Draw where you can see it.

# two



Which sweet jar has 2 sweets? Circle the correct jar.




# All about the Number...



Roll a dice until you throw a number 3. Draw the dotted dice pattern.

Find 3 objects in the classroom. What did you find? Draw it here.

Draw 3 pens on the paper.





Can you see the number 3 in the classroom? Draw where you can see it.

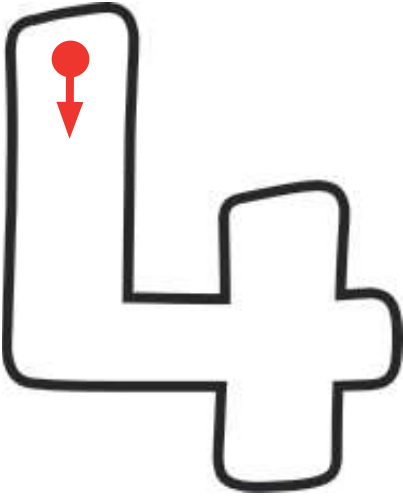
# three



Which sweet jar has 3 sweets? Circle the correct jar.




# All about the Number...



Roll a dice until you throw a number 4. Draw the dotted dice pattern.

Find 4 objects in the classroom. What did you find? Draw it here.

Draw 4 apples on the picnic rug.





Can you see the number 4 in the classroom? Draw where you can see it.

# four



Which sweet jar has 4 sweets? Circle the correct jar.



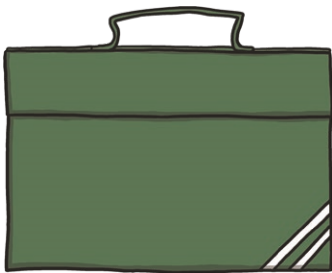
# All about the Number...



Roll a dice until you throw a number 5. Draw the dotted dice pattern.

Find 5 objects in the classroom. What did you find? Draw it here.

Draw 5 books to put in the book bag.






Can you see the number 5 in the classroom? Draw where you can see it.


# five



Which sweet jar has 5 sweets? Circle the correct jar.



# All about the Number...



Roll a dice until you throw a number 6. Draw the dotted dice pattern.

Find 6 objects in the classroom. What did you find? Draw it here.

Draw 6 bones for the dog.






Can you see the number 6 in the classroom? Draw where you can see it.

# six



Which sweet jar has 6 sweets? Circle the correct jar.




# All about the Number...



Roll two dice until you throw a 7. Draw the dotted dice pattern.

Find 7 objects in the classroom. What did you find? Draw it here.

Draw 7 bees around the flower.





Can you see the number 7 in the classroom? Draw where you can see it.


# seven



Which sweet jar has 7 sweets? Circle the correct jar.



# All about the Number...



Roll two dice until you throw an 8. Draw the dotted dice pattern.

Find 8 objects in the classroom. What did you find? Draw it here.

Molly wants to build a tower. Draw 8 building bricks.



Can you see the number 8 in the classroom? Draw where you can see it.



# eight

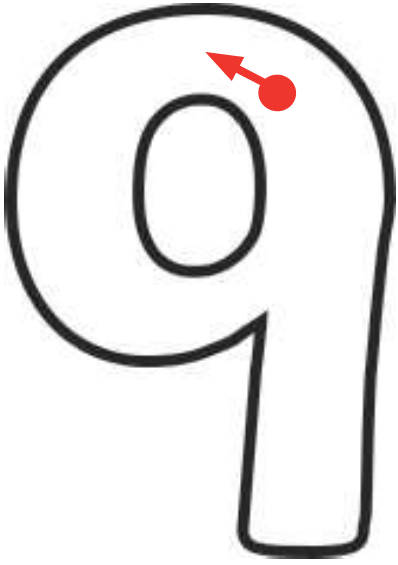


Which sweet jar has 8 sweets? Circle the correct jar.






# All about the Number...



Roll two dice until you throw a number 9. Draw the dotted dice pattern.

Find 9 objects in the classroom. What did you find? Draw them here.

Draw 9 pieces of cheese for the mouse to nibble.




Can you see the number 9 in the classroom? Draw where you can see it.


# nine



Which sweet jar has 9 sweets? Circle the correct jar.



# All about the Number...



Roll two dice until you throw a 10. Draw the dotted dice pattern.

Find 10 objects in the classroom. What did you find? Draw it here.

Draw 10 gold coins for the pirate.





Can you see the number 10 in the classroom? Draw where you can see it.

# ten




Which sweet jar has 10 sweets? Circle the correct jar.




# Count and Colour

Read the number and colour the correct amount of objects in each row.

3



2



5



1



4



# Count and Colour

Read the number and colour the correct amount of objects in each row.

7




5



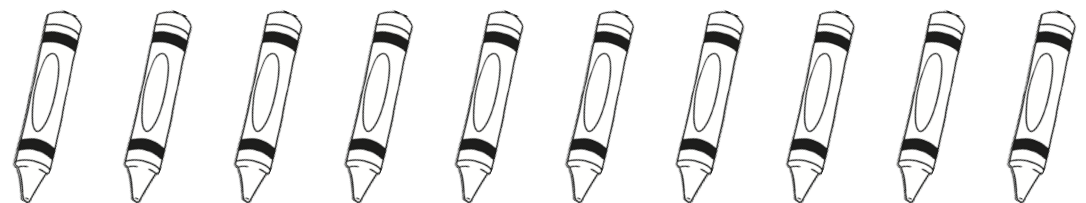
10



8



6

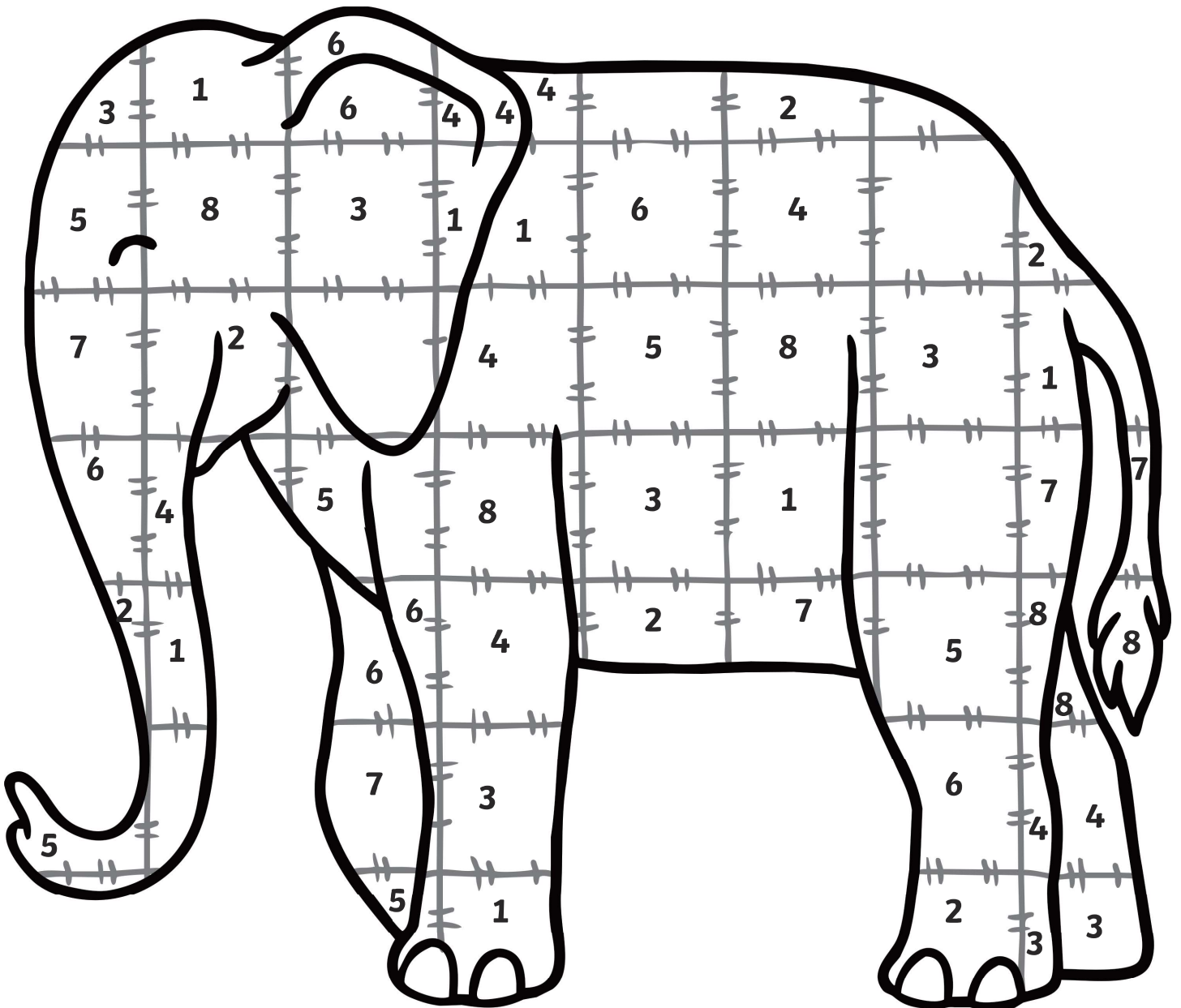


# Colourful Elephant

Match the colours to the numbers.

1 = red 2 = orange 3 = yellow 4 = green


5 = blue 6 = purple 7 = pink 8 = black




# Zoo Animals Count and Colour

## Directions


Count and colour the animals. Colour the circle with the correct number of animals.



3      5      8




6      1      2



5      2      1




4      1      2




8      3      1

# Zoo Animals Count and Colour




Four line drawings of hippos arranged in a 2x2 grid.

1      6      4



Six line drawings of lions lying down, arranged in two rows of three.

2      1      6



Seven line drawings of monkeys sitting in a row.

5      7      2

# 2D Shape Colouring

Can you colour the shapes to complete the picture?

Key:



= red  
square




= blue  
circle



= yellow  
rectangle




= green  
triangle






# Pizza Shape Colouring




# When Should We Wash Our Hands?

Washing our hands is really important. It helps to keep us healthy because we are washing away dirt and germs. Do you know when you should wash your hands? Draw some pictures in the bubbles to show when it is important to wash your hands.



# When I Grow Up



When I grow up, I would like to be...



**By:** \_\_\_\_\_

**Age:** \_\_\_\_\_

# This is a drawing of my friend and me.




My name is \_\_\_\_\_.


My friend is \_\_\_\_\_.

# Things I Like About Me

Mirror, mirror on the wall, who's the nicest child of all?

Can you write or draw as many things as you can that you like about yourself. For example, you might write: I like my hair; or I like my brown eyes; or I am funny.







# Starting School Time Capsule One



When I grow up I want to be...

My favourite toy is...

Here is a picture of me...



My  
name is

My handprint:

Date:

# My Star Moments at Home

Draw, write or stick a photograph in each star to show your star moments at home.





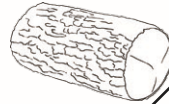
# My Tartan Design


# My Five Senses Scavenger Hunt

Something smooth



Something rough



Something that makes a noise



Something round



Something yellow



Something that came from a plant



Something that has a smell



Something long



Something man-made




Something soft



Something you can eat




Something red



# Healthy Foods I Spy

Can you see the healthy food?



# Draw the Weather for Each Season

Draw the weather that is most likely to happen in each season.



Spring


Summer

Autumn

Winter

# Design a Birthday Cake





Birthdays are very special occasions and cakes come in all shapes, sizes and colours. They often have beautiful decorations too! Design a birthday cake for someone special.



# Animals and Their Young

## Matching Sheet


Join each animal to its baby.



# A Selfie of My Family

We are learning that families come in different shapes and sizes but it is love that makes them the same.

Every family is different and this is mine....



# A Healthy Lunchbox

Can you choose different food to go in this healthy lunchbox?

Draw what healthy food you could take for your school lunch.

