



Class Teacher: Miss McMillan



Class: P2/3

Dear Parent,

Below is an outline of what your child will be learning about this term. There are eight main curricular areas and, due to the flexible nature of Curriculum for Excellence, some areas may just be touched upon or may not be covered at all during a particular term. Therefore, do not be concerned if there is little or no information for a particular curricular area below. Be assured, that over the course of the school year, pupils will cover the requisite range of skills and experiences and outcomes appropriate to their particular stage.

Mathematics

We will be working on improving mental arithmetic, so it would be great if you could practise and reinforce this at home. Please practise number bonds to 20 and times tables when introduced.

	
<ul style="list-style-type: none"> • Addition and subtraction within 10 for number and coinage. • Classifying 2D shapes: square, rectangle, circle, triangle, pentagon and hexagon. • Place value and counting up and down to 20, recognising numbers that are missing, numbers before and after. Including coinage. • Identifying 3D shapes: those which can roll, stack, slide etc for cube, cuboid, sphere, cylinder and pyramid. • Estimating and comparing area: which shapes are bigger, smaller, cover less or more space. 	<ul style="list-style-type: none"> • Addition and Subtraction within 20 • Addition and Subtraction within 100 (including exchanging and carrying) • Multiplication (2 and 3 times tables) • Money.

Language

- Core Reading Schemes (ORT and Project Origins)
- Jolly Phonics and Nelson Spelling
- Nelson Grammar

In writing children will be focusing on punctuating their work correctly and using different openers To sentences other than: The or I.

By the end of Term 1 we should be more able to write independently and start to uplevel our sentences. Instead of writing a basic sentence, like,

'I saw a mouse.'

We are aiming for,

'I saw a small, light brown mouse with a huge, long tail carrying a crumb of bread in his mouth!'

We will also be working on time signposts/ time openers; for example, Once, Unfortunately, After that, Next, Then, After that, Finally. I will be looking for these time openers in homework sentences.

Handwriting, we will continue to learn the correct formation of letters. It is really important that the letters are formed correctly for when joining is introduced. If you see your child holding a pencil incorrectly at home, could you please correct it as it makes writing easier.



Health and Wellbeing

- PATHS (Promoting Alternative Thinking Strategies)
- Online Safety
- P.E. – Games

Expressive Arts

Drama – linked to PATHS Health and Wellbeing lessons

Mrs Cromar will be doing some fun drama and music with us too!

Art – We will be exploring colour, line, shape and form by creating a variety of artwork.

Technologies

ICT – Basic ICT skills including mouse, track pad and keyboard skills

- Sumdog
- Education City
- Teach Your Monster to Read
- Drawing dinosaurs on the computer within our social studies topic.

Cutting and sticking activities

Social Studies

For our topic lessons this term, we will be learning all about 'Dinosaurs'

Science

Topic related linked to Dinosaurs

Religious and Moral Education (Mrs Cromar)

- Jonah and the Whale
- The Nativity Story

French - (Mrs Cromar)

- Numbers
- What age are you?
- The family

ADDITIONAL HOMEWORK TASK.

Relating to our topic there are two pieces of homework.

1. Children in Primary 2 have to find out three facts about the times of the dinosaurs or a favourite dinosaur and stand up in front of the class to share these. Children in Primary 3 have to find out five facts about the times of the dinosaurs or a favourite dinosaur and stand up in front of the class to share these. The facts must be written down and a visual aid would be great. A photograph of this will be taken which will be put in their PLP folders as a record of a talking and listening assessment.
2. Big family effort homework task! Parents in the past have really enjoyed this type of homework and it has always provided positive feedback. 😊 As a family, you are being asked to produce a 2D picture or painting of a Dinosaur.
Or a 3D model of an aspect of life in dinosaur times or an actual dinosaur model.

For example:

- A shoe box that has been decorated to look like the Earth at the times dinosaurs roamed with volcanoes. Using paint, material, plastic, or maybe real plants. Then different animals added that are either toys you have or made from paper, or perhaps modelling clay or plasticene ones.
- A 3D model made from different materials, for example an egg carton, threaded together paper plates etc.
- A 3D papier mache dinosaur.


The possibilities are endless, and I will be very impressed with whatever you create. It would be lovely if you took photographs of the process and posted these on Seesaw so we can all see how you went about making your creation, which I will show the children once the models are brought into school. From my own experiences with my daughter and also over the years of being in a school, I would highly recommend this is started as soon as possible and not left to the last minute.

All researched/spoken facts and models are to be brought to school on Tuesday 1st October.

A wee prize has always been given for the best three, which were chosen by Miss Jardine and the children liked this element of competition, so hopefully will do again. The prizes are characterised into models, box models and drawings/paintings.

Additional Information

The homework will be issued through Seesaw weekly, and it should be submitted by Friday. Reading books must be brought to school every day so we can use them in class.

Your child will be issued with Maths Homework Booklets and Jotters that are not required to be brought into class, as a photo of completed work is to be uploaded using the  button on Seesaw and then I can provide feedback.

Please remember to bring a PE kit (shorts/t-shirt/gym shoes) on our PE days which are a Wednesday and a Friday. To help with health and safety jewellery should not be worn to school on PE days. If earrings are unable to be removed, they must be taped up on these days.

Please label all items belonging to your child as this allows us to return any items found back to their owner. Please ensure that children are sent to school with a non-spill water bottle as the school is unable to provide children with bottles/cups. As per the school policy, please also ensure that bottles are filled with water for during class time. This makes any spillages much easier to clean up and helps to avoid any work being ruined – thank you!

I look forward to working with both you and your child this year and want Primary 2/3 to be the best experience it can be for the children. For this to happen, any problems or queries need to be dealt with straight away and this can be done, a phone call, a message through Seesaw or by catching me at the school door first or last thing.

I would like to take this opportunity to thank you for the continued and valued support that you provide.