




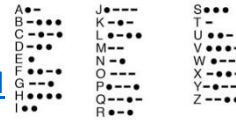





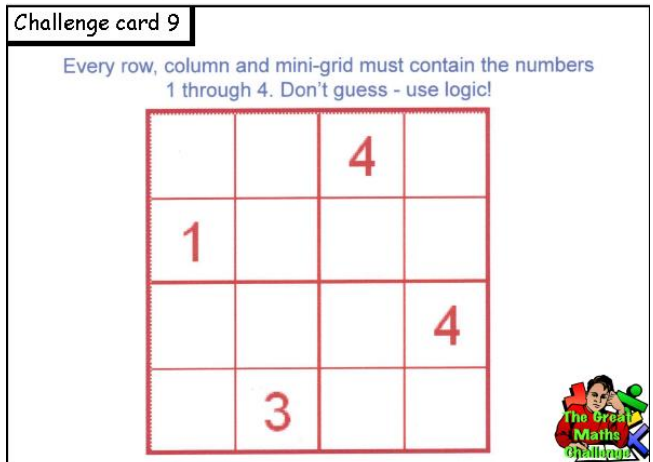
Home Learning Grids- Second Level (P6 & P7)



Each day, choose 1 literacy and 1 numeracy task and either 1 expressive arts/STEM challenge OR 1 from the separate P.E. challenge grid. If you choose an expressive arts/STEM challenge on day 1, make sure you choose a P.E. challenge on day 2 or vice versa. Send pictures/videos of your completed task to your teacher on Seesaw if you can. If you are looking for additional things to keep you busy- attempt the challenges added to several tasks and see the list of additional activities below.

Week 1

Literacy	Numeracy	Expressive Arts/STEM
<p><u>Design a Starbucks Smoothie-</u></p> <p>Starbucks want you to design a new smoothie for their Autumn/Winter collection. Write the recipe-</p> <ul style="list-style-type: none"> List the ingredients Method- how do you make it? Draw a picture of what it Will look like. 	<p><u>Topmarks Bingo Game-</u></p> <p>Choose a times table you find tricky. Play Topmarks Bingo-Multiplication & Division for 20 minutes or until you feel more confident with the answers. Could you challenge a family member to play with you?</p> <p>https://www.topmarks.co.uk/</p> <p>*Challenge- choose another multiplication game to play.*</p>	<p><u>Mindfulness Hands Art-</u></p> <p>Draw around your hands and decorate inside of the hand to show your emotions.</p> 
<p><u>Farm to Plate-</u></p> <p>Complete the Bitesize topic: Farm to Plate.</p> <p>https://www.bbc.co.uk/bitesize/topics/zfmpb9g/articles/z4tbn9g</p> <p>*Challenge- figure out the food miles and journey for the food in your fridge.</p>	<p><u>Education City</u></p> <p>Spend 45 minutes on Education City- if your teacher has set your class a challenge, complete this first. If not, choose your own games!</p> <p>https://www.educationcity.com/</p>	<p><u>Pizza Toast-</u></p> <p>Make some pizza toast! All you need is bread, cheese, tomato purée & the ingredients you'd like to put on your pizza.</p> 
<p><u>Question Master</u></p> <p>Create six questions about the book you are currently reading (either personal or class novel). Try to ask 'Why' questions. If you were a teacher, what questions would you ask your pupils? Could you ask inferential questions?</p>	<p><u>Morse Code Challenge-</u> Write a secret message for a family member using the Morse Code. Ask them to decode it. *Challenge- use a torch or whistle to send your message- video it if you like!*</p> <p>https://sites.google.com/site/shorthillsedtech/morse-code-for-kids (Find out more!)</p> 	<p><u>Spaghetti Bridge STEM-</u></p> <p>Spaghetti bridge. Can you build a spaghetti bridge that's strong enough to hold a bag of sugar?</p> 

Literacy	Numeracy	Expressive Arts/STEM
<p><u>Isolation Interview-</u> Interview someone you know- they could live with you or you could phone them. Questions could include:</p> <ul style="list-style-type: none"> • What have you had to change about your life in the last few months? • Do you have any new hobbies? • What do you miss most? • Have you learned any important life lessons? <p>Take notes on their answers. *Challenge- think of your own additional questions to ask.*</p>	<p><u>Transum Problem Solving-</u></p> <ul style="list-style-type: none"> • Complete the 'Starter of the Day' https://www.transum.org/Software/SW/Starter_of_the_day/ • Complete 'Flash Tables' game https://www.transum.org/Software/SW/Flash_Tables/ • Complete the 'Scatter Graph' game https://www.transum.org/Maths/Activity/Scatter_Graphs/Cartoon.asp <p>*Challenge: choose 1 more game to complete!*</p>	<p><u>Word Art</u> Go to https://wordart.com/ and create a word art picture filled with compliments for someone that means a lot to you.</p> 
<p><u>Job Application Task-</u> What is your dream job? Write a CV. Tell us why this is your dream job, why you should get it, list your skills and qualities and why you are suitable for this job.</p>  <p>You can find examples of CVs Online to help.</p>	<p><u>Maths Challenge Card-</u></p> 	<p><u>Photography Challenge-</u></p> <p>Photography! Go to https://expertphotography.com/7-fun-photography-projects-children/ to do a photography challenge! Or take a photo relating to one of these themes: happiness, sunlight, family, nature, colour, art.</p>
<p>*Remember to complete a minimum of 30 minutes per day Accelerated Reading. If you don't have any books at home, try reading magazines, cookbooks, comics or online books. Oxford Owls have a library of free books: https://www.oxfordowl.co.uk/</p>		

For additional activities:

All children have a log in for Sumdog & Education City, sites which develops mental maths and problem solving skills: <https://www.educationcity.com/> (ask your child's teacher if they don't know their log in)

Oxford Owls have a library of free books: <https://www.oxfordowl.co.uk/>

Free audiobooks for children: <https://www.storynory.com/>

Lots of free maths games: <https://www.topmarks.co.uk/>

Daily lessons in literacy, numeracy and health and wellbeing: <https://www.bbc.co.uk/bitesize>

Learn, create and play through exploring Scotland's history and heritage: <https://www.historicenvironment.scot/learn/>

STEM (Science, Technology, Engineering & Maths) with Mr N: <https://www.youtube.com/channel/UCxziq4omrQP-EKSLiOIPhw>



P.E Challenge Grid

Choose 3 exercises to complete eg star jumps, running laps, push ups. Time yourself for 1 minute and record your score. Practise each exercise every day and see if you can improve your score.



Put your dancing skills to the test with Just Dance!
Go to their YouTube channel and choose a dance to follow.
<https://www.youtube.com/channel/UCOofYX4YxrPA-abpa8Is2A>
Encourage anyone at home to join in too!
Why not create your own dance or teach us how to do a TikTok dance by creating your own dance tutorial!



Get moving with GoNoodle, Cosmic Kids Yoga or Yoga for Teens with Adriene!




<https://www.youtube.com/channel/UC2YBT7HYqCbbvzu3kKZ3wnv>
<https://www.youtube.com/watch?v=7kgZnJqzNaU>



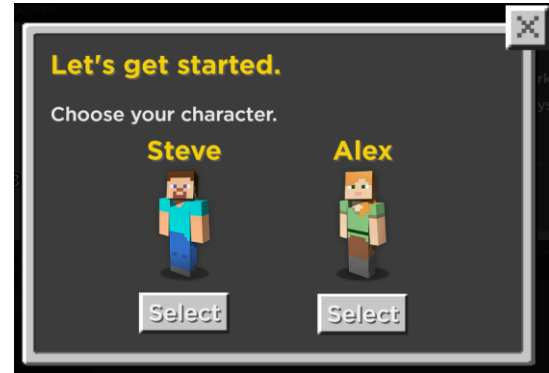


Create your own indoor or outdoor obstacle course using anything you can find! Take photos of it and edit using PicCollage or Markup to show what you have to do on each part of your course. Or you could take a video explaining how to set up your course and what you've to do!



Week 2

Literacy	Numeracy	Expressive Arts
<p><u>My Wellbeing Journal-</u> Write a short diary entry each day about how you are feeling, what ideas you have to keep busy each day, any challenges you have had and how you have overcome them.</p>	<p><u>Education City-</u> Spend 45 minutes on Education City- if your teacher has set your class a challenge on My City, complete this first. If not, choose your own games!</p> <p>https://educationcity.com/</p>	<p><u>Kitchen Roll Art-</u></p>  <p>Use patterned kitchen roll to create your own piece of art.</p>
<p><u>Research Project-</u> Choose a city you would love to visit. Create a fact sheet (handwritten or typed on Word or a short Powerpoint)</p> <ul style="list-style-type: none"> • What is the currency? • What are the main attractions/landmarks? • What is the weather like? 	<p><u>Transum Problem Solving-</u></p> <ul style="list-style-type: none"> • Complete the 'Starter of the Day' https://www.transum.org/Software/SW/Starter_of_the_day/ • Complete 'Flash Tables' game https://www.transum.org/Software/SW/Flash_Tables/ • Complete the 'Prison Cell Problem' game https://www.transum.org/software/SW/prison/prison.asp <p>*Challenge: choose 1 more game to complete!*</p>	<p><u>Blanket Fort-</u> Design and create your own blanket fort. Take a picture and share it on Seesaw.</p> 
<p><u>Poetry Task-</u> Listen to a poem on: https://childrens.poetryarchive.org/ Three Sharings:</p> <ul style="list-style-type: none"> • What did you like/dislike about the poem? • Any connections you can make to your own life? • Puzzles- anything that confused you? <p>*Challenge- record yourself reciting the poem.*</p>	<p><u>Topmarks-</u> Play Hit the Button Division Facts (divide by 7, 8, 9 & 10) for 45 minutes: https://www.topmarks.co.uk/maths-games/hit-the-button</p> <p>*Challenge- try divide by 11 and 12.*</p>	<p><u>Cereal Box STEM Challenge-</u></p> <p>STEM creativity challenge! What can you do with a cereal box?</p> 

Literacy	Numeracy	Expressive Arts/STEM																																				
<p><u>Newspaper Challenge-</u></p> <p>Using a newspaper, magazine or a book find words that you don't know the meaning to. Write them down and use a dictionary (online dictionary is fine) to find a definition for them.</p> 	<p><u>Maths Challenge Cards-</u></p> <p>Challenge card 11</p> <p>Every row, column and mini-grid must contain the numbers 1 through 6. Don't guess - use logic!</p> <table border="1"><tr><td>2</td><td>1</td><td></td><td></td><td>4</td><td>3</td></tr><tr><td></td><td></td><td></td><td></td><td></td><td></td></tr><tr><td></td><td></td><td>6</td><td>2</td><td></td><td></td></tr><tr><td></td><td></td><td>3</td><td>4</td><td></td><td></td></tr><tr><td></td><td></td><td></td><td></td><td></td><td></td></tr><tr><td>3</td><td>4</td><td></td><td></td><td>5</td><td>6</td></tr></table> 	2	1			4	3									6	2					3	4									3	4			5	6	<p><u>Origami Activity-</u></p> <p>Learn origami! Create animals, characters and objects out of paper and teach others how to do it too! Go to https://www.redtedart.com/easy-origami-for-kids/ to see some examples.</p>
2	1			4	3																																	
		6	2																																			
		3	4																																			
3	4			5	6																																	
<p><u>ABC Order-</u></p> <p>Write the words you used in your newspaper challenge out in alphabetical order. Then write them in reverse alphabetical order.</p> <p><u>Word Search-</u></p> <p>Create your own word searches using your words. Or use this link to get your computer to do it for you.</p> <p>http://puzzlemaker.discoveryeducation.com/</p>	<p><u>Nrich Maths- National Flag Game-</u></p> <p>Choose one of the national flags from the Olympic games that are displayed and answer the questions on a piece of paper.</p> <p>https://nrich.maths.org/7749</p> <p>*Challenge- choose another flag from the list that you think will be trickier than the first one and complete.*</p>	<p><u>Coding Challenge-</u></p> <p>Go to https://code.org/learn and choose a coding activity to complete. My personal favourite is the Minecraft Hour of Need one.</p> 																																				
<p>*Remember to complete a minimum of 30 minutes per day Accelerated Reading. If you don't have any books at home, try reading magazines, cookbooks, comics or online books. Oxford Owls have a library of free books: https://www.oxfordowl.co.uk/</p>																																						



P.E Challenge Grid

Visit BBC Let's Get Active!
Click on one of the videos to work on a skill you have learned in P.E.

<https://www.bbc.co.uk/teach/class-clips-video/physical-education-ks1-ks2-lets-get-active/z72yjhv>



Go outside and play on your bike / skateboard / roller skates / scooter. You could even play a game in the garden or outdoor area. Football, basketball, tig etc. As long as you're outside getting active!



Make up your own game or sport. A personal favourite of mine is trying to see how many socks I can 'score' into the washing basket. You may also want to play 'tin can' bowling. Get creative. Take photos / videos of your game.



Go for a walk with your family. Spend some time together outside. Take photos of some of the sights / wildlife you see. Be the outdoor photographer for the day. Your phones / fitbits / step trackers will count the number of steps you did.

