

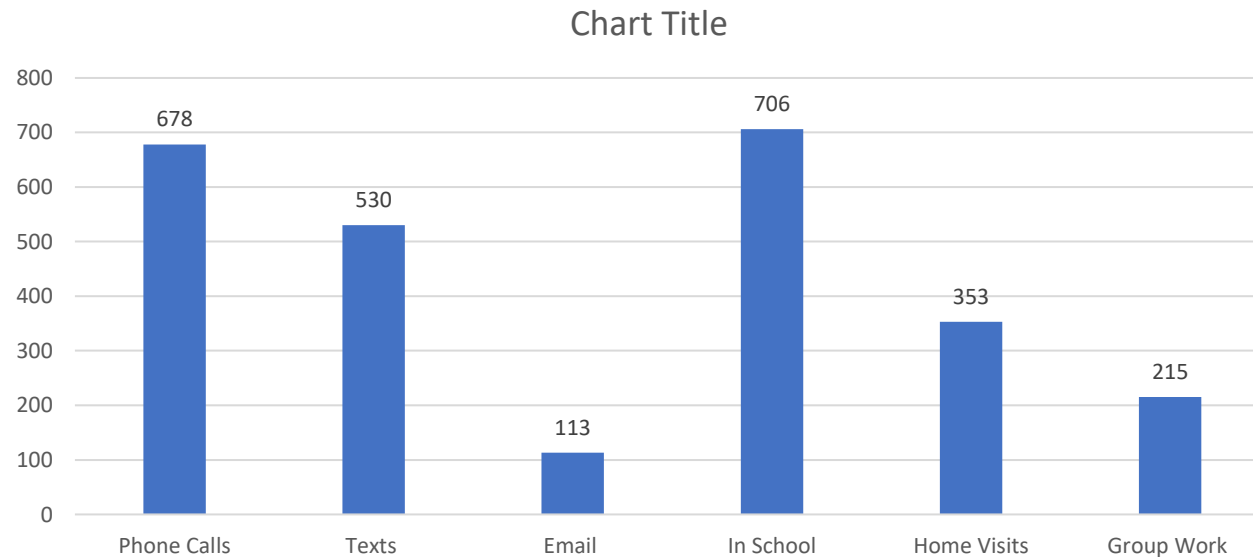
# Home Link Service- Who do we work with?

## Quartey report for Jan- March 2023

- Figures from weekly stats collected over 11 weeks from 11/1/23 to 22/3/23.
- The total number of pupils (and their families) recorded as receiving support from Home Link Services was 976.

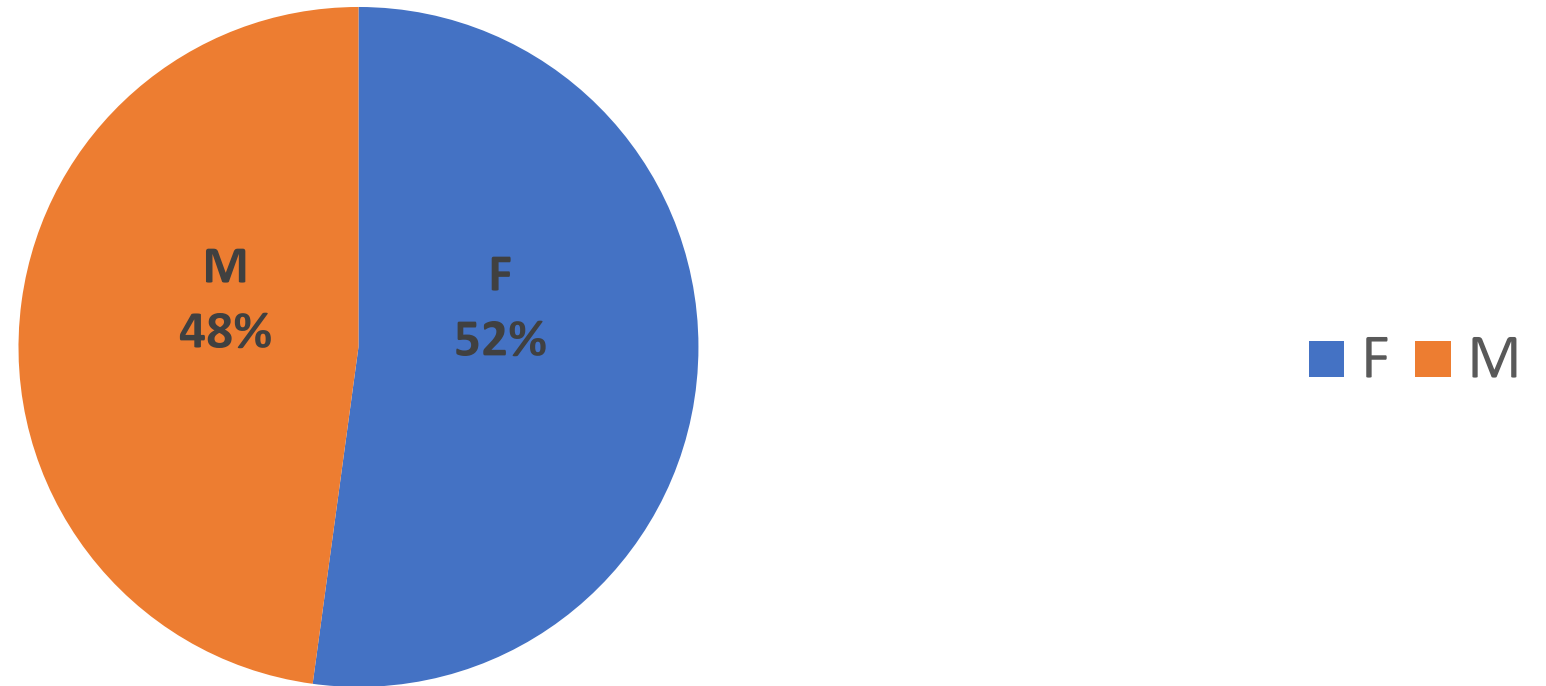
# How did we engage the Children, Young people and families we work with?

Home Link offers flexible, needs led support to families, children and young people and delivers the service in a number of ways and settings. The number of children, young people and families who engaged with Home Link in the period 11/1/23- 22/3/23, in different settings are noted below. This demonstrates that our strong links with school are an essential part of the impact of our work – with the majority of contacts being in school and via group work, but with frequent contact with home through phone calls, texts, home visits and email being used to ensure regular contact with parents and young people.

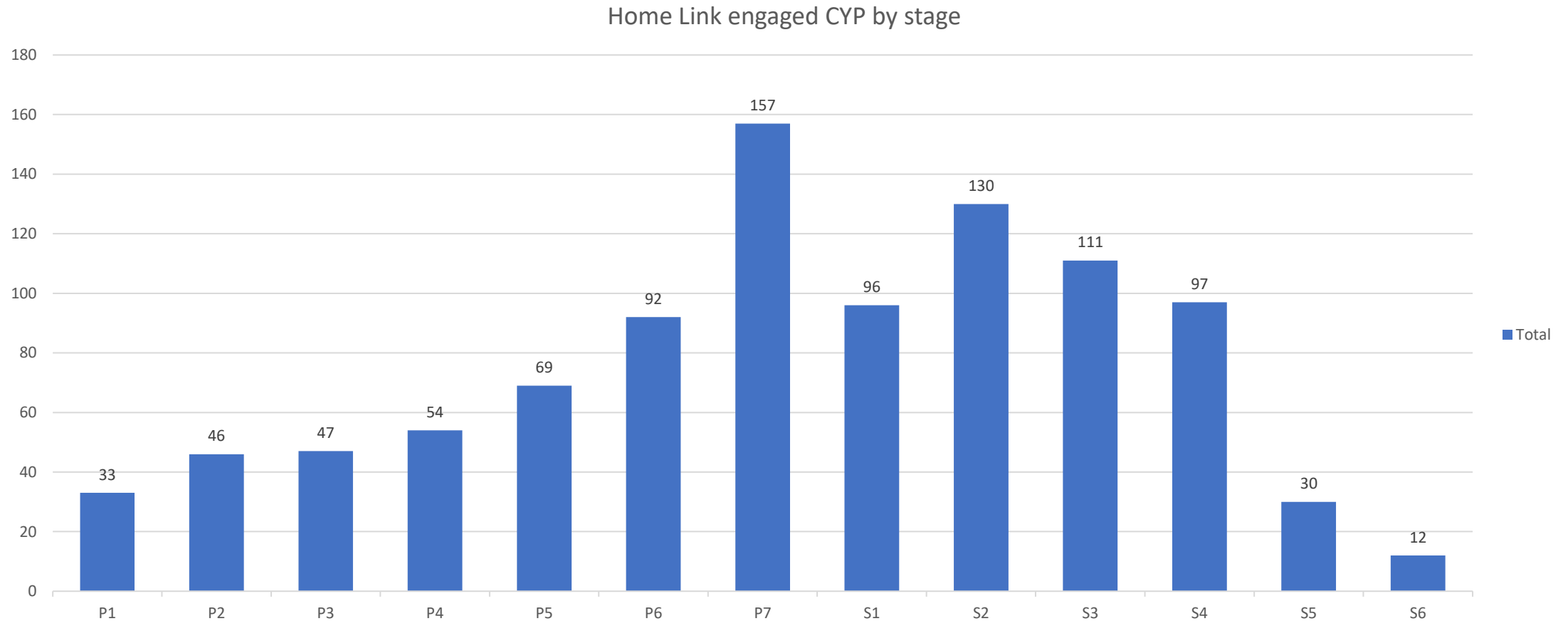


# Who do Home Link work with? By gender.

Home Link engaged CYP by Gender



# Who do Home Link work with- by stage



# Who do Home Link work with? By ethnicity

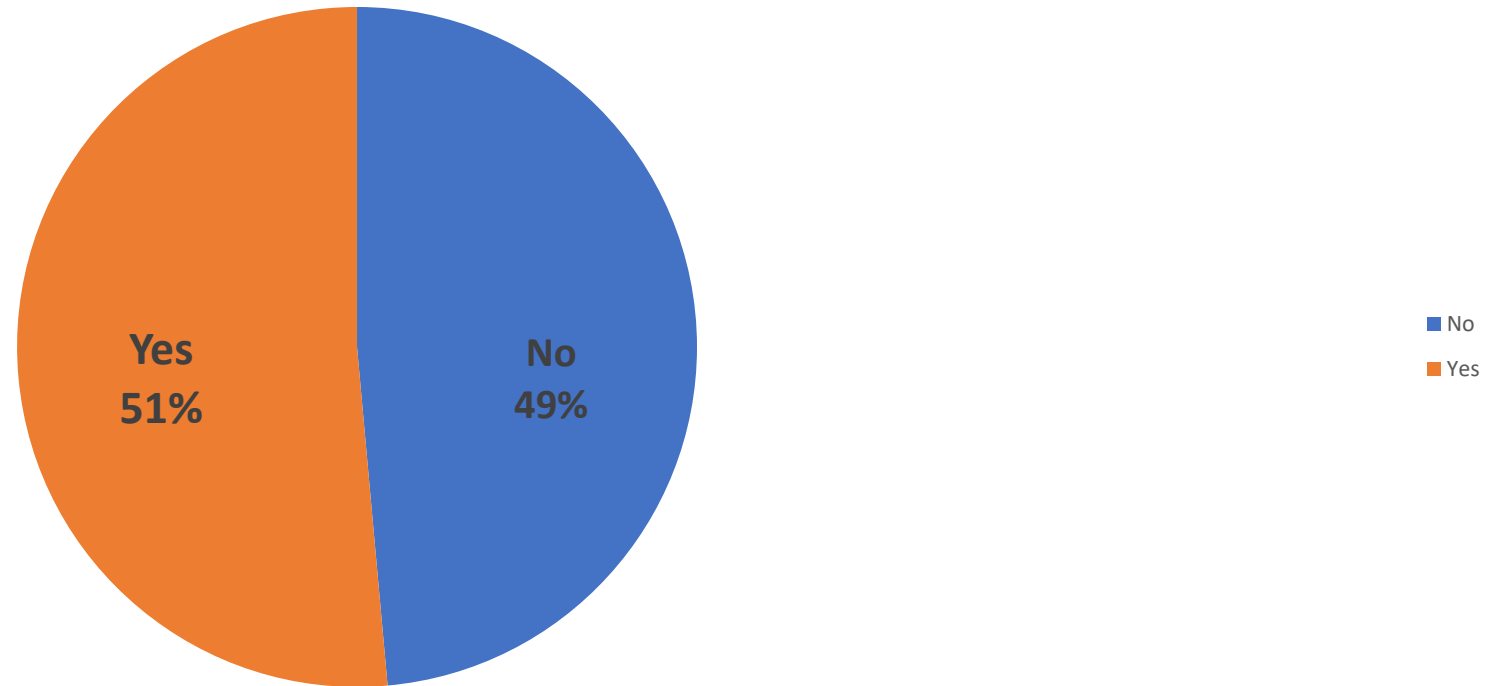
## 87% of those we work with are White – Scottish or British

Ethnic Origin	Numbers of Each Group	Percentage of whole sample
African - African / British / Scottish	7	0.72%
African - Other	4	0.41%
Asian - Indian / British / Scottish	7	0.72%
Asian - Other	3	0.31%
Asian - Pakistani / British / Scottish	8	0.82%
Caribbean or Black - Caribbean / British / Scottish	3	0.31%
Mixed or multiple ethnic groups	17	1.74%
Not Disclosed	9	0.92%
Not known	26	2.66%
Other - Arab	2	0.20%
Other - Other	6	0.61%
White - Gypsy / Traveller	2	0.20%
White - Other	20	2.05%
White - Other British	46	4.71%
White - Polish	15	1.54%
White - Scottish	801	82.07%
Grand Total	976	100.00%

# Who do Home Link work with? By free school meal entitlement.

51% percent of children and young people Home Link work are eligible for free school meals (FSM) almost 2.5 times more prevalent than pupils eligible for FSM in the Local Authority (21%).

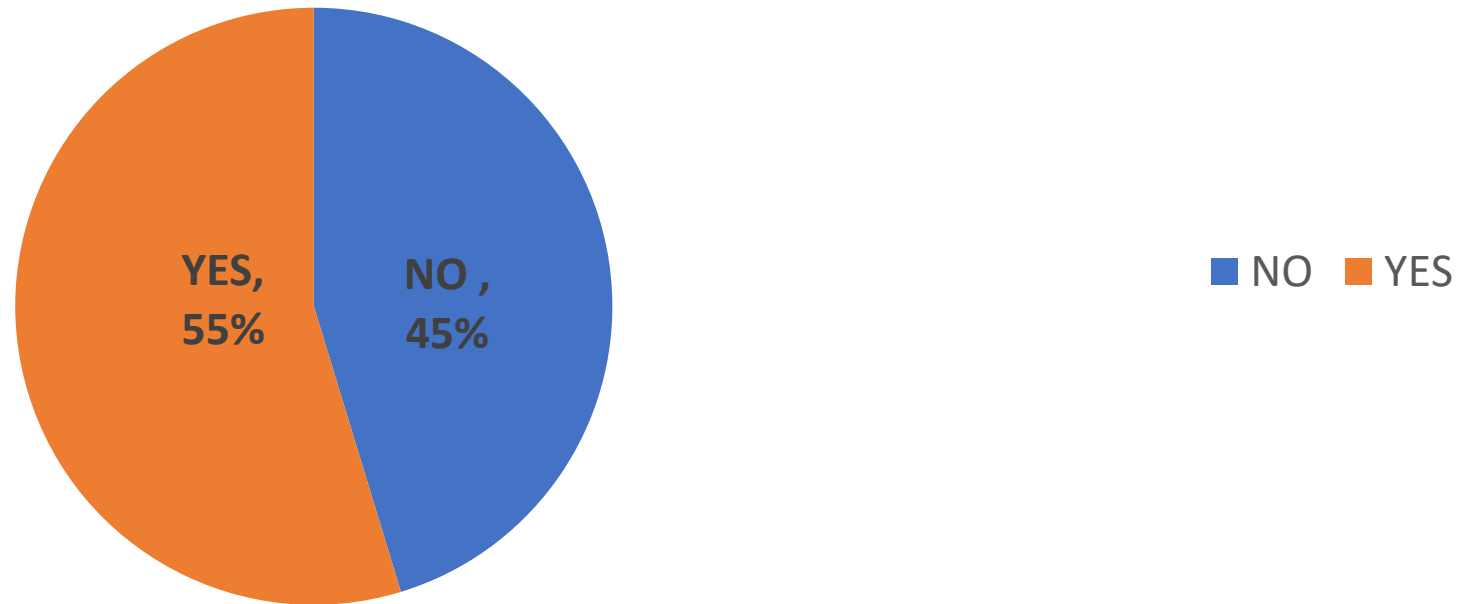
Home Link engaged CYP by FSM



# Who do Home Link work with? By Additional Support Needs

- These can be due to a disability, family circumstances, health, social and emotional factors. 55 percent of children and young people Home Link works with have recognised ASN over 2 times more prevalent than pupils with recognised ASN in the Local Authority (26%).

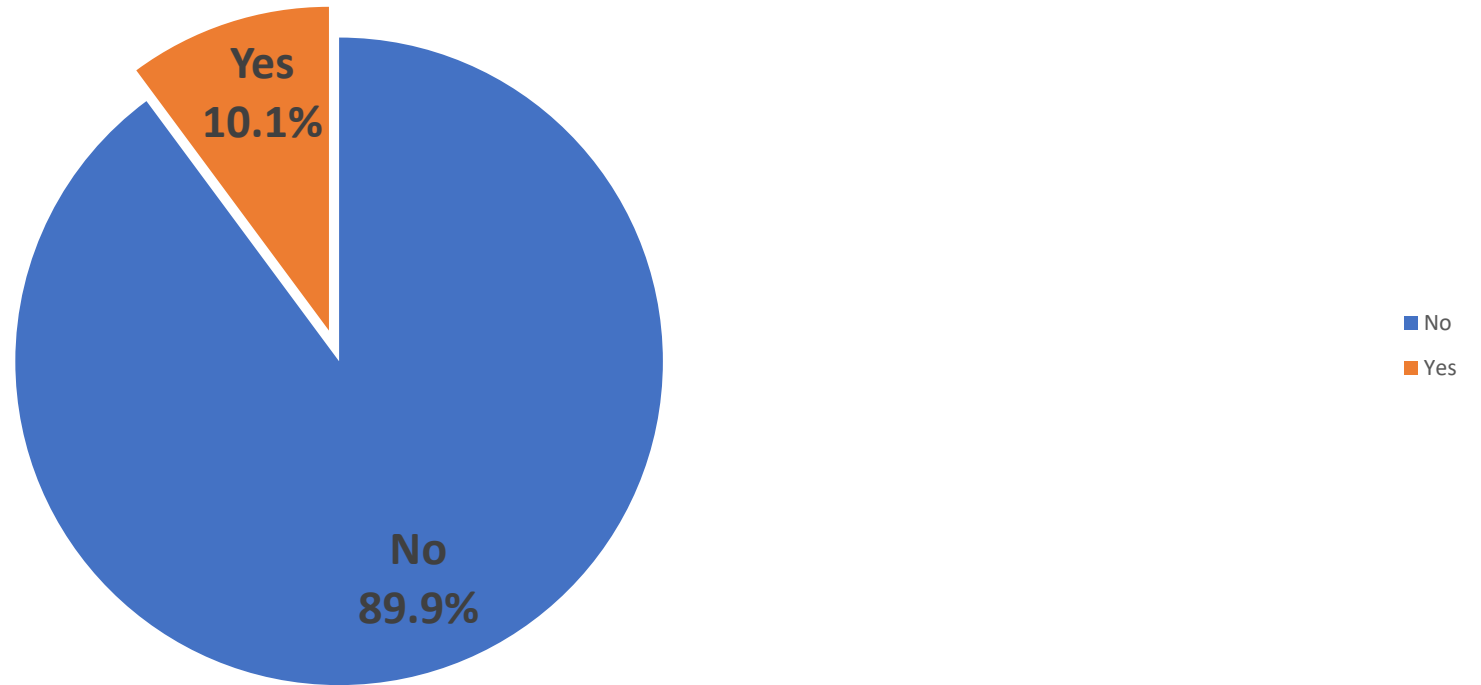
Home Link engaged CYP by ASN Status



# Who do we work with? By Care Experienced

**Status** Care experienced pupils make up 10% of the children and young people we work with , roughly 3 times more prevalent than care experienced pupils in the local authority (3%)”

Home Link engaged CYP by Care Experienced Status





## Who do we work with? By Scottish Index of Multiple Deprivation (SIMD)

- SIMD is a measure of deprivation in an area. This measures levels of poverty, access to resources and opportunities in an area e.g housing, income, employment, education, crime, health and access to services. SIMD 1 are the most deprived areas and SIMD 10 the wealthiest areas. For every 1 child or young person from SIMD Decile 10 (least deprived), home link has worked with 10 children or young people from SIMD Decile 1 (Most deprived).

