



Markup Tools *explained*



Markup Color Palette



The **Markup Color Palette** gives you complete control over the look and feel of your annotations and drawings. You can select, change, and customize colors to fit your needs and preferences.



Scribble Tool

The Scribble tool lets you handwrite text directly on your iPad and it magically converts your handwriting into typed text.

**can be turned off in Apple Pencil settings*



Eraser Tool

The Eraser tool removes markings you've made. You can remove entire objects with a tap (Object Eraser) or precisely erase portions of markings (Pixel Eraser).



Pencil Tool

The Pencil tool aims to replicate the feel of a traditional graphite pencil. It creates a thin, textured line with subtle shading variations for sketching.



Pen Tool

The Pen tool creates a thin, precise line that's perfect for detailed drawings, writing, or adding annotations to an image or document.

Think of it as your "Virtual Flair Pen"! ✍️



Lasso Tool

The Lasso tool lets you precisely select and move, cut, or copy specific parts of a drawing or annotation.

Think of this as your "Virtual Exacto" knife! ✂️



Crayon Tool

The Crayon tool gives you that classic, waxy look and feel of a real crayon! It creates a textured, slightly grainy line with a rich, vibrant color.



Fine Tip Pen Tool

The Fine Tip Pen tool provides a very thin, consistent line weight, ideal for detailed work, precise annotations, or small handwriting.

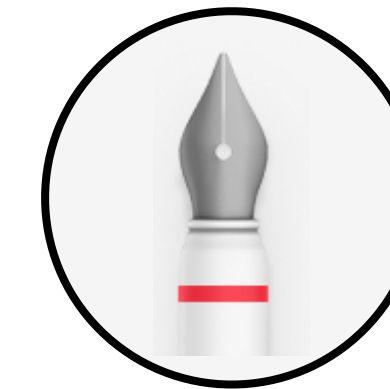
Think of it as your "Virtual Sharpie"! ✍️



Image Wand

The Image Wand, introduced in iOS 18.2, is a powerful tool that uses AI to generate images. It brings your sketches to life or creates images based on the context of your notes.

**Click on image to learn more about Image Wand. Available on Apple Intelligence supported devices.*



Calligraphy Tool

The Calligraphy tool brings the elegance of handwritten calligraphy to your digital creations. It produces beautiful, flowing lines with varying thickness that mimic the strokes of a calligraphy pen.



Highlighter Tool

The Highlighter tool is for highlighting text, it can also be used as a broader marker for coloring in areas or creating a more washed-out, translucent effect in drawings.



Ruler Tool

The Ruler tool helps you draw perfectly straight lines and position elements with precision.



Watercolor Tool

The Watercolor tool creates a soft, translucent brush stroke with a slightly feathered edge, just like a real watercolor brush. Add washes of color, create gradients, and blend hues together for a painterly look.