


Wakelet

What is it?


Wakelet is a free online platform that allows teachers and students to curate and organize digital content into visually appealing collections.

It can include text, links, videos, images, and PDFs, making it easy to create resources and share them with others.



Benefits

- **Collaboration:** Create shared collections for students to access, contribute to, or collaborate on.
- **Organization:** Curates and organizes content into easy-to-navigate collections.
- **Accessibility:** Materials can be accessed from anywhere.



Lesson Ideas

1

Create a collection with articles, videos, and other resources that students can refer to during a unit.

2

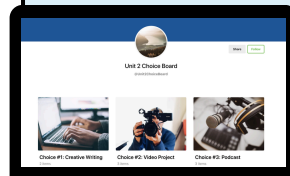
Students create collections of quotes, themes, and connections between texts they are studying.

3

Assign students different sections of a topic and build a shared resource bank of notes, links, and explanations.

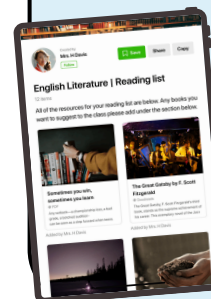
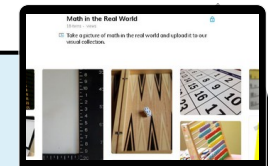
4

Create an interactive choice board for pupils to engage with for topics.



How to use it

1. **Sign up** for a free account on the Wakelet website.
2. Create a collection by adding a **title, description, and cover image**.



3. **Add resources** such as links, videos, text, and images to the collection.
4. **Share** the collection with students through a link, QR code, or embedded in a website.