

## Frequently Asked Questions

- **How do I find my child's homework on Seesaw?**

Seesaw allows teachers to either post a **class announcement** for homework or **assign activities** for each pupil to complete. If your child's teacher assigns individual activities this is only accessible through the student home learning login (as only the child can complete this and add to their journal for the teacher to look at).

### Homework sent as an activity to complete

1. Click the icon in the top left corner to make sure you are logged in as a student. (Use the **home learning** code sent home)

WB 14.11 - Maths

This week for homework, I would like you to continue practising the Equal Groups method for multiplication.

You should have a sheet in your school bag, however, I will attach a template here too incase you would rather complete via seesaw. 📄

2. Select the middle icon to view and complete all activities and homework tasks.



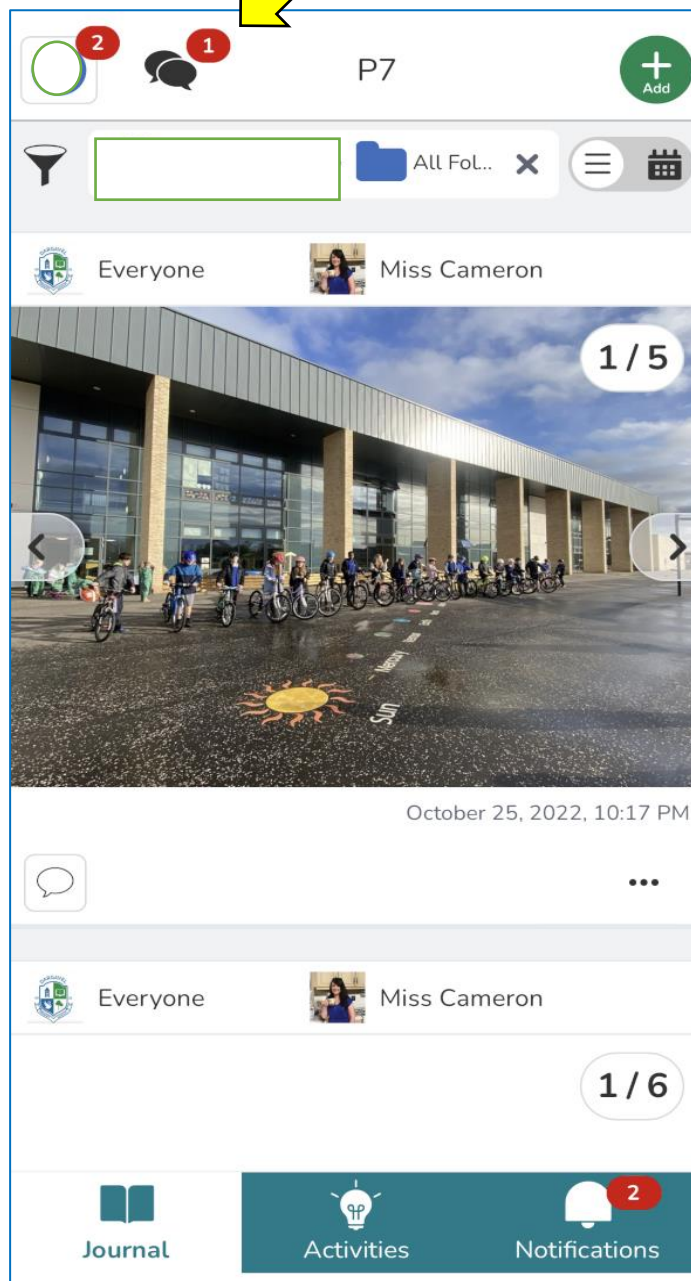
Dargavel Primary School  
Seesaw Support  
November 2022



Homework sent as an announcement

1. Click the speech bubble at the top of the app to find all class announcements.

Announcements can be view when logged in as a student **OR** family member.





- How do I clear my activity notifications?

P2c

To Do In Progress Done Calendar Folders


Rainbow Spelling  
well off  
spill cliff  
dull cuff  
drill stiff  
I the  
I went to the wishing well.

**WB 5.9.22 - Spelling**  
This is an optional task to practise your spelling words. Last week, we learned 'ff' and 'll'. Use coloured pens or pencils to write your words like a rainbow. I have attached an example below of the words.  
  
If you feel like an extra challenge, have a go at choosing three words and including them in a sentence.  
  
Happy spelling!

Waiting for Response **+** Add Response


Assigned on Sep 5 at 3:03 PM

1. Click on 'Add Response'



2. Select how you want to submit a response.

*If the activity is a website game or doesn't require a photo or evidence, then select **note** and type 'done' to send to teacher and delete notification.*



View Instructions

Photo Drawing

Video Upload

Note Link

View Instructions

Done



Dargavel Primary School  
Seesaw Support  
November 2022




- How can I stay logged in as a family member and a student?

At this time, users will need to sign in/out of their account between sessions. Seesaw will be releasing an [Account Switching feature](#) that will make switching between accounts much easier.

As a workaround until then, Families can still download the Seesaw Family App at the link below, which will allow you to switch accounts more easily.

- Seesaw Family iOS: <https://apps.apple.com/us/app/seesaw-parent-and-family/id930565469>
- Seesaw Family  
Android: <https://play.google.com/store/apps/details?id=seesaw.shadowpuppet.co.seesaw>



*Logged in as a **student** using the home learning code. (Only 1 student can be signed in at a time until the new account switching feature is live)*

*Logged in as a **family member** and can view all child's journals.*

Dargavel Primary School  
Seesaw Support  
November 2022


Each pupil should have 2 handouts with a separate code on each.






With this code Danny can:


- Read class announcements and view his assigned activities.
- View/add class photographs and posts.
- Complete any homework activities.

## Student Home Learning Code



**Danny Dargavel's Home Learning Code**

1. Go to <https://app.seesaw.me> on a computer. Or install the Seesaw Class App on an iOS or Android device.  

2. Choose "I'm a Student".  

3. Scan this code using Seesaw's built-in QR code scanner. Or type in these letters to access your Seesaw account: **ANNR SIQE HMQA 1**  




Ask your teacher for a new code after November 17, 2023.  
**This code is a password. If you have this code, you can access this account. Do not post codes on social media or in any publicly accessible place on the Internet!**  
Ver las instrucciones en español en: <https://web.seesaw.me/espanol>

Dargavel Primary School  
Seesaw Support  
November 2022

## Family code



With this code Danny's family can:

- Read class announcements from school staff.
- View class photographs and posts.
- Add comments to their child's work.
- Private message any teacher in the school.



Danny Dargavel's Family Invite  
P7 - Miss Cameron

Connect to Seesaw to receive

Danny Dargavel's Family Invite

Your child will post to Seesaw to share their learning with you.

Teachers will also send you messages and reminders.

Seesaw is private. You'll only see posts created by your child or their teacher.



#### From Your Smartphone

1. Download the free Seesaw app for iOS or Android
2. Tap, "I'm a Family Member"
3. Tap, "Create Family Account"
4. Scan this QR code using Seesaw's built-in QR code scanner
5. Create your account

#### From Your Computer

1. In a web browser, go to: <https://app.seesaw.me/s/840-191>
2. Choose your child from the list
3. Create your account
4. Once you're approved by Miss Cameron, you'll get access to Seesaw

#### Already Have an Account?

If you've used Seesaw before or have more than one child using Seesaw, follow these steps:

1. Sign in to your account in the Seesaw app or on the web at <https://app.seesaw.me>
2. Click on your profile icon, click "+Add Child's Journal" button, then scan the QR code above

Dargavel Primary School  
Seesaw Support  
November 2022

- **What do I do if I require a new code?**  
Please contact your child's class teacher who can send home a replacement login.
- **How do I add multiple children to my family account?**  
Follow this link to watch a video explaining how to add multiple children to your family account. <https://help.seesaw.me/hc/en-us/articles/206514685-How-to-add-another-student-to-your-family-account>

If you have any other questions or would prefer a 1:1 meeting to set up Seesaw, please email Miss Cameron to arrange a time that suits.

Miss Cameron: [gw12cameronstephani2@glow.sch.uk](mailto:gw12cameronstephani2@glow.sch.uk)