

# Seesaw Guide for Pupils

Seesaw Class App: Share **your** learning with us




# How to get on to Seesaw

- If you are using a PC, a laptop or a games console you need to use the internet to search for:

[web.seesaw.me](https://web.seesaw.me)

- Android devices, iPhones and iPads should download this app:

**Seesaw Class**



CLASS

In this guide I am using a laptop and have accessed Seesaw using Google Chrome



I'm a Teacher



I'm a Student




I'm a Family Member

[I'm a Seesaw for Schools Administrator](#)

Click on  
"I'm a  
Student"



**Either enter the  
child's 12 digit  
code here...**

 Sign In with Google


Email

Password

[Forgot Password?](#) [Student Sign In](#)

[Seesaw for Schools Clever Sign In](#)

TEXT CODE [Go](#)

 Scan Code

**Or scan the QR code  
(this is the strange black  
and white speckled box)**

**If using an iPad/Android, your  
camera will automatically open  
for the QR**



**The 12 digit codes  
and QR codes  
were given out  
before the school  
closed.**

**If you need a new  
one, contact your  
class teacher or  
email:**

**bushesenquiries@Renfrewshire.gov.uk**



Sign In with Google

Email

Password

[Forgot Password?](#)

Student Sign In

[Seesaw for Schools Clever Sign In](#)

TEXT CODE

Go



Scan Code



Angus



## Student



Journal



## Activities

Inbox


[Blog](#)

Angus



 Comment



Angus


Today I went to the supermarket but there was no bread left.

oh well. I had soup for lunch instead.

This is the Journal



Angus



Mar 26, 2020

Comment



Angus

Today I went to the supermarket but there was no bread left.

oh well. I had soup for lunch instead.



## Demonstration Class

Student



Journal



Activities



Inbox 2



Blog




Angus





Angus



Here are teacher  
set activities  
(we will look later)

Mar 26, 2020

Comment



Angus

Today I went to the supermarket but there was no bread left.

oh well. I had soup for lunch instead.



# Demonstration Class

Student



Journal



Activities



2

Inbox



Blog



Angus



Angus



**This is the “inbox”  
where your  
teacher can send  
you messages**

Mar 26, 2020

Comment



Angus

Today I went to the supermarket but there was no bread left.


oh well. I had soup for lunch instead.

**This is the Journal**



Angus

**This shows who uploaded the work.**



Mar 26, 2020

Comment



Angus

Today I went to the supermarket but there was no bread left.

oh well. I had soup for lunch instead.



DC

Demonstration Class

Student



Journal



Activities



Inbox

2



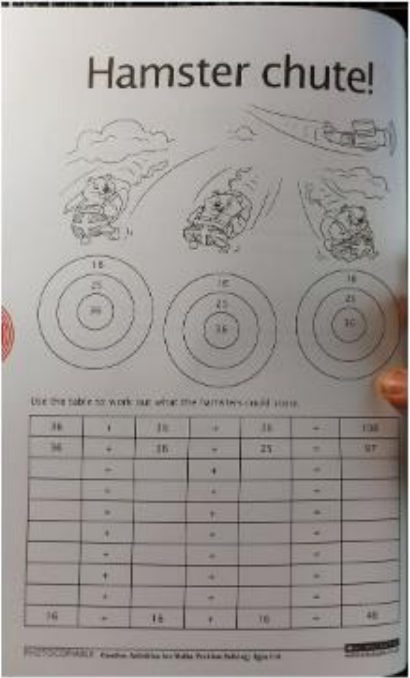
Blog



Angus

**I can look through everything that has been shared to YOUR journal here.**

**Only you and the teacher can post here**



Mar 26, 2020

Comment



Today I went to the supermarket but there was no bread left.  
oh well. I had soup for lunch instead.



If you a want to find something from a certain date, click the “calendar view”

# Demonstration Class

Student

Journal Activities Inbox 2 Blog

Angus



# Demonstration Class

Student



Journal



Activities



Inbox

2



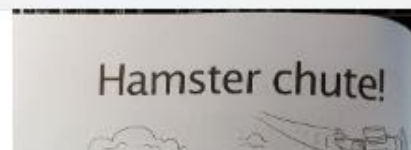
Blog




Angus



To post or upload something to your journal for the teacher or support staff to see, click the **Big Green Add** button



Mar 26, 2020



Today I went to the supermarket but there was no bread left.

oh well. I had soup for lunch instead.



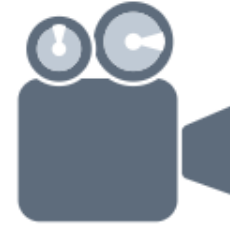
**Now pick what  
you want to share**



Photo



Drawing



Video



Upload



Note



Link

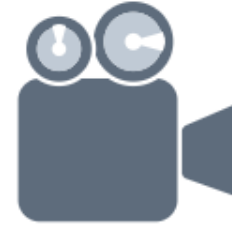




Photo



Drawing



Video



Upload



Note

**If you want to share a picture that has already been taken, click here.**

Link

How to see activities from the teacher





# Demonstration Class

Student



Journal



Activities



Inbox

2

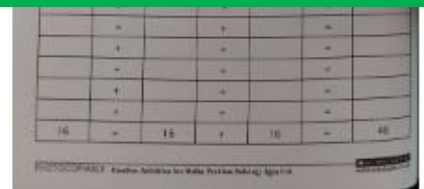
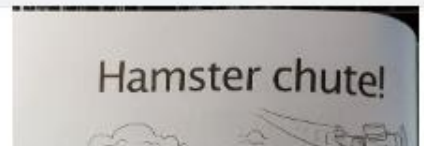
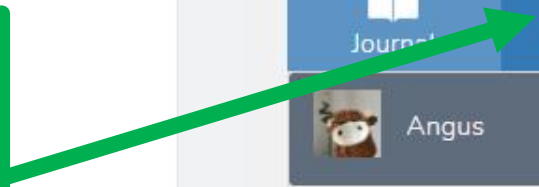


Blog

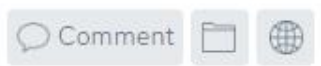


Angus

On the right hand  
tool bar, click on  
"Activities."



Mar 26, 2020



Today I went to the supermarket but there was no bread left.

oh well. I had soup for lunch instead.



Angus



Angus



Link

### Primary 4 PE

#### 1. Fitness challenge

Today I would like you to try a few challenges as a warm up.

How many jumps (side to side) can you do in a minute?

How many burpees can you do in a minute? (To complete a burpee stand up straight then you lie down on your front then jump up bring your knees up in a tuck jump).

How many sit ups can you do in a minute?

Challenge someone in your family to try and beat your score!

#### 2. Take part in a go noodle video.

Take part in the video that is attached, this is the one of our favourite songs to sing along to in P2/3. I hope you enjoy it as much as we do 😊

Waiting for Response

+ Add Response

Assigned on Apr 28 at 08:25 AM



Link

### Fantastic Cats Lauren Birch Art

All around us are shapes and patterns. Can you see any? Have a look at curtains, duvet covers, wallpaper, plates etc. Can you make a pattern using Lego? I would like you to follow the instructions on the video to draw your cat and use the pattern examples shown to design your cat. Look carefully for symmetry, shapes and patterns.

I'm looking forward to seeing your lovely artwork.

Waiting for Response

+ Add Response

Assigned on Apr 28 at 08:25 AM



# Mr Bannerman's P4s 2019/...

Student



Journal



Activities 27



Inbox 347



Blog



Waiting for Response



Class Activities

Here are all of the activities that I can do just now.



## Candy Spies

In Chapter 4 of Charlie and the Chocolate Factory, Grandpa tells Charlie that other chocolate makers grew very jealous of Willy Wonka and sent spies into his factory.

Warm-up:

- 1) What is a spy?
- 2) Can you name any famous spies? They can be real or from stories.

Main task:

- 1) Draw a picture of one of the spies from the book. Surround your picture with as many WOW adjectives and phrases to describe a spy as you can.
- 2) Draw a picture of what they stole from the factory. Surround the item with words to describe the sweet.
- 3) If you were the spy, what would your name be? What would you look like? What would you steal?

▶ Play Instructions (0:56)

Waiting for Response

⊕ Add Response

Assigned on Apr 27 at 08:30 PM



## Week 4: Bonus Maths - Challenging questions

Some of you finished the week's maths really quickly.  
Here are the bonus, challenge questions.

Questions 5, 6 and 7 need a lot of extra thinking power. Engage challenge mode!

Waiting for Response

⊕ Add Response



# Mr Bannerman's P4s 2019/...

Student



Journal



Activities



Inbox



Blog



Waiting for Response



Class Activities

I want to do this task.

Click "Add Response"



Photo



Drawing



Video



Upload



Note

**Take a wee picture  
of your learning  
or even record a  
video.**

# Those are the most important tool to use

If you have any questions about Seesaw, contact your class  
teacher or the school

**[bushesenquiries@Renfrewshire.gov.uk](mailto:bushesenquiries@Renfrewshire.gov.uk)**

