

Bishopton Primary



WELCOME TO DAY 1

P1 INDUCTION 2023/24

Day 1 Plan

Welcome & housekeeping

Meet the team

Vision and values

Play Pedagogy

Useful Information

Uniform

How can I support my child's transition

Question time



Day 1 Plan (Pupils)

Infant department

Visit to dining hall & snack

Groupings with Primary 1 teachers

Classroom visit

Play

Leave by classroom doors (tomorrow- drop off
at classroom door)



Dates for Return to School



STAFF RETURN
MONDAY 14TH AUGUST



PUPILS RETURN
WEDNESDAY 16TH AUGUST



P1 PARENT INFORMATION
EVENING
THURSDAY 31ST AUGUST
6.30PM

Staff

Head teacher Mrs McNaught

Depute Headteacher Mr Collins P1-4

Depute Headteacher Mr Kirkwood P5-7

Principal Teacher Miss McDowall

Principal Teacher Mr McAvoy



The P1 Teaching Team

An introduction to our Primary 1 team...



P1M Mrs McKay



P1S Mrs Simpson/Miss McKay



P2/1 Mrs O'Neill



Vision: Building and Promoting Success

Values

- **Fairness** – everybody getting what they need in order to be successful (equity)
- **Inclusion** – support all needs
- **Honesty** – be truthful to yourself and others
- **Challenge** – high expectations for all
- **Global Citizenship** – creating a sustainable future/awareness of the wider world



Bishopton Relationships Policy

Our Vision Message 'Building & Promoting Success'



All Adults Will...

1. Have high expectations.
2. Provide inclusion & support needs.
3. Ensure equity.
4. Provide a safe & trusting environment.
5. Promote leadership & awareness of the wider world.

How we recognise

Bishopton Best

1. House points
2. Verbal praise
3. 'Best of Bishopton' certificates
4. Wider Achievements
5. Positive Choice Pathways

Children Will...

1. Work hard and aim high.
2. Help others and let them join in.
3. Treat everyone the same.
4. Tell the truth and admit if we did something wrong.
5. Volunteer for ways to improve our school & environment.

Our Values

Challenge, Inclusion, Fairness,
Honesty & Global Citizenship



Classroom Plan

1. Reminder
2. Last chance
3. 2-minutes owed/language script
4. Regulate
5. Restorative conversation
6. Support step

Restorative Questions

High 5

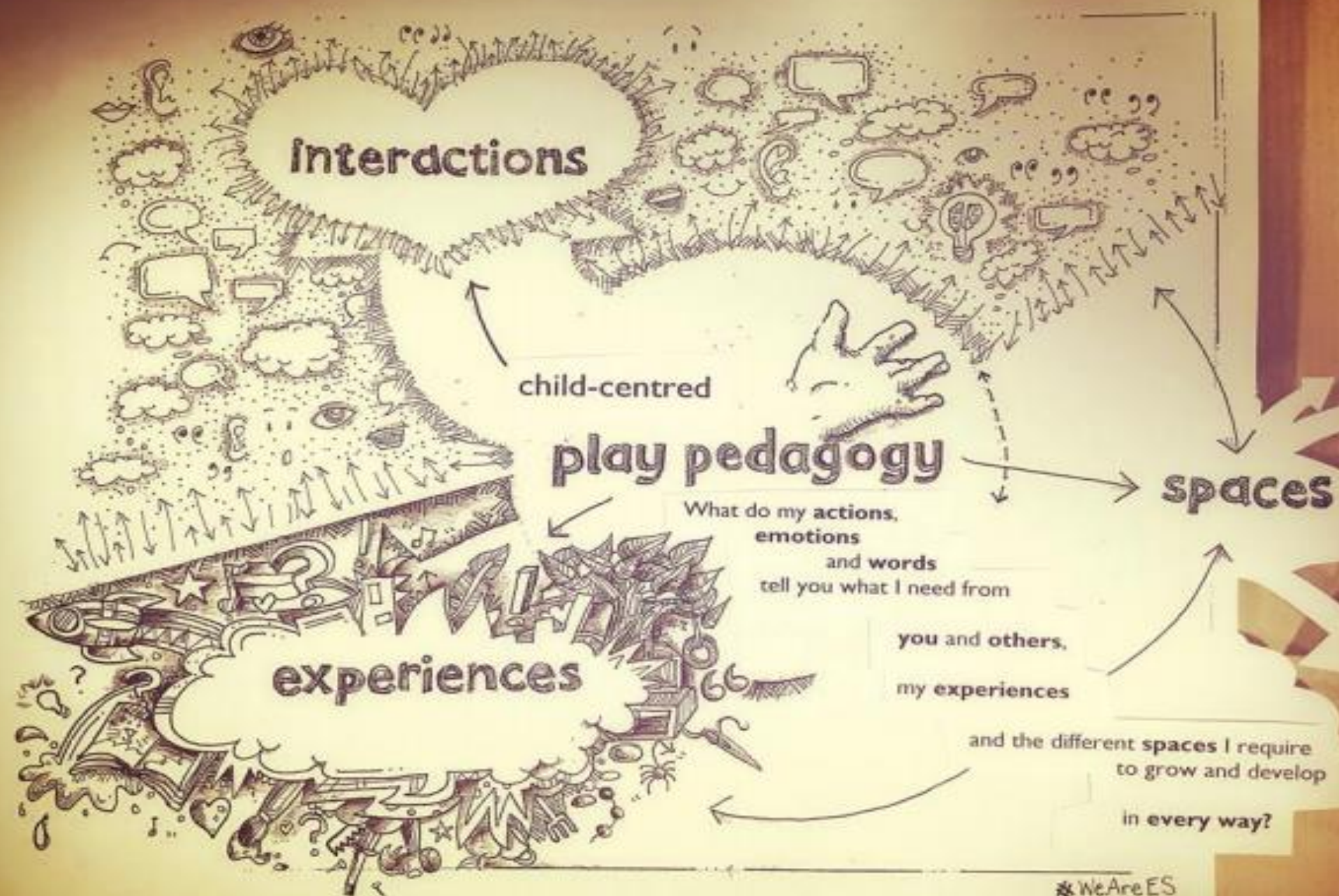
1. What happened?
2. What were you thinking about when it happened?
3. What have you thought about since it happened?
4. Who has been affected and how?
5. What do you think you need to do to make things ok?

Lo 4

1. What did you think when it was happening?
2. How has this left you and others feeling?
3. What has been the hardest thing for you?
4. What do you think could make things right?

The Language of Bishopton

1. Bishopton Best
(Challenge & G. Citizenship)
2. Be a Paths Pal
(Inclusion)
3. Make positive choices
(Fairness & Honesty)





What is play?





Children's Rights to Play

Children and young people have a right to play. The UN Convention on the Rights of the Child states (in Article 31) that every child should have:

... the right to rest and leisure, to engage in play and recreational activities appropriate to the age of the child and to participate freely in cultural life and the arts.

United Nations Convention on the Rights of the Child

Play is how young children make sense of the world. There is also evidence to show that play in early childhood can influence the way your child's brain develops, helping to co-ordinate their mental and physical capabilities. Through play, children and young people of all ages develop problem-solving skills, imagination and creativity, language and observation skills, and memory and concentration. Children and young people use play to test their theories about the world and their place in it.

"Play creates a brain that has increased flexibility and improved potential for learning later in life."

Lester & Russell, 2008



Play and Transitions

The learning environment in the early stages of primary school should not look or feel starkly different from a motivating ELC environment. The level of provocation might be greater, the interaction might be more challenging, and the experiences on offer might be different.



In Scotland, we benefit from a curriculum model that spans the ELC and the early years of Primary School. The Early Level of Curriculum for Excellence is intended to support the implementation of a responsive, continuous, play-based curriculum for children aged 3–6.



Useful Information

Relaxed School entry from 8.55-9am (*prompt*)
Playtime 10.30-10.45am, Lunchtime 12.15-1.15pm
School Finishes at 3.15pm

(Your child will leave via their classroom door in the infant playground and will be handed over by their teacher. Please stand well back to give children space to see their adult).

Please ensure your child knows who is collecting them each day and/or if they are going to aftercare. Pupils going home for lunch can be collected from their class teacher at the side gate (Ashy Path).

Uniform

Navy/red school fleece,
navy/grey skirt/trousers, white
shirt with school tie or red polo
neck and navy sweatshirt

Wellies to be kept in school for
wet days & soft
trainers/sandshoes for
indoors/P.E.

School uniform suppliers:

Set Clothing
Schoolwear Made Easy
DB Leisure
My Clothing (online)

**Pupils will participate in
increased outdoor learning and
should come dressed
appropriate for the weather
forecast. Waterproof/suncream
& sun hats**

Please label all items with your
child's name and class. We will
try not to store any lost property
so any unnamed items that
cannot be identified may need to
be disposed of.

Polo shirt or white t-shirt and
plain navy shorts for P.E. days.
Soft shoes/trainers with velcro
fastenings

Benefit Received	Free School Meals	Clothing Grant	Proof Required Dated within the past six months
Income Support	Yes	Yes	DWP award letter or current Tax Credit Award Notice (TC602) which shows entitlement to this benefit. All pages required
Jobseekers Allowance (Income Based)	Yes	Yes	DWP award letter or current Tax Credit Award Notice (TC602) which shows entitlement to this benefit. All pages required
Employment & Support Allowance (Income Related)	Yes	Yes	DWP award letter or current Tax Credit Award Notice (TC602) which shows entitlement to this benefit. All pages required
Child Tax Credit with a gross annual income below £17,005 with no element of Working Tax Credit	Yes	Yes	Current Tax Credit Award Notice (TC602). All pages required
Maximum Child Tax Credit and maximum Working Tax Credit with annual income below £7,500	Yes	Yes	Current Tax Credit Award Notice (TC602). All pages required
Support Under part V1 of the Immigration and Asylum Act 1999	Yes	Yes	Confirmation Letter/Home Office
Universal Credit with a monthly earned income of not more than £625	Yes	Yes	Universal Credit awards notice
Housing Benefit	No	Yes	Current Letter to show receipt of Housing Benefit
Council Tax reduction	No	Yes	Current Letter to show receipt of Council Tax reduction
Working Tax Credit with an annual income under £16,105	No	Yes	Current Tax Credit Award Notice (TC602). All pages required
Child Tax Credit with an annual income under £17,005	No	Yes	Current Tax Credit Award Notice (TC602). All pages required

Free school meals and clothing grants

https://myaccount.renfrewshire.gov.uk/service/Apply_for_clothing_grants_and_free_school_meals_2022_2023

Communication



<https://blogs.glowscotland.org.uk/re/bishopton/>



[facebook](#)



<https://www.renfrewshire.gov.uk/article/2683/Bishopton-Primary-School>

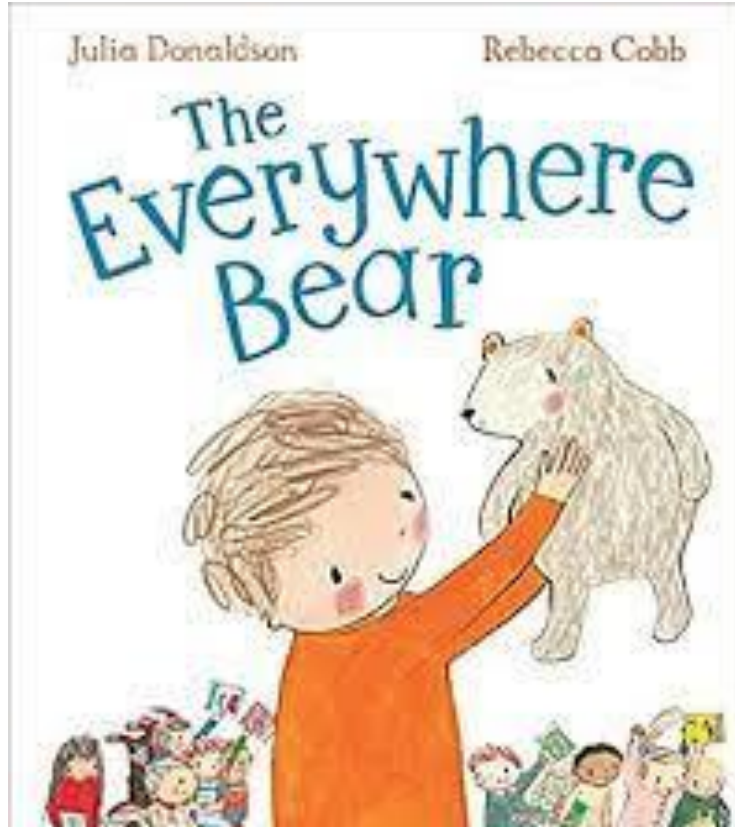
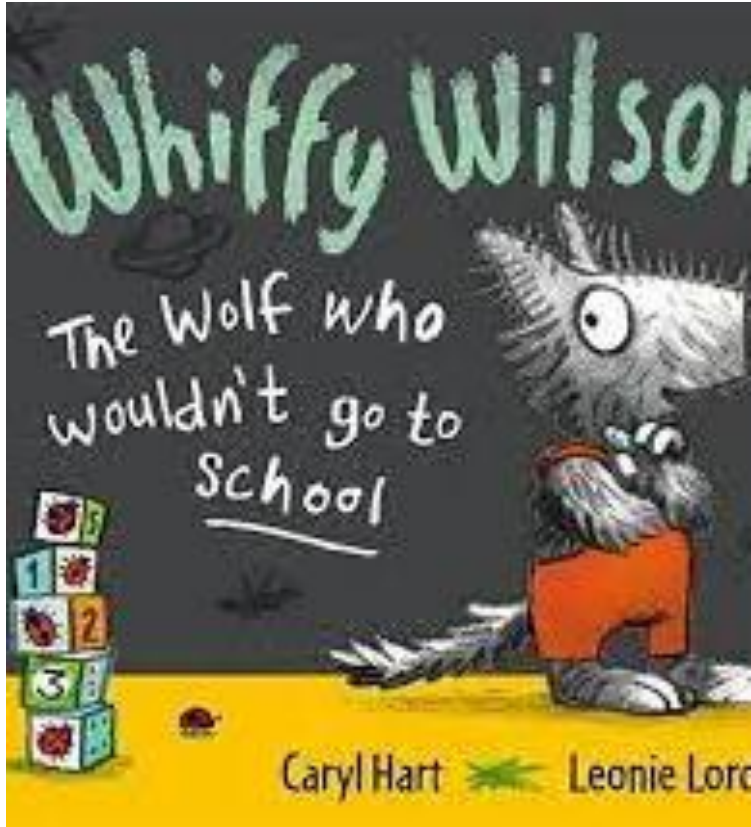


Supporting Transition

Starting school is really exciting, but it can also be a bit scary! In this short film, head teacher Kevin Brack has practical tips and advice on what you can do to make going into P1 a really special, positive experience.

<https://youtu.be/i4MImEsc55M>







Supporting Transition

Encouraging Independence!

Over the next month or so, practise:

- Putting on their own coat, shoes or wellies
- Tidying up belongings, hanging up coat and bag
- Brushing teeth
- Carrying/scraping plates & recycling food waste
- Using a knife and fork



 Got a child starting school in August? 

I normally do a wee post during the Summer with some suggestions for your child starting school but thought it might be helpful just now given some people have more time on their hands!

☀️ Do they recognise their own name? If not make a sign together for their room and where they hang their jacket at home so that they are used to seeing it.

☀️ If you are going to teach them to write their name please only teach the first letter as a capital- if they learn their whole name in capitals it then takes time for them to unlearn it.

☀️ Remember school is different from when you went, they will unlikely have their own desk but they will be very used to the set up as it's similar to Nursery.

☀️ Label EVERYTHING! I even label the top of Tupperware and the bottom in case my son loses just one part!

☀️ Encourage them to open their own snacks so that they are able to do it at playtime and lunchtime.

☀️ Velcro shoes are best!

☀️ Don't share your concerns with them and don't talk about how they are your baby and they aren't ready! They are taking their lead from you!

☀️ Can they put on their own jacket and zip it up? If not, start encouraging that!

☀️ Can they use the toilet independently and wash and dry their hands independently? Now is the time to work on this.

☀️ When you find out their gym days it's best not to put them in shirt and tie on these days.

☀️ In Scotland all P1s-P3's get a free lunch - when you get a menu pop it somewhere in the house and let them know what the choices are each day and decide what they will have together.



Thank you
Any questions?