



Seesaw

Introduction to Seesaw



Seesaw is our main form of communication at Dargavel. It empowers students to create, reflect and share their work with their family and the class teacher. Seesaw provides a platform that allows families to keep up to date with learning and communicate with the school.



How to access Seesaw

Your child will have brought home a paper invite which includes all the joining instructions. You can download the free Seesaw family app on mobile devices or connect through the website.






What will Seesaw be used for at Dargavel?

Key features of Seesaw family app:

- **Notifications when teacher or your child adds a new piece of work or photograph.**
- **Like or comment on work to encourage your child.**
- **Message teacher directly.**
- **Class announcements.**



You tube tutorial videos



Introduction to Seesaw


https://www.youtube.com/watch?v=pzIrtDR84KY&feature=emb_logo

Adding more than one child to Seesaw family app

<https://www.youtube.com/watch?v=m3CvgIG6eh8>



Troubleshooting



Please do not hesitate to get in contact should you have any questions or concerns regarding Seesaw.

Miss Cameron

gw12cameronstephani2@glow.sch.uk