

# Barsail Primary School



Parents as Partners

Help your child with Number Work  
and Mathematics

**Early Level**



## ***"Making Maths Count"***

Dear Parents,

We hope you find this information helpful. It is designed to provide you with ideas for supporting numeracy and mathematics at home through practical and fun activities. It also contains illustrated examples of written methods of calculations. By working together we can enhance confidence and fluency in numeracy and raise your child's attainment in mathematics.

***Maths is fun!***

## **When supporting numeracy at home**

- Use opportunities to learn in the real world
- Embrace mistakes and talk about how your child solved the problem
- Praise effort
- Play games and solve puzzles together

## **Number**






### Counting, Ordering, Reading and Writing

Your child will experience a range of activities in learning numbers 0 to 30.

- Counting aloud forwards and backwards (starting at any number)
- Counting back singing or rhyming
- Count a set of objects
- Say the number, before, after and between numbers
- Recognise numbers
- Order written numbers
- Formation of numbers
- Discuss odd and even numbers
- Number patterns e.g. 0,5,10,15 or 2,4,6,8

## Addition

Your child will be adding numbers within 0-20 using a variety of concrete materials e.g. pencils, cubes, pasta etc.

2	+	1	=	3
				

### Discussion Points:

- When we add 0 the number stays the same
- Understand that  $2 + 1 = 3$  is the same as  $1 + 2 = 3$
- Numbers before, after and in between e.g. 3 is before 4, 7 is after 6
- The number after is the same as adding on one e.g. the number after 5 is 6,  $5 + 1 = 6$

### Key Words for addition:

**add, and, equals, makes, more, plus**






## Examples of Activities

- Look for numbers on packages, clocks, buses, car registrations, buildings and coins
- Sing number songs e.g. 10 Green Bottles
- Read Stories with number content e.g. Ten in the Bed
- Count lots of different things e.g. toys, sweets, stairs, doors in the house, stones
- Play games with numbers e.g. snap, snakes & ladders, dominoes, make pairs
- Play lot of dice games
- Write numbers in shaving foam, sand and flour and with chalk



## Subtraction

Your child will be subtracting numbers within 0-20 using a variety of concrete materials e.g. pencils, cubes, pasta etc.

3	-	1	=	2
				

### Discussion Points:

- When we subtract 0 the number stays the same e.g.  $4 - 0 = 4$
- Remember you must take the small number away from the big number e.g.  $8 - 3 = 5$
- Talk about numbers before, after and in between e.g. 3 is before 4, 7 is after 6
- The number before is the same as taking one away e.g. the number before 6 is 5,  $6 - 1 = 5$

### Key words for Subtraction:

Less than, minus, subtract, smaller than, take away

## Number Discussion

A number discussion is a great way for your child to explore everything they know about a number.

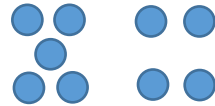
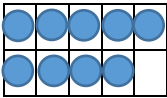
My brother's age

$$7 + 2 = 9$$

$$10 - 1 = 9$$

9

odd



$$4 + 2 + 3 = 9$$

We start school at  
9 o'clock

# Number Formation

Around and round and round we go,  
When we get home we have a zero.



[www.commonobjectiv.co.uk](http://www.commonobjectiv.co.uk)

Start at the top and down we run,  
That's the way we make a one.



[www.commonobjectiv.co.uk](http://www.commonobjectiv.co.uk)

Around and back on a railroad track  
Two, two, two



[www.commonobjectiv.co.uk](http://www.commonobjectiv.co.uk)

Around the tree and around the tree,  
That's the way we make a three.



[www.commonobjectiv.co.uk](http://www.commonobjectiv.co.uk)

Down and over, down some more  
That's the way we make a four.



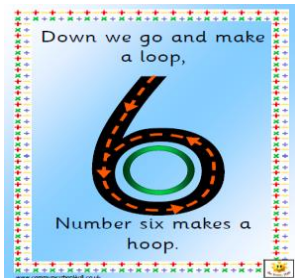
[www.commonobjectiv.co.uk](http://www.commonobjectiv.co.uk)

Down and around then a flag on high  
That's the way we make a five.



[www.commonobjectiv.co.uk](http://www.commonobjectiv.co.uk)





<http://www.communication4all.co.uk>

Above you will find the correct formation for all of the numbers along with the rhyme used to teach them.

## Time

- Say the days of the week in sequence discuss the day before and after.
- Discuss times of the day and give examples of activities at these times - morning, afternoon, evening, night
- Understand yesterday, today and tomorrow and give examples of activities e.g. "yesterday we went to the park", "today we are going to gran's house", "we are going swimming tomorrow at 10 o'clock".
- Say the months of the year in sequence
- Learn and discuss features of the seasons - Spring, Summer, Autumn and Winter
- Learn to recognise o'clock times on analogue and digital clocks and link to daily routines  
e.g. bedtime is 7 o'clock, school starts at 9 o'clock

5 o'clock

Analogue





Digital

**5:00**

- Correctly identify the hour and minute hand on a clock
- Discuss 'before and after' in relation to time e.g. what time was it 1 hour before 3 o'clock?, what time will it be 1 hour after 6 o'clock?

## Money

- Discuss the size, colour and value of coins up to £2
- Play shops at home with real money to pay for items to 10p
- Demonstrate different ways to make amounts

e.g.  is the same  as

- Visit shops and discuss prices of sweets, fruit, toys etc.

## Key Vocabulary

money, change, price, costs, how much, pence,

## Shape

- Recognise, describe and sort 2D shapes and 3D objects by various criteria e.g. round, flat, straight and curved
- Look for and discuss 2D and 3D shapes at home and outdoors.

### 2D Shapes



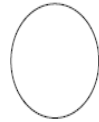
square



rectangle



triangle



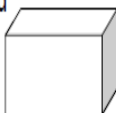
circle

### 3D Shapes

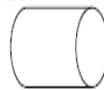
cube



cuboid



cylinder



cone



sphere



### Key Vocabulary

shape, flat, round, curved, face, corner

## Angle, Symmetry and Transformation

- Understand and correctly use the language of position and direction e.g. in front, behind, above, below, left, right, forwards and backwards.
- Use toys to illustrate position and direction e.g. the teddy is above the box

## Patterns

- Explore patterns around the house e.g. wallpaper, tiles, carpets and clothes
- Use toys, beads, cars etc. to make patterns
- Ask your child to copy, continue and create simple patterns with shapes and colours.



## Measurement

- Describe common objects using appropriate measurement language e.g. taller, shorter, longer, full, empty, heavy, light, heavier and lighter.
- Estimate then measure the length, height, weight and volume of familiar objects using non-standard units e.g. cubes for measuring length or a cup for volume.



taller



shorter



longer



shorter

## Fractions

- Children will learn to split a whole into smaller parts and understand that equal parts are the same size.
- Children will practise sharing out a group of items equally into smaller groups e.g. 4 pencils between 4 children = 1 for each child or 4 farm animals between 2 children = 2 for each child
- Children will discuss halves and quarters of shapes



- At home discuss halves and quarters of apples, oranges, toast etc.



## Useful Websites

- <http://www.primarygames.com/>
- <https://www.sumdog.com/city>
- <https://www.topmarks.co.uk/maths-games/5-7-years/counting>
- <https://www.bbc.co.uk/cbeebies/topics/numeracy>