



























Strengths of Action 	 Be Honest	 Try	 Be Brave	 Be Happy	
	When talking about your learning and actions.	All of your tasks. Have a growth mindset.	Try new things. It is okay to make mistakes.	Respect the rights of others to learn.	
Strengths of Community 	 Be Fair	 Lead	 Work In a Team		
	Share and take care of resources. Take turns.	Take charge of your learning and support others.	Work with others to learn and keep class tidy.		
Strengths of the Head 	 Learn	 Be Wise	 Be Open	 Create	 Be Curious
	How to improve yourself and develop your skills.	Before you make comments or actions	Listen to others and respect their view	Come up with ideas and different ways show your learning	Get involved, experiment and make mistakes
Strengths of the Heart 	 Be Kind	 Be a Friend			
	To others through your words and actions	To others			
Strengths of Self-Control 	 Forgive	 Use Control	 Use Caution	 Wait	How did I use my character strengths in the classroom to demonstrate our school values?
	Others who make mistakes	Take a moment to pause and breathe before making a choice	Before you speak or do. Own your actions and take responsibility for them.	When adults are busy and when others are talking	
Strengths of Meaning	 Grateful	 Appreciate	Character Strengths in the Classroom		
	For the opportunities given	The classroom environment and our right to learn			

